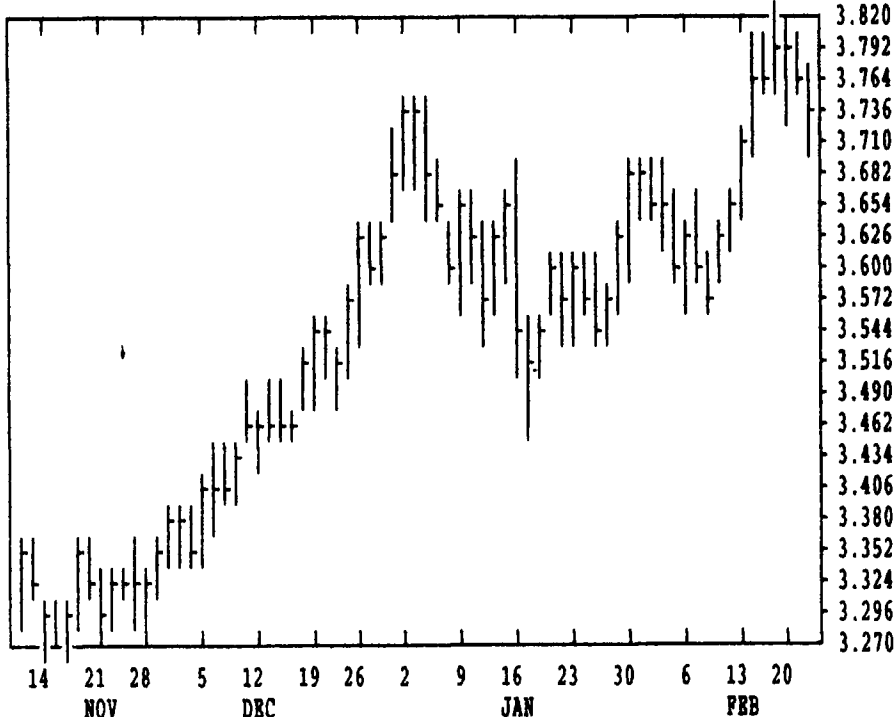


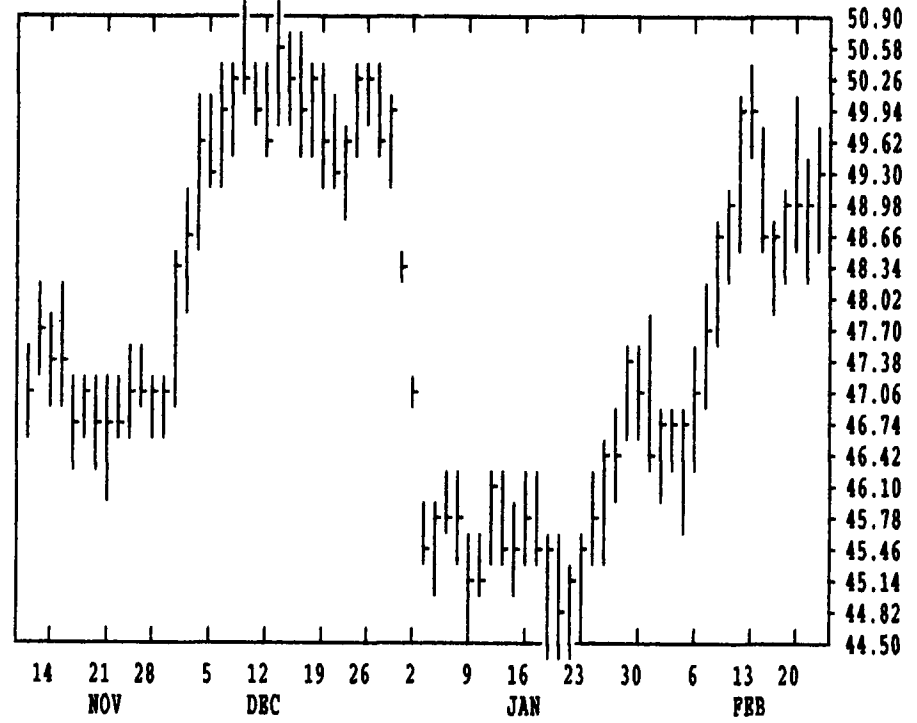
GRAIN, CATTLE AND HOG FUTURES MARKETS

(Closing bids: Thursday, February 22, 1996)

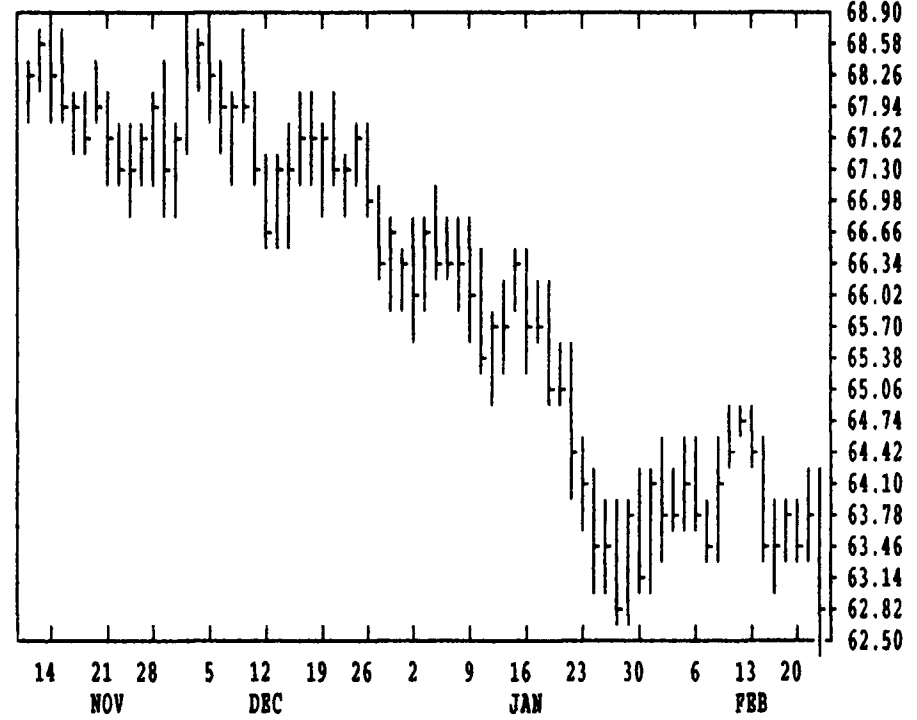
DTN GRAINS 18 CORN MAR '96 CONTRACT HIGH: 3.822 LOW: 2.494



DTN LIVESTOCK 18 HOGS, LIVE FEB 96 CONTRACT HIGH: 51.00 LOW: 41.00



DTN LIVESTOCK 19 CATTLE, LIVE FEB 96 CONTRACT HIGH: 68.85 LOW: 62.50

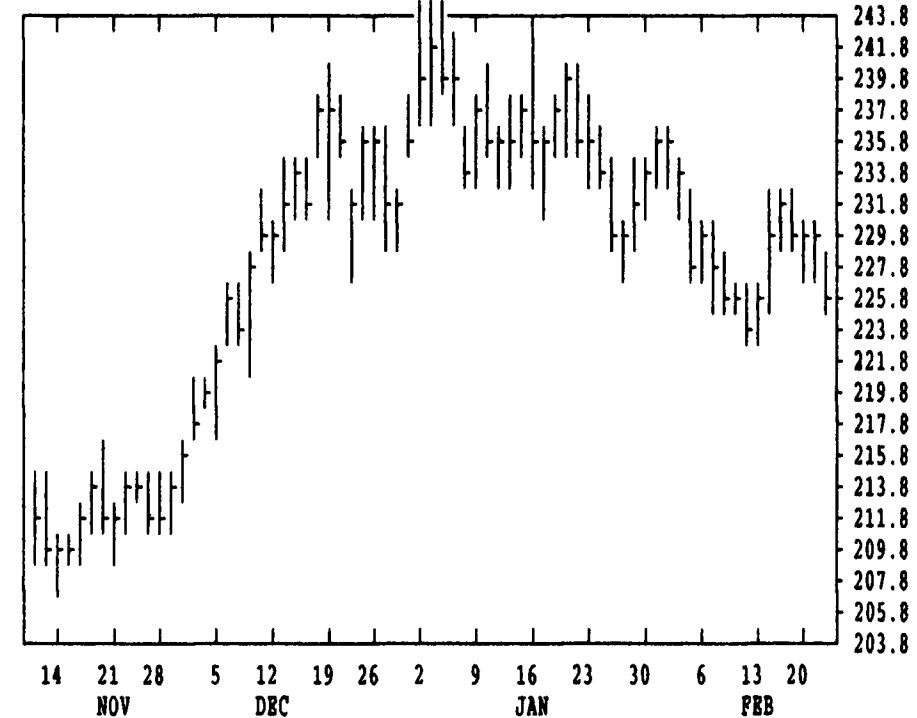


DTN FUTURES		TECHNICAL POINTS				SLOW STOCHASTIC						
14 02/22/96												
PRICES ARE DECIMAL		MOVING AVERAGES				RSI'S						
CONTRACT	CLOSE	4-DAY	9-DAY	18-DAY	45-DAY	9DAY	14DAY	30DAY	%K	%D	%K	%D
WHEAT MAR	495.50	510.56	515.17	517.25	504.99	34.2	41.1	47.4	8	29	63	76
WHEAT JUL	447.75	453.81	455.58	453.35	440.24	45.4	50.4	54.1	22	34	77	85
KCWHT MAR	529.50	538.25	537.17	534.29	513.11	47.4	53.0	55.8	35	58	86	90
KCWHT MAY	494.50	503.00	503.75	500.35	482.33	45.2	51.4	54.3	24	47	84	89
MNWHT MAR	519.00	524.37	522.42	515.93	500.45	54.4	57.0	56.7	52	66	89	93
CORN MAR	375.00	378.00	374.25	369.29	364.20	59.6	59.6	59.6	59	75	86	89
CORN MAY	378.50	381.12	377.64	372.87	367.68	60.2	60.1	60.1	60	75	87	89
CORN JUL	373.00	375.19	372.03	368.04	363.74	60.5	60.0	60.0	66	77	89	89
OATS MAR	211.75	215.12	214.17	216.31	224.72	40.6	42.3	46.3	33	56	49	46
BEANS MAR	724.00	727.12	726.11	728.69	736.56	42.9	45.2	50.1	37	52	45	41
BEANS MAY	735.25	737.94	736.39	737.93	743.14	45.5	47.5	51.5	42	55	52	48
BEANS JUL	744.00	745.94	744.03	744.17	746.26	49.2	50.4	53.4	48	59	67	61
MEAL MAR	227.10	229.38	228.41	230.06	233.98	39.2	42.3	49.0	48	69	40	34
BNOIL MAR	24.46	24.35	24.40	24.31	24.60	55.0	51.4	46.5	68	48	61	65
CATTLE FEB	63.00	63.58	63.92	63.88	65.15	34.7	37.1	40.4	32	30	32	35
CATTLE APR	64.25	63.79	64.15	64.08	65.34	50.6	46.9	44.2	42	28	36	37
PCTL MAR	57.95	57.20	57.66	57.48	58.78	53.9	49.5	44.4	47	27	35	42
HOGS FEB	49.30	49.16	49.23	48.23	47.53	64.0	61.6	56.7	57	50	78	81
HOGS APR	46.80	46.63	46.84	46.26	46.51	55.2	53.3	46.5	45	38	69	73
PKBLS FEB	62.50	62.04	60.69	58.32	56.85	74.8	68.6	59.7	91	91	97	95

CORN				CHICAGO WHEAT				K.C. WHEAT						
	HIGH	LOW	LAST CHG		HIGH	LOW	LAST CHG		HIGH	LOW	LAST CHG			
MAR	3770	3724	3750*	-22	MAR	5070	4950	4954*	-150	MAR	5384	5270	5294*	-110
MAY	3800	3762	3784*	-16	MAY	4910	4820	4830*	-102	MAY	5010	4924	4944*	-92
JUL	3746	3704	3730*	-22	JUL	4546	4464	4476*	-86	JUL	4750	4674	4690*	-80
SEP	3280	3250	3276*	0	SEP	4550	4490	4500*	-72	SEP	4680	4604	4610*	-90
DEC	3146	3114	3140*	+4	DEC	4640	4580	4584*	-70	DEC	4730	4664	4664*	-84
MAR	3196	3164	3192*	+4	MAR	4620	4580	4580*	-60	MINN WHEAT				
MAY	3214	3210	3214*	+4	OATS				MAR	5264	5184	5190*	-94	
JUL	3210	3184	3206*	+4	MAR	2136	2110	2116*	-34	MAY	4952	4910	4916*	-52
DEC	2900	2854	2874*	+4	MAY	2172	2140	2150*	-30	JUL	4740	4690	4692*	-54
SOYBEANS				JUL	2146	2126	2126*	-32	SEP	4534	4494	4494*	-44	
MAR	7264	7214	7240*	-26	SEP	1854	1836	1840*	-24	DEC	4590	4540	4544*	-50
MAY	7380	7324	7352*	-22	SOYBEAN MEAL				SOYBEAN OIL					
JUL	7460	7410	7440*	-22	MAR	2289	2270	2271*	-25	MAR	2449	2420	2446*	+14
AUG	7470	7424	7454*	-22	MAY	2330	2310	2311*	-25	MAY	2485	2457	2480*	+10
SEP	7354	7314	7330*	-6	JUL	2360	2338	2341*	-26	JUL	2523	2496	2516*	+7
NOV	7310	7240	7296*	+26	AUG	2355	2339	2342*	-17	AUG	2535	2517	2532*	+5
JAN	7350	7294	7340*	+30	SEP	2350	2330	2331*	-5	SEP	2550	2535	2548*	+5
MAR	7394	7364	7394*	+22	OCT	2310	2285	2295*	-5	OCT	2570	2555	2570*	+11
JUL	7450	7360	7444*	+34	DEC	2310	2280	2294*	-6	DEC	2605	2580	2602*	+7
NOV	6700	6634	6684*	+30	JAN	2300	2285	2305*	-5	JAN	2607	2595	2607*	+5

LIVE CATTLE				FEEDER CATTLE				LIVE HOGS						
	HIGH	LOW	LAST CHG		HIGH	LOW	LAST CHG		HIGH	LOW	LAST CHG			
APR	6440	6357	6425*	+47	MAR	5805	5745	5795*	+67	APR	4685	4570	4680*	+60
JUN	6272	6205	6252*	+40	APR	5792	5750	5790*	+57	JUN	5210	5112	5205*	+72
AUG	6222	6160	6210*	+22	MAY	5785	5755	5782*	+47	JUL	5070	4990	5067*	+52
OCT	6320	6275	6307*	+12	AUG	5820	5790	5817*	+35	AUG	4897	4840	4882*	+30
DEC	6252	6220	6237*	-7	SEP	5820	5800	5817*	+37	OCT	4525	4490	4510*	+15
FEB	6252	6235	6235*	-12	OCT	5830	5800	5815*	+20	DEC	4655	4610	4610*	0
				NOV	5940	5920	5940*	+22	FEB	6350	6315	6342*	+7	
				JAN	5940	5925	5940*	+15	APR	6145	6115	6137*	-7	
SWISS FRANC				CANADIAN DOLLAR				PORK BELLIES						
MAR	8499	8456	8486*	+16	MAR	7277	7265	7276*	+19	FEB	6250	6170	6250*	+55
JUN	8570	8532	8557*	+16	JUN	7276	7265	7275*	+20	MAR	6190	6045	6140*	+72
SEP	8630	8600	8622*	+16	SEP	7271	7266	7270*	+22	MAY	6270	6130	6237*	+87
BRITISH POUND				US DOLLAR INDEX				JULY 5985 5850 5977* +65						
MAR	15456	15400	15444*	+20	MAR	8590	8562	8590u	+29	AUG	5685	5600	5637*	+77
JUN	15434	15370	15412*	+22	JUN	8599	8599	8599u	+30	FEB				
SEP	15380	15340	15370*	+20										

DTN GRAINS 25 SOYBEAN MEAL MAR 96 CONTRACT HIGH: 244.8 LOW: 178.3



DTN GRAINS 23 SOYBEANS MAR 96 CONTRACT HIGH: 7.700 LOW: 5.904

