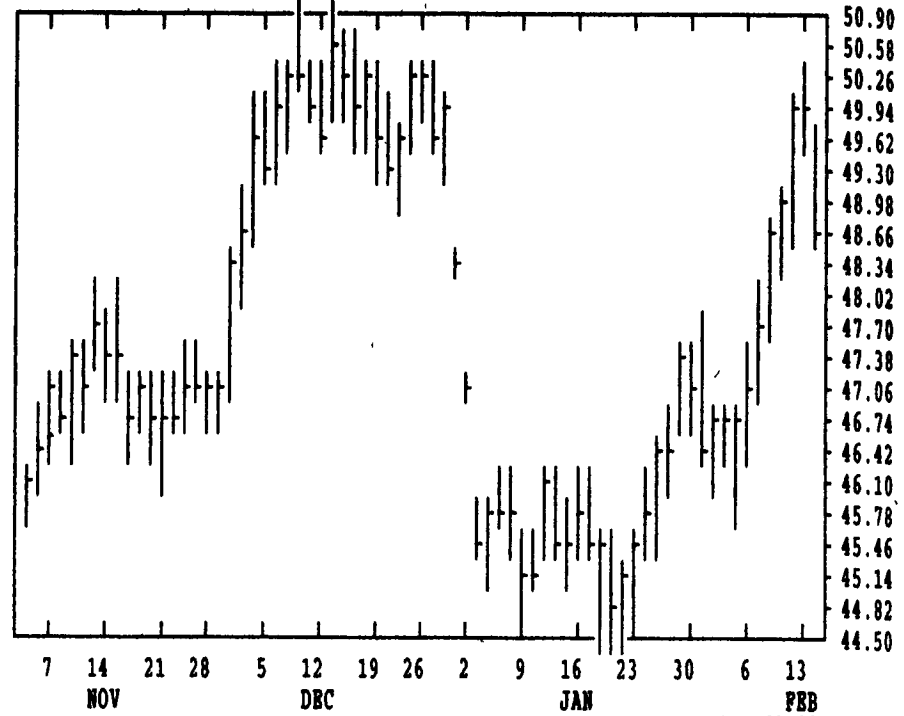
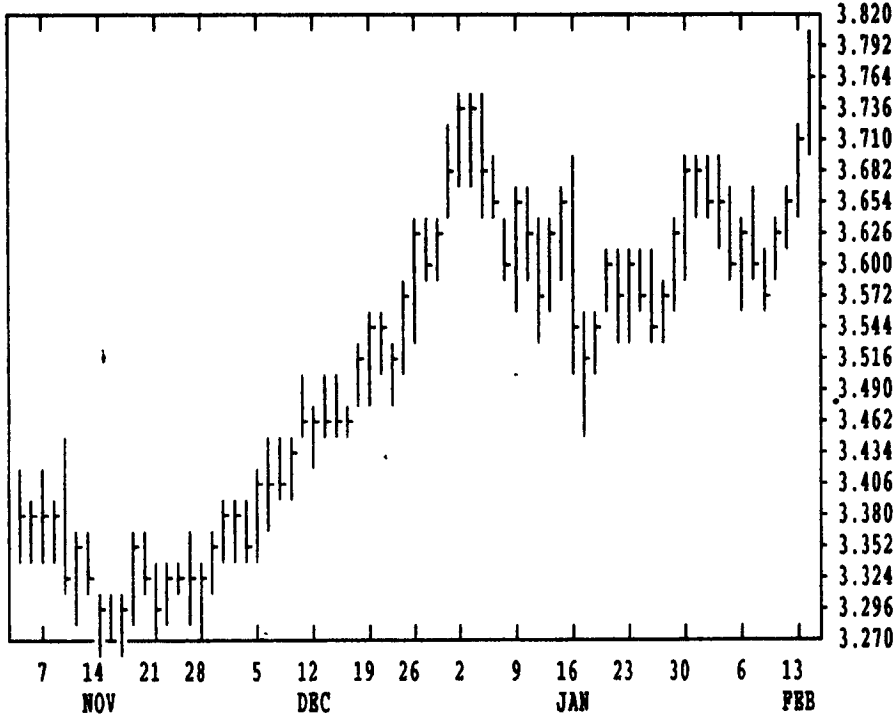


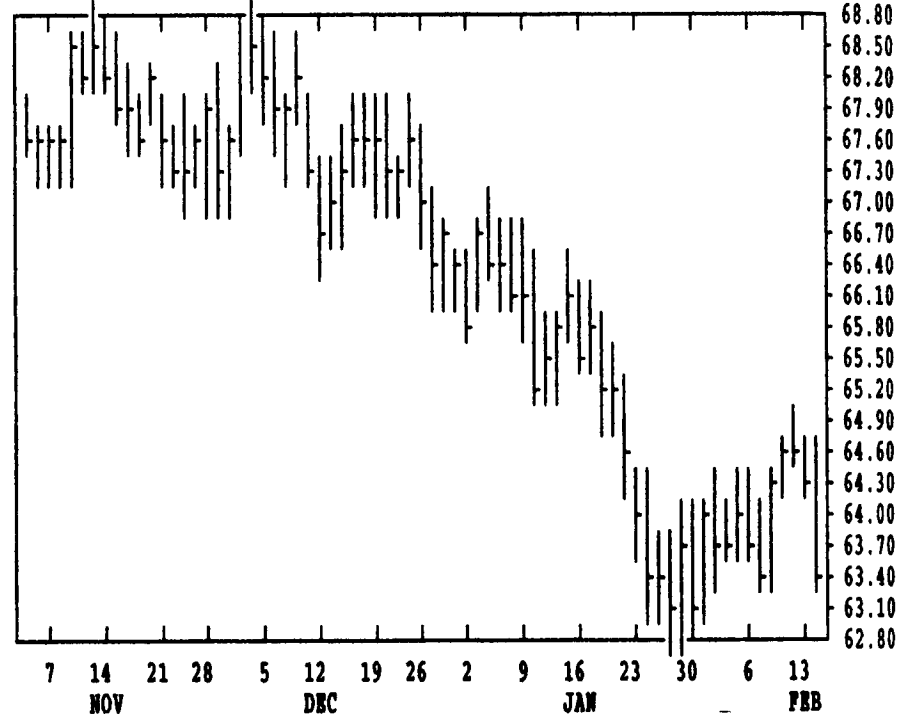
# GRAIN, CATTLE AND HOG FUTURES MARKETS

(Closing bids: Thursday, February 15, 1996)

DTN GRAINS 18 CORN MAR 96 CONTRACT HIGH: 3.812 LOW: 2.494



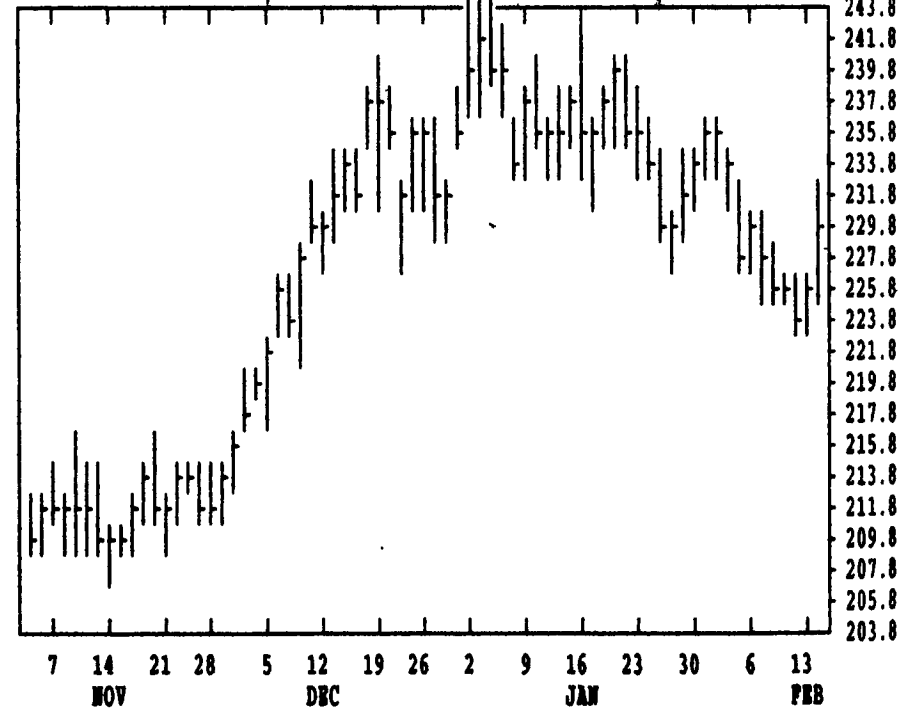
DTN LIVESTOCK 19 CATTLE, LIVE FEB 96 CONTRACT HIGH: 68.85 LOW: 62.80



DTN FUTURES		14 02/09/96		DTN WEEKLY TECHNICAL SUMMARY				2/9/96	
		Past Week's(2/5-2/9)		January's		Current			
		High	Low	Close	High	Low	Support	Resistance	
NEARBY WHEAT	524.00	506.5	513.25	527.5	473.00	473.00	544.50		
JUL WHEAT	462.00	447.00	452.00	455.5	411.5	443.00	462.00		
NEARBY KCWHT	541.00	526.5	531.75	533.00	477.5	477.50	???		
MAY KCWHT	507.5	493.5	499.75	496.5	454.00	462.50	???		
NEARBY MGEWT	517.00	502.00	514.00	513.00	472.5	481.25	527.00		
NEARBY CORN	365.00	358.5	363.00	375.25	347.5	358.00	375.25		
MAY CORN	369.00	362.25	367.25	378.00	352.5	352.50	378.00		
JUL CORN	365.5	359.25	363.5	375.25	349.5	359.25	375.25		
NEARBY OATS	221.00	203.5	209.75	249.00	211.00	194.25	249.00		
NEARBY BRANS	736.00	718.00	720.00	759.00	719.50	688.00	759.00		
MAY BRANS	744.00	728.00	729.75	775.00	727.5	717.00	744.00		
JUL BRANS	748.00	735.00	736.5	775.00	731.00	731.00	748.00		
NEARBY MEAL	232.5	225.3	225.5	240.80	228.1	206.50	240.60		
NEARBY BNOIL	24.47	23.91	24.41	25.26	23.40	23.40	24.68		
NEARBY LIVCT	64.80	63.45	64.60	67.05	62.80	62.80	67.00		
APR LIVCT	65.30	63.60	65.075	67.00	62.725	63.15	65.80		
NEARBY FPDCT	58.70	56.65	58.625	60.975	55.925	???	62.90		
NEARBY LIVHG	49.125	46.00	49.00	47.65	44.50	44.90	50.325		
APR LIVHG	47.55	44.60	47.45	46.45	43.80	45.675	47.85-50.325		
NEARBY PBLS	58.80	53.15	58.30	57.95	51.50	51.50	58.80-64.30		
NEARBY COTTN	87.00	83.75	85.38	88.80	80.30	80.06	89.60		
NEARBY PBLS	58.80	53.15	58.30	57.95	51.87	83.60	89.10		

CORN				CHICAGO WHEAT				K. C. WHEAT						
HIGH	LOW	LAST	CHG	HIGH	LOW	LAST	CHG	HIGH	LOW	LAST	CHG			
MAR 3796	3766	3782*	-2	MAR 5300	5234	5260*	-20	MAR 5450	5382	5422*	+4			
MAY 3824	3794	3812*	+2	MAY 5064	5000	5004*	-36	MAY 5110	5050	5086*	-14			
JLY 3760	3732	3744*	+2	JLY 4630	4580	4600*	-16	JLY 4840	4784	4824*	-6			
SEP 3244	3226	3236*	+6	SEP 4622	4574	4596*	-20	SEP 4760	4712	4760*	+2			
DEC 3092	3066	3084*	+12	DEC 4706	4650	4670*	-34	DEC 4810	4754	4810*	+10			
MAR 3142	3120	3136*	+14	MAR 4680	4650	4650*	-10	MINN WHEAT						
MAY 3154	3144	3154*	+10	OATS				MAR 5294	5242	5266*	-10			
JLY 3160	3140	3152*	+12	MAR 2190	2154	2180*	+14	MAY 5020	4964	4976*	-12			
DEC 2834	2820	2824*	0	MAY 2220	2184	2206*	+12	JLY 4822	4774	4800*	+10			
SOYBEANS				JLY 2204	2174	2194*	+4	SEP 4600	4570	4576*	-16			
MAR 7360	7310	7324*	-16	SEP 1914	1892	1892*	-16	DEC 4642	4620	4620*	-10			
MAY 7460	7414	7424*	-14	SOYBEAN MEAL				SOYBEAN OIL						
JLY 7524	7484	7494*	-14	MAR 2320	2300	2314*	+3	MAR 2448	2425	2435*	-9			
AUG 7526	7484	7494*	-16	MAY 2361	2342	2352*	0	MAY 2485	2465	2472*	-7			
SEP 7340	7310	7314*	-4	JLY 2387	2365	2379*	+5	JLY 2520	2500	2507*	-11			
NOV 7250	7200	7214*	-6	AUG 2375	2355	2368*	+4	AUG 2538	2520	2521*	-14			
JAN 7290	7254	7256*	-12	SEP 2345	2325	2330*	+5	SEP 2553	2539	2539*	-12			
MAR 7330	7300	7300*	-24	OCT 2288	2270	2282*	+7	OCT 2570	2560	2560*	-10			
JLY 7350	7320	7320*	-14	DEC 2285	2265	2281*	+11	DEC 2605	2587	2588*	-12			
NOV 6610	6584	6584*	-24	JAN 2285	2285	2285*	+5	JAN 2593	2593	2593*	-9			
LIVE CATTLE				FEEDER CATTLE				LIVE HOGS						
HIGH	LOW	LAST	CHG	HIGH	LOW	LAST	CHG	HIGH	LOW	LAST	CHG			
FEB 6377	6330	6362*	+20	MAR 5710	5650	5690*	-5	FEB 4885	4802	4877*	+17			
APR 6370	6317	6357*	+12	APR 5695	5620	5660*	-5	APR 4657	4600	4630*	+17			
JUN 6190	6160	6170*	-10	MAY 5710	5672	5697*	+17	JUN 5165	5110	5147*	+12			
AUG 6175	6152	6157*	-15	AUG 5775	5727	5762*	+37	JLY 5067	5002	5050*	+27			
OCT 6270	6250	6257*	-5	SEP 5785	5730	5770*	+47	AUG 4940	4860	4920*	+50			
DEC 6205	6192	6202*	+2	OCT 5790	5750	5770*	+20	OCT 4535	4500	4512*	+17			
FEB 6225	6220	6225*	+5	NOV 5895	5850	5895*	+30	DEC 4660	4605	4610*	+2			
APR				JAN 5895	5895	5895*	+30	FEB 6420	6347	6360*	-37			
SWISS FRANC				CANADIAN DOLLAR				PORK BELLIES						
MAR 8394	8356	8377*	-22	MAR 7259	7245	7246*	+1	FEB 6025	5880	6025*	+127			
JUN 8463	8428	8446*	-22	JUN 7258	7245	7246*	+1	MAR 6010	5825	5975*	+140			
SEP 8506	8506	8506*	-21	SEP 7254	7243	7243*	+1	MAY 6087	5935	6045*	+90			
BRITISH POUND				US DOLLAR INDEX				JLY 5890				5780	5890*	+62
MAR 15398	15332	15384*	-16	MAR 8671	8638	8644*	+1	AUG 5610	5480	5590*	+70			
JUN 15360	15304	15350*	-16	JUN 8672	8649	8651*	+1	FEB						
SEP 15312	15312	15312*	-16	S&P 500 INDEX										

DTN GRAINS 25 SOYBEAN MEAL MAR 96 CONTRACT HIGH: 244.8 LOW: 178.3



DTN GRAINS 23 SOYBEANS MAR 96 CONTRACT HIGH: 7.700 LOW: 5.904

