


MODEL 700 MULTI-PURPOSE DUMP WAGON



SPEED UP YOUR STORAGE/HARVESTING OPERATION SAFELY!
 "New Production" Dump Wagon Features: • Narrower Treadwidths
 • SCASH PURCHASE • LEASE TO OWN • FINANCE \$

BINKLEY & HURST BROS. INC. 133 Rothsville Station Rd. Lititz, PA 17543 (717) 626-4705 1-800-487-2978

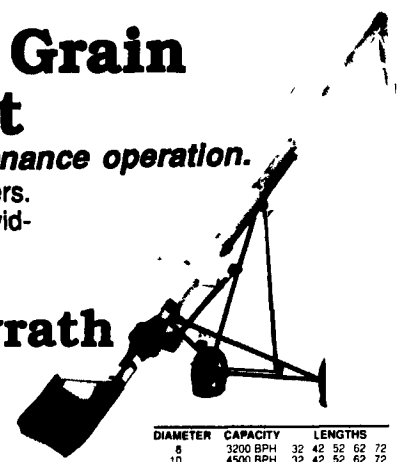
Call Binkley & Hurst Bros..

Your Source For Quality Grain Handling Equipment


A premium quality galvanized auger designed for low maintenance operation.

Mayrath introduces the all new "InLine Drive" series of portable grain augers. Mayrath has combined operational efficiency with long term dependability providing you with a high quality, GALVANIZED auger at a very affordable price. The revolutionary "InLine Drive" system minimizes the number of moving parts... greatly reducing costly downtime and maintenance in the future. The unique "InLine Drive" design features an internally mounted gearbox inside of an expanded, bell shaped tube housing. Auger flighting is positioned to allow a high volume of unrestricted grain flow around the internal gearbox. A new intake design utilizes double flighting and a cupped intake guard to offer a high capacity, complete cleanout operation. A specially engineered hopper bolts directly on top of the intake guard, further enhancing the augers capacity.

Mayrath InLine Drive



DIAMETER	CAPACITY	LENGTHS
8	3200 BPH	32 42 52 62 72
10	4500 BPH	32 42 52 62 72



BINKLEY & HURST BROS. INC. 133 Rothsville Station Rd. P.O. Box 0395 Lititz, PA 17543-0395 (717) 626-4705 Fax 717-626-0996

Farm Plan A Service of FPC Financial 1-800-487-2978

GET READY FOR SPRING WITH YOUR FERTILIZER HANDLING EQUIPMENT FROM BINKLEY & HURST
 Save \$\$\$ By Buying Your Fertilizer In Bulk By Using This Attachment On Your Truck



HYDRAULIC TRUCK AUGER
 15' Folding & Other Sizes Or Pull This Gravity Bin With Auger Attachment Behind Your Pickup Truck And Fill Your Hoppers Without Lifting A Bag!



Unverferth's economical new S-tine cultivator teams rugged S-tines with an aggressive roller basket for thorough secondary tillage. **Good For Alfalfa Seed Bed Preparation**

Get Secondary Tillage That's Effective And Affordable

Very Reasonably Priced!

BINKLEY & HURST BROS. INC. 133 Rothsville Station Rd. Lititz, PA 17543 (717) 626-4705 1-800-487-2978

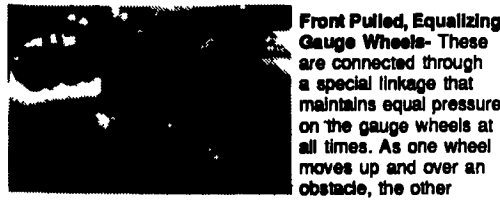
Binkley & Hurst Bros. Has CASE III The Early Riser® Compliancy Plan: (Ready For Delivery) No Attachments Required In Stock at Binkley & Hurst Now!



A Case International 950 Early Riser planter is designed to plant in mulch-till and no-till fields as well as it does in clean-tilled fields. Yet you won't have to add costly coulters or down-pressure springs. Plus, no matter what the field's tillage condition, you'll get accurate seed placement, spacing and depth control for fast, complete germination.

The secret's in the design. The exclusive Cyclo® Air metering system and Early Riser row-unit together put seed in a precision-controlled environment which results in fast starts and bigger yields next harvest. Stop by to find out more about the Case International 950 Early Riser planters the original conservation compliance planters.

6 Row Planter With Liquid Fertilizer And Lots Of Other Fine Features



Front Pulled, Equalizing Gauge Wheels- These are connected through a special linkage that maintains equal pressure on the gauge wheels at all times. As one wheel moves up and over an obstacle, the other wheel is forced down. This equalizing action limits opener movement to half the height of the obstacle and results in more uniform depth control and better seed placement. Example: If your customer is planting two inches deep and encounters a 2 1/2 inch root, the equalizing gauge wheels will limit opener movement to 1 1/4 inches, so the seed is planted in the soil, not on top of it.



Earth Metal® Opener Blades - Earth Metal blades are known for their superior wear characteristics and strength. This is especially important to your customers who rely on the planter to do more of the tillage function in reduced tillage operations. They provide increased service life over standard opener blades.



Staggered Disc Openers- Staggered double disc openers use the leading disc to cut the soil and residue and the trailing disc to open the seed trench. This design provides superior cutting efficiency and penetration over parallel double disc openers. This design virtually eliminates the need and costs of add-on coulters attachments common to competitive so-called "no-till" planters.



Furrow-Firming Point - Any double disc opener tends to leave a "W" shaped seed trench that can lead to uneven depth control, inaccurate in-row seed spacing and germination problems. To eliminate these concerns, the Early Riser row unit uses a furrow firming point to remove the seed trench "W" and leave a well-defined "V" trench bottom.

NOTE: Some competitors have tried to tell your customers that the furrow firming point compacts the soil and reduces germination, but this is not true. The furrow firming point isn't as wide or deep as the double disc openers that actually open the seed trench. A rolling disc opener creates a water-wheel effect with the loose soil it's moving. Some of this loose soil falls back into the just-opened seed trench. The furrow firming point removes this loose soil.

Extra Tough Cutting for Extra Tough Cutting Jobs!



72" Cut; 540 or 1000 RPM; Cat II Heavy-Duty Three-Point Hitch; 140 HP "Rhion-Built" Gearbox (1000 RPM); CAT 4 Shielded Driveline; Slip Clutch Protection; Heavy-Duty Pan Blade Carrier; 3/16" Deck; 1/4 "x9" Side Skirts; 1/4 "x4" Updraft or Flat Blades; Rated for 4" Diameter Material; Safety Deflectors Standard.

Rhino Batwing Cutter With 180 HP Gear Boxes




SR15 Heavy-Duty Features!
 15' Cut; 540 or 1000 RPM; Cat. 5 Main Driveline; Cat. 4 or 5 Wing Drivelines; Pan Blade Carriers; 6" Blade Overlap; Mechanical Level-Lift Axle, 10-Gauge Deck; 1/4"x10-1/2" Side Skirts; Full Swivel Clevis Hitch; Replaceable Skid Shoes; Wing Operation 90° Up and 22° Down; Rated for 2" Diameter Material Fully-Shielded Drivelines; Safety Deflectors Standard.
 15 Foot and 20 Foot Models In Stock



3 Pt. 83" Cut Disc Mower and 3 Pt. 110" Cut Disc Mower Year End Discount

This New High Reach Mower Is In Stock Ready To Be Owned By You To Trim Those Over Grown Fence Rows!



THE COMPETITION CAN'T TOUCH US!

Servis-Rhino's unique product line is one of the most expansive in the industry. Rhino holds the industry record for new product introductions with over 50 in the past 36 months.

For example, Rhino offers three new Hydraulic Boom Flail Cutter models:
 Servis® 1948 ■ Horizontal reach 18'8" ■ Cutting capacity 1 1/2" with 48" head, 4" with 37" head ■ Cutting width 37" or 48"
 Servis® 1848 ■ Horizontal reach 15' ■ Cutting capacity 1 1/2" with 48" head, 4" with 37" head ■ Cutting width 37" or 48"
 Servis® 1348 ■ Horizontal reach 12'10" ■ Cutting capacity 1 1/2" with 48" head, 4" with 37" head ■ Cutting width 37" or 48"
 Rhino Hydraulic Boom Flail Cutters also eliminate the need for complicated mounting kits - leaving your tractor free for other uses.

BINKLEY & HURST BROS., INC.
 133 Rothsville Station Rd., Lititz, PA 17543 - Located 1/2 Mile North of Rothsville (717) 626-4705 1-800-487-2978 Fax 717-626-0996

BINKLEY & HURST BROS. INC. 133 Rothsville Station Rd. Lititz, PA 17543 (717) 626-4705 1-800-487-2978 Fax 717-626-0996