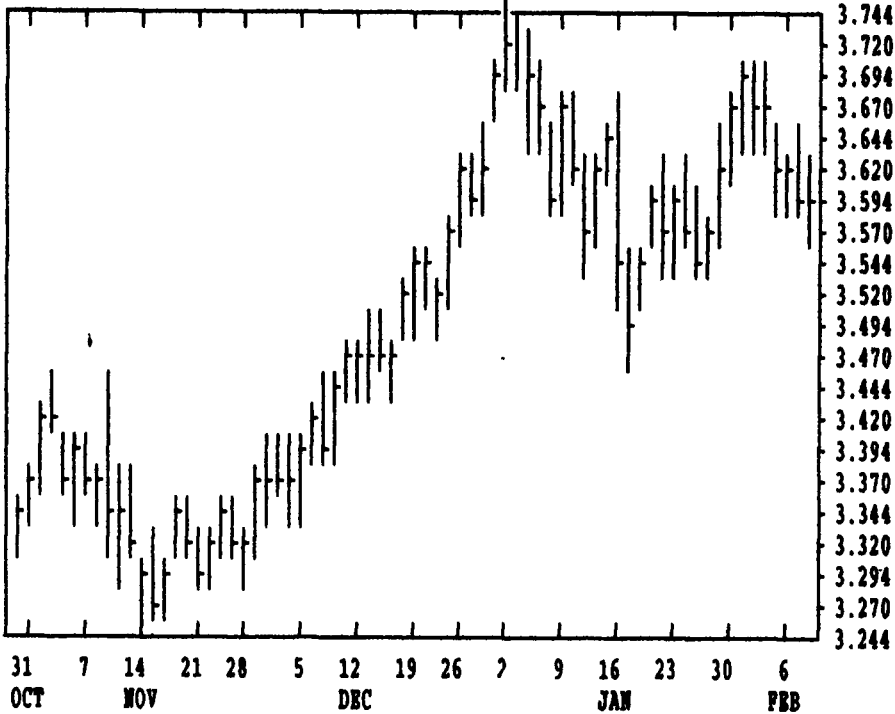


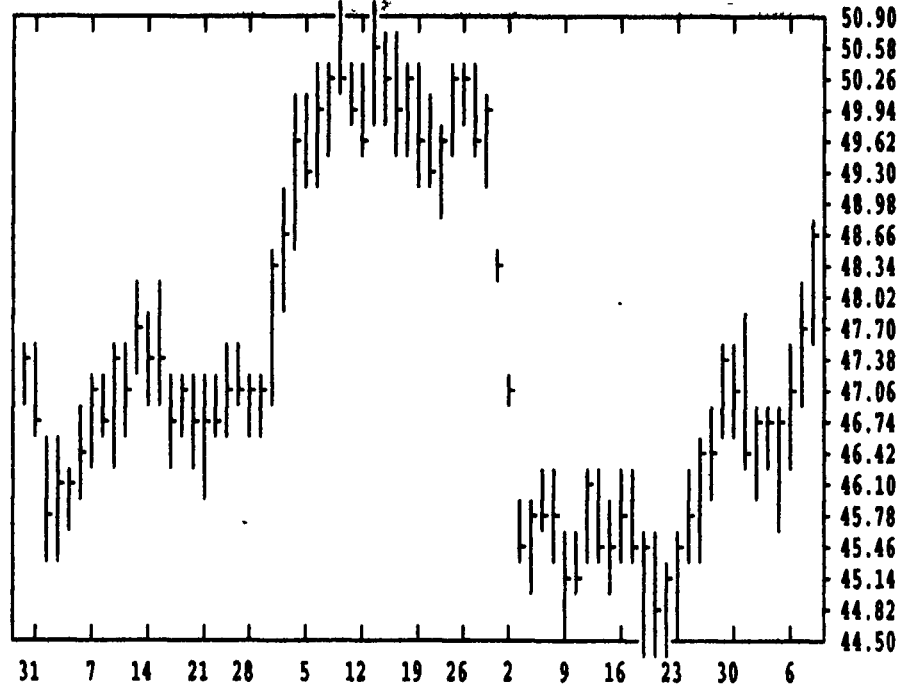
# GRAIN, CATTLE AND HOG FUTURES MARKETS

(Closing bids: Thursday, February 8, 1996)

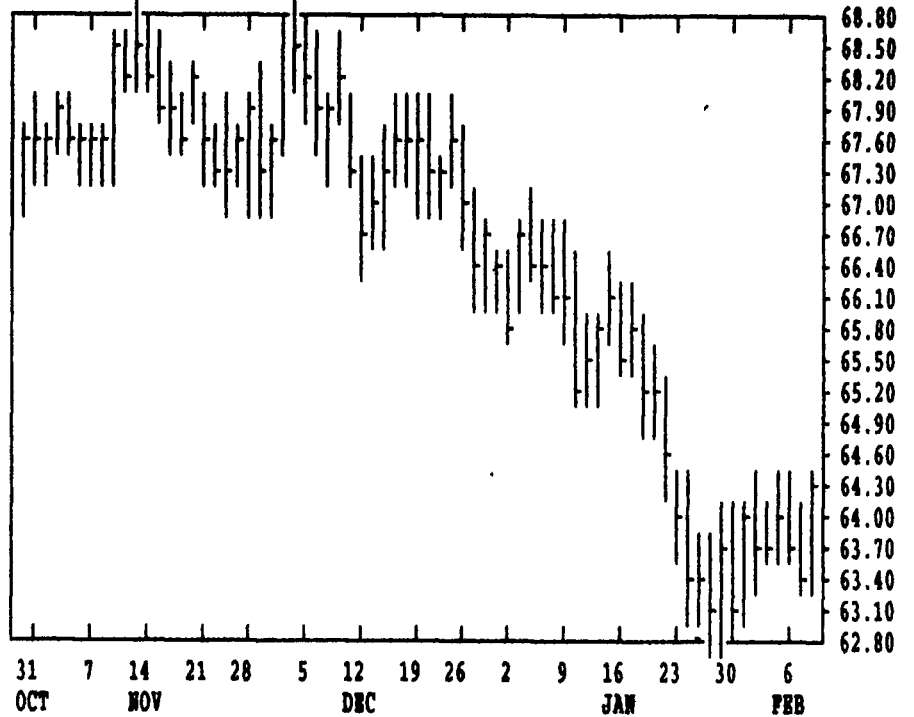
DTN GRAINS 18 CORN MAR 96 CONTRACT HIGH: 3.752 LOW: 2.494



DTN LIVESTOCK 18 HOGS, LIVE FEB 96 CONTRACT HIGH: 51.00 LOW: 41.00



DTN LIVESTOCK 19 CATTLE, LIVE FEB 96 CONTRACT HIGH: 68.85 LOW: 62.80



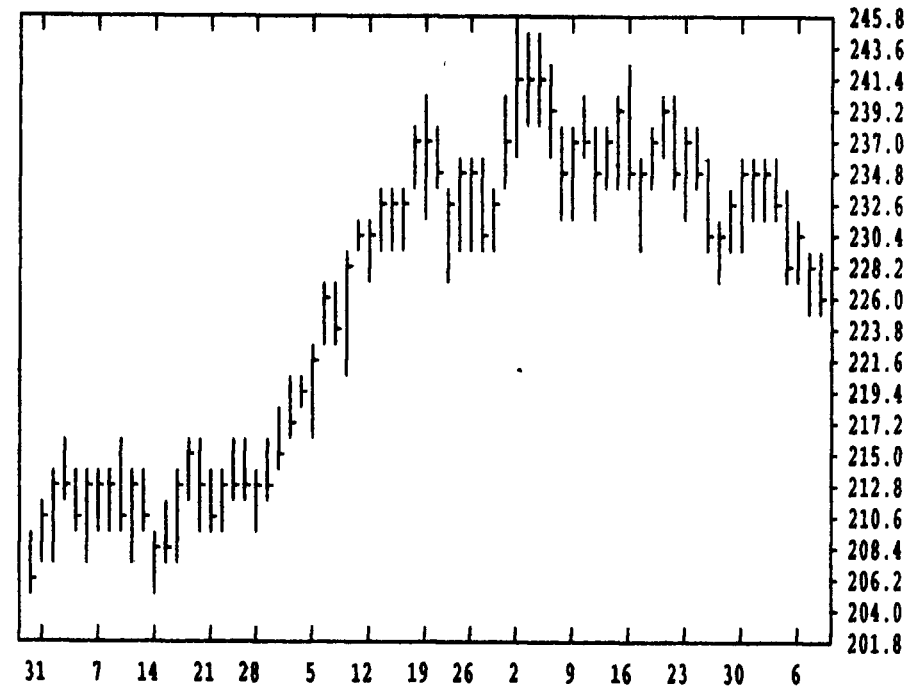
DTN FUTURES 14 02/05/96 DTN WEEKLY TECHNICAL SUMMARY Rev. 2/5/96

	Past Week's (1/29-2/2)			Last Month's		Current	
	High	Low	Close	High	Low	Support	Resistance
MAR WHEAT	527.50	507.50	526.50	527.50	473.00	473.00	????
JUL WHEAT	459.00	434.00	456.50	455.50	411.50	413.50	????
MAR KCWHT	539.00	517.00	538.00	533.00	477.50	477.50	????
MAY KCWHT	504.50	471.75	504.25	496.50	454.00	455.00	????
MAR MGBWT	520.00	497.50	519.25	513.00	472.50	472.50	????
MAR CORN	370.25	358.75	366.75	375.25	347.50	334.75	376.00
MAY CORN	374.00	361.25	370.50	378.00	352.50	352.75	378.00
JUL CORN	369.50	357.25	366.50	375.25	349.50	327-349	375.25
MAR OATS	228.50	216.50	222.75	249.00	211.00	209.00	249.00
MAR BEANS	743.00	725.25	739.25	770.00	720.25	688.00	759.00
MAY BEANS	751.50	732.25	747.25	775.00	727.50	688-723	743.50
JUL BEANS	754.50	736.00	751.50	775.00	731.00	720.00	775.00
MAR MEAL	236.3	230.6	233.4	244.8	228.1	206.50	
MAR BNOIL	24.69	23.85	24.37	25.65	23.60	23.40	26.03
FEB LIVCT	64.45	62.80	63.775	67.05	62.80	58.65	67.65
APR LIVCT	64.325	62.725	63.925	67.00	62.725		65.175
MAR FEDCT	57.05	55.92	56.475	59.40	55.925	55.925	59.40
FEB LIVHG	47.65	46.175	46.675	47.65	44.50	41.90	49.50
APR LIVHG	45.75	43.90	45.025	46.45	43.80	43.80	46.325
FEB PKBLS	57.95	53.70	53.875	57.95	51.50	50.52	62.97

CORN				CHICAGO WHEAT				K.C. WHEAT			
	HIGH	LOW	LAST CHG		HIGH	LOW	LAST CHG		HIGH	LOW	LAST CHG
MAR	3620	3584	3592* -16	MAR	5124	5064	5100* -34	MAR	5310	5264	5294* -34
MAY	3656	3622	3630* -20	MAY	4910	4830	4862* -32	MAY	4984	4934	4970* -40
JLY	3626	3592	3600* -16	JLY	4530	4474	4502* -20	JLY	4724	4672	4702* -40
SEP	3152	3122	3136* +2	SEP	4530	4474	4510* -30	SEP	4650	4614	4630* -50
DEC	3030	3000	3014* +2	DEC	4610	4554	4594* -20	DEC	4700	4670	4680* -10
MAR	3076	3050	3066* +4	MAR	4580	4580	4580+4580	MINN WHEAT			
MAY	3094	3094	3094* 0	OATS				MAR	5070	5020	5042* -26
JLY	3102	3086	3090* -2	MAR	2094	2034	2066* -10	MAY	4866	4822	4846* -12
DEC	2800	2784	2796* +6	MAY	2120	2064	2100* -4	JLY	4724	4660	4716* +54
SOYBEANS				JLY	2134	2090	2126* 0	SEP	4500	4470	4500* +36
MAR	7280	7204	7214* -20	SEP	1840	1784	1840* +66	DEC	4564	4540	4544* +4
MAY	7366	7300	7306* -12	SOYBEAN MEAL				SOYBEAN OIL			
JLY	7440	7364	7376* -12	MAR	2277	2261	2262* -15	MAR	2434	2408	2417* +4
AUG	7414	7360	7372* -6	MAY	2316	2301	2302* -11	MAY	2470	2450	2452* +3
SEP	7264	7214	7220* +2	JLY	2340	2320	2322* -10	JLY	2506	2487	2488* +3
NOV	7210	7110	7132* +6	AUG	2335	2316	2316* -4	AUG	2525	2504	2504* +3
JAN	7240	7180	7192* +6	SEP	2307	2287	2287* -6	SEP	2540	2520	2520* +5
MAR	7280	7240	7240* -10	OCT	2270	2245	2247* +2	OCT	2550	2536	2537* +4
JLY	7320	7300	7314* 0	DEC	2265	2235	2244* +2	DEC	2575	2560	2564* +8
NOV	6600	6564	6580* +24	JAN	2265	2260	2248* -15	JAN	2585	2570	2569* +8

LIVE CATTLE				FEEDER CATTLE				LIVE HOGS			
	HIGH	LOW	LAST CHG		HIGH	LOW	LAST CHG		HIGH	LOW	LAST CHG
FEB	6435	6345	6430* +75	MAR	5827	5760	5822* +72	FEB	4877	4785	4862* +82
APR	6475	6360	6472* +105	APR	5810	5760	5800* +45	APR	4745	4685	4732* 0
JUN	6240	6190	6235* +47	MAY	5820	5765	5802* +47	JUN	5260	5202	5247* +7
AUG	6190	6140	6185* +47	AUG	5870	5835	5855* +27	JLY	5120	5072	5085* -20
OCT	6287	6245	6285* +45	SEP	5857	5820	5855* +30	AUG	4950	4895	4910* -22
DEC	6235	6190	6230* +45	OCT	5867	5835	5860* +30	OCT	4560	4517	4517* -20
FEB	6245	6215	6245* +40	NOV	5980	5960	5965* +10	DEC	4665	4635	4635* -10
APR				JAN	6000	5990	5995* +12	FEB	6520	6490	6510* -15
SWISS FRANC				CANADIAN DOLLAR				PORK BELLIES			
MAR	8344	8312	8332* +2	MAR	7325	7278	7292* -27	FEB	5765	5650	5747* +20
JUN	8409	8377	8399* +2	JUN	7326	7280	7292* -27	MAR	5815	5700	5735* -17
SEP	8462	8445	8456* +2	SEP	7315	7286	7290* -25	MAY	5880	5742	5840* +62
BRITISH POUND				US DOLLAR INDEX				JLY 5795 5695 5765* +32			
MAR	15368	15338	15360* -6	MAR	8684	8678	8682a +6	AUG	5510	5410	5490* +27
JUN	15340	15310	15328* -6	JUN	8698	8680	8693a +9				
SEP	15290	15270	15292* -6								

DTN GRAINS 25 SOYBEAN MEAL MAR 96 CONTRACT HIGH: 244.8 LOW: 178.3



DTN GRAINS 23 SOYBEANS MAR 96 CONTRACT HIGH: 7.700 LOW: 5.904

