

"NEED CASH?"

WE BUY INVOICES & RECEIVABLES
LEAMAN FUNDING SERVICES
 (717) 569-4264 OR
 TOLL FREE 1-800-836-8113

Ford Tractors - Model 2120 - 1920 - 1720 - 1715
 Ford 9N, 8N, 800, 600, 3400 w/dr. & 3 Pt. Hitch
 Kubota 1550 w/Loader & Mower, Hydro, BiTurn
 Huber Maintainer w/2 Way Blades, Front Blade
 Kewanee Chisel Plow; John Deere Rotary Cutter
 Moore No-Till Drill; New 3 pt. Kelly Backhoe
 IHC Truck, 7 spd Trans., 2 spd Rear, Single Axle,
 466 Diesel Turbo, 1980 model
 New Cub Cadets, 12 h.p. to 38 h.p.
 Selection of 3 Pt. Blades

Straley Farm Supply
 (York Co.) Dover, PA



717-292-2631 Fax 717-292-0422

SPECIAL OF THE WEEK



**Case-IH 5130, Cab, Air, P.S., 10 Wts.,
 2600 Hrs., 2 Yr. Warranty, \$28,000**

- IH 1086, cab & air, 1981, sharp.....\$16,000
- IH 1086, cab & air.....\$11,500
- Case IH 685, 4x4, cab, air, loader.....\$21,000
- Case IH 685, 4x4, loader.....\$18,500
- IH 685 w/loader, shuttle shift.....\$14,250
- Case IH 585, 4x4, cab, air, loader.....\$20,000
- IH 500 ag crawler, gas, PTO, 3 pt., hyd.,
 front weights.....\$5,900
- IH Farmall 230, fast hitch.....\$2,200
- Case IH 5130, cab, air, 4x4, powershift
 w/2 year warranty.....\$28,000
- Case IH 2096, cab, air, 4x4.....\$21,500
- Case 1070, diesel, power shuttle loader.....\$4,700
- MF 1135, 8 spd., cab.....\$8,000
- MF 1130, multi-power, no cab.....\$4,800
- MF 1105, cab & air.....Coming In
- MF 390, diesel, multi powered.....\$13,900
- MF 285 w/ 236 loader.....\$11,500
- MF 275, diesel, 8 spd.....\$6,500
- MF 255, diesel.....\$7,500
- MF 50A, cab, shuttle, loader.....Coming In
- MF 20, cab w/loader.....\$7,500
- Oliver 1855, diesel, WF.....\$5,800
- JD 4320, diesel, WF.....\$9,300
- JD 4240, cab & air, quad shift.....\$18,500
- JD 4040, cab, quad.....\$17,000
- JD 3150, 4x4, 4 Post.....\$22,900
- JD 2840, hi-low shift.....\$7,800
- JD 2750 w/loader, hi-low shift.....\$17,500
- Ford 7600, dual power.....\$7,400
- Ford 6600, 4x4, fenders.....\$9,500
- Ford 7000 w/ cab, 8 spd, nice.....\$9,300
- Deutz Allis 7085, 4 post, 2WD.....\$9,500
- Deutz Allis 6.5, cab, air, 2WD.....\$12,500
- Deutz Allis 6250, 4x4 w/ loader.....\$15,500
- Deutz DX160, cab, air, 2WD, 1000 shaft.....\$8,000
- Deutz DX130, 2WD, 4 post.....\$7,400
- Deutz DX110, cab, 4x4.....\$10,500
- Long 480 w/loader.....\$3,500
- Cat D5 Ag crawler.....\$9,500
- NH 555 Skid Steer Loader.....Coming In
- Taylorway 7' Soil Saver.....\$3,900
- NH 254 Flake Tedder.....\$2,400
- Hesston 3700 Rake Tedder.....\$1,400
- Morse no-till drill.....\$1,500
- Miller offset disc, 12'.....\$4,500
- MF 40 Offset Disc, 12'.....\$2,500
- Kewanee Rock Flex Disc Harrow, 20'.....\$1,800
- Case 12' chisel plow.....\$1,100
- JD 4200, 4 btm., 2 way plow.....\$3,500
- (3) AC 12' field cultivators.....\$950
- 24' Fold-up Danish Tine field cultivator
 w/level harrow.....\$1,800
- 6 Ft. 3 Pt. Rotary Mower.....\$850
- 7' 3 pt. heavy duty mower.....\$1,500
- JD 300 corn picker w/343 head.....\$5,000
- IH 7 Shank Auto Reset V Ripper.....\$4,900
- 18.4x38 & 20.8x38 duals.....\$1,000
- NI 551 baler w/thrower, like new.....\$3,200
- JD 4420 diesel combine.....\$9,000
- MF 1143 4RN corn head.....\$3,000
- JD 443 4 RN corn head.....\$3,500
- Gehl 99 silage blower.....\$850
- Kato-Light 10KW alternator.....\$1,000
- NI 364 Manure Spreader, tandem
 w/ endgate.....\$3,500

**Oliver 1650 w/Cab & Front
 Mount Snow Blower**

\$4,900


Financing Available

L & M BURKHOLDER
 Between Brownstown & Rothsville
 Ephrata, PA

Shop 717-859-6616

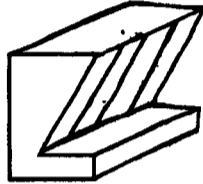

717-859-2960
 Mel (Residence)

717-859-2712
 Lloyd (Residence)



JD 4020
 Runs & Drives (No Reverse)
\$4,500
 717-445-6024

Strong Durable Calf Hutches



**Hay & Grain
 Feeder**
 Installed on Back
 Wall of Calf Hutch


Constructed of 1/4" Fiberglass and
 1/2" Pressure Treated Plywood.
 Warm for Winter, Shade for Summer.
 "Calves Love Them".
 Available with or without
 Combined Hay & Grain Feeder

J&L Equipment

RR 3, Box 53B Stoystown, PA 15563
 814-893-5086

USED TRACTORS

"Will buy or trade tractors"



**JD 4250, 1988, 4x4, 2900 Hrs.,
 Excellent Condition
 \$38,500**

- JD 4450 MFWD, SGB, 3400 hrs.....\$43,000
 - JD 4250 MFWD, 1988, 2800 hrs.....\$42,500
 - JD 4650 MFWD, New Engine, 1985.....\$40,500
 - JD 4640 SGB, PS, 1 Owr, Gd Cond.....\$23,500
 - JD 2555 w/2600 hrs., orig., 2 hyd.....\$17,000
 - JD 2355 1200 hrs., roll bar, mint cond.. \$16,500
 - JD 2140 hi/lo, ind. PTO, 75 hp.....\$12,700
 - JD 2940 hi/lo 2 hyd., ind. PTO.....\$11,500
 - Case 1845 C Uni-loader, 1989.....\$11,100
 - JD 4030 4 post recent overhaul, good cond. \$10,600
 - JD 4020, 1970, SR trans, original.....\$9,800
 - JD 2640, ind. PTO, 70 hp, nice.....\$9,600
 - JD 870, 1993, 28 hp, 330 hrs., new warr. \$9,500
 - JD 550 (435) Round Baler, Ex. ~~SOLD~~.....\$9,500
 - JD 2840 hi/lo, 2 hyd., 3273 hrs.....\$9,300
 - JD 4000 SR trans, WF, nice.....\$9,200
 - JD 2130, ind. PTO, fresh eng. overhaul....\$7,800
 - JD 1830 diesel, 60 HP, orchard model.....\$7,600
 - JD 2510 w/239T motor, new paint.....\$7,100
 - JD 2130 hi/lo ind PTO.....\$6,800
 - JD 3010 NF, cab, w/46 ldr.....\$6,500
 - JD 1120 ind. PTO, new paint, good cond.. \$6,500
 - JD 4020, gas, 2 hyd., 3500 hrs., nice.....\$6,400
 - JD 2120, hi/lo, dsl., 55 HP, new paint.....\$6,200
 - JD 820 dsl., 3600 hrs., new paint.....\$5,800
 - JD 245 loader w/valve.....\$2,960
 - JD factory WF for 3020 thru 4020, new....\$1,350
 - M&W turbo complete for 4020 ~~SOLD~~.....\$650
 - JD 4020 or 3020 toplinks brand new.....\$165 ea.
- New Woods Dual Loaders In Stock...20% Off List

Zimmerman Elevators, Hay Tedders
 Wagon Gears & Forage Wagons
 Farmco Metal Feeder Wagons, Bale
 Bodies & Country Boy Gravity Bins
 JD Front & Rear Weights J&L Hay Savers

Reiff Farm Service

275 Goodhart Road, Shippensburg, PA 17257
 Interstate 81, Exit 10, 174 East, Goodhart Rd Right
 Can Finance

Phone or Fax (717) 532-8601

**ATTENTION
 FARMERS**

If you have deteriorating concrete masonry or stone walls, have it repaired with **GUNITE®**

For information and estimates call
Martins Silo Repair
 (717) 445-9834

Take Exit 20B
 Off Of 83, 5 1/2 Mi. West
 To Belmont Farm.



Warner Swassey
 All Terrain, 4,000 Lbs.
\$3,200

Financing & Trucking Available
410-833-9091

Best Buys in Used Equipment

TRACTORS

- | | | |
|--------------|----------------|--------------------|
| IH H, 2WD | JD 7520, 4WD | CIH 5130, MFD |
| IH 3588, 4WD | JD 4250 | CIH 5140, MFD |
| IH 1486 | JD 4430 | (2) CIH 7120, 2WD |
| (2) IH 1086 | JD 4850, MFD | CIH 7130, MFD |
| (2) IH 1066 | JD 8650 | CIH 7110, 2WD |
| IH 5288 MFD | JD 8430, 4WD | (2) CIH 7120, MFD |
| IH 706 | JD 4960, 4WD | CIH 9270 |
| IH 806 | Case 2394 | CIH 9150 |
| IH 2444 | Case 2290 | Steiger 210 |
| IH 4586, 4WD | Case 3294, MFD | MF 1155 |
| IH 1466, 2WD | Case 2670 | NH L775 Skid Steer |
| IH 826 | Case 2590 | White 2-105 |
| IH 686 | Case 4890 | Versatile 835 |
| JD 4850, 2WD | CIH 485 | |

DISCS

- | | | |
|--------------|---------------|---------------|
| KR 4927A | IH 496, 27'6" | JD 220, 17' |
| KR 1965, 31' | IH 475 | MF 820, 16' |
| KR 1966 | JD 315 | Case KB23B |
| KR 2442 | JD 210, 14' | Taylorway 25' |
| KR 2413 | JD BWA 14' | Ford 18' |
| KR 4968 | JD 235, 23' | MF 820, 26' |

COMBINES

- | | | |
|-------------------|-------------|--------------|
| (4) CIH 1680, 2WD | IH 915 | JD 8820, 4WD |
| CIH 1660 | IH 1440 | JD 9500 |
| CIH 1688 | IH 815 | MF 750 |
| (2) CIH 1680, 4WD | JD 7700 | AC F |
| IH 1480 | (3) JD 7720 | NH 1400 |
| IH 1420, 4WD | (2) JD 6600 | NH 1400 |
| IH 1460 | | |

CHISEL PLOWS

- | | |
|------------------------------------|--------------------------|
| DMI Tiger II Sub-Soiler 7
Shank | JD 510 Disc Ripper |
| (2) JD 22' Chisel Plow | SF 27' Chisel Plow |
| JD 910 sub-Soiler, 13 Shank | KR 3519 Chisel Plow, 18' |
| JD 1600 16' CP | IH 55 Chisel Plow |
| JD 100 Chisel Plow | IH 25' Chisel Plow |
| | AC 13' Chisel Plow |

PLOWS

- | | |
|------------------------|---------------|
| IH 531, 3x14 | JD 1650, 7x16 |
| IH 560, 6 Btm. | JD 145 6x16 |
| IH 800, 10 Btm., 10x18 | JD 2800 |
| IH 720, 6x18 | JD 5 Btm 5x18 |
| Case 7 Bottom | JD 4 Btm |

MISC. TILLAGE

- | | |
|-------------------------|-----------------------|
| BR 12' Cultmulcher | Landoll Tillall 875 |
| BR 14' Cultmulcher | Landsman |
| JD 950 Cultmulcher, '5' | KR 3121 Landsman |
| JD 12' Cultmulcher | KR 3131 Landsman |
| BR 18' Packer | Bervac 615 Fld. Cult. |
| BR 16' CF Packer | IH 15R Cultivator |
| BR 34' N Packer | DL 32' CF Packer |
| BR 21' Packer | DL 25' N Packer |
| UM 31' Rolling Baskets | DL 30' CF Packer |
| MF 24' Field Cult. | |

DRILLS

- | | | |
|---------------|-----------------|-----------------------|
| GP 12' NT | JD 455, 25' | (4) IH 5100 Drill, |
| GP 15' NT | JD 8300 | 24x6 |
| GP 30', Conv. | JD 8000 23x7 | (3) IH 510 21x7, 24x6 |
| GP 24' NT | JD 750, Twin NT | (2) CIH 5100 |

MISCELLANEOUS

- | | |
|----------------------------|--|
| AC 600 Planter, 18', 12x20 | Berthoud D6 Sprayer |
| (2) AC 333 Planter, 11x15 | (2) NH 320 Baler |
| JD 71 Bean Planter | CIH 8580 Baler |
| IH 265 Planter, 15R | CIH 8545 Baler |
| (2) JD 400 Rotary Hoe | Rhino FS-15 Mower |
| JD 7000 Planter-4RN | Gehl 60" Blower |
| JD 7100 Planter | Application AF-SA 1000 Gal.
Sprayer |
| NH 1499 Haybine | IH 60 Shredder, 15' |
| JD 1508 15' Mower | Yetter 4600 Coulter Cart |
| Woods 320 Mower 20' | |
| Woods 15' Batwing Mower | |
| Badger TA54 Blower | |



MIDDLETOWN, DE
 (302) 378-9555 1-800-341-4028

