

Pa. Grain

January 16, 1996
Report supplied by PDA
COMPARED WITH TWO WEEKS
AGO MARKET FOR SOUTHEASTERN,
CENTRAL, AND SOUTH CENTRAL
PA: CORN STEADY TO .05 SPOTS .15
HIGHER, WHEAT .05 TO .10 LOWER,
BARLEY STEADY TO .10 SPOTS .20
HIGHER, OATS STEADY TO STRONG,
SOYBEANS MOSTLY .10 TO .20 HIGH-
ER, EAR CORN STEADY TO 5.00
HIGHER.

SOUTHEASTERN PENNSYLVANIA
CORN NO. 2-Y RANGE 3.68-4.05,
AVERAGE 3.90, CONTRACT FOR
HARVEST 2.83-3.05; WHEAT NO. 2
RANGE 4.91-5.15, AVERAGE 5.01,
CONTRACT FOR HARVEST 3.93-4.29;
BARLEY NO. 3 RANGE 2.50-3.25,
AVERAGE 2.90, CONTRACT FOR
HARVEST FEW REPORTED 2.00;
OATS NO. 2 RANGE 2.00-2.50, AVER-
AGE 2.30, CONTRACT FOR HARVEST
FEW REPORTED 1.60; SOYBEANS NO.
1 RANGE 7.15-7.55, AVERAGE 7.38,
CONTRACT FOR HARVEST 6.67-6.87;
FEW REPORTED GR. SORGHUM #2
RANGE 3.60, AVERAGE 3.60, CON-
TRACT FOR HARVEST 2.60; AVER-
AGE MOISTURE EAR CORN RANGE
99.00-118.00, AVERAGE 109.07.

**SOUTH CENTRAL
PENNSYLVANIA**
CORN NO. 2-Y RANGE 3.45-3.90,
AVERAGE 3.73; WHEAT NO. 2 RANGE
4.67; BARLEY NO. 3 RANGE 2.50-2.80
FEW REPORTED 3.25, AVERAGE 2.76;
OATS NO. 2 RANGE 1.80-2.50 FEW
REPORTED 1.50, AVERAGE 1.89; SOY-
BEANS NO. 1 RANGE 6.50-7.40, AVER-
AGE 7.00; AVERAGE MOISTURE EAR
CORN RANGE 80.00-110.00, AVERAGE

93.57.
**SOUTHEASTERN, CENTRAL &
SOUTH CENTRAL SUMMARY**
CORN NO. 2-Y RANGE 3.45-4.06,
AVERAGE 3.83; WHEAT NO. 2 RANGE
4.26-5.15, AVERAGE 4.87; BARLEY
NO. 3 RANGE 2.25-3.25, AVERAGE
2.79; OATS NO. 2 RANGE 1.80-2.50,
AVERAGE 2.08; SOYBEANS NO. 1
RANGE 6.50-7.55, AVERAGE 7.17;
AVERAGE MOISTURE EAR CORN
RANGE 80.00-118.00, AVERAGE
102.58.

CENTRAL PENNSYLVANIA
CORN NO. 2-Y RANGE 3.55-4.00,
AVERAGE 3.75; WHEAT NO. 2 RANGE
FEW REPORTED 4.20-4.90, AVERAGE
4.63; BARLEY NO. 3 RANGE 2.25-2.80
FEW REPORTED 3.20, AVERAGE 2.67;
OATS NO. 2 RANGE 1.80-2.35, AVER-
AGE 2.02; SOYBEANS NO. 1 RANGE
6.50-7.25, AVERAGE 6.78; AVERAGE
MOISTURE EAR CORN RANGE
85.00-110.00, AVERAGE 97.00.

WESTERN PENNSYLVANIA
CORN NO. 2-Y RANGE 3.40-3.67,
AVERAGE 3.56; WHEAT NO. 2 RANGE
4.00-4.81, AVERAGE 4.50; BARLEY
NO. 3 RANGE 2.70-2.95, AVERAGE
2.83; OATS NO. 2 RANGE 1.90-2.25
FEW REPORTED 1.75, AVERAGE 2.13;
SOYBEANS NO. 1 RANGE FEW
REPORTED 7.15, AVERAGE 7.15;
AVERAGE MOISTURE EAR CORN
RANGE FEW REPORTED 70.00-85.00,
AVERAGE 75.00.

MONTH AGO
CORN NO. 2-Y 3.83; WHEAT NO. 2
4.90; BARLEY NO. 3 2.65; OATS NO. 2
2.00; SOYBEANS NO. 1 6.84; AVERAGE
MOISTURE EAR CORN 94.15.

YEAR AGO
CORN NO. 2-Y 2.40; WHEAT NO. 2
3.72; BARLEY NO. 3 1.84; OATS NO. 2
1.61; SOYBEANS NO. 1 5.25; AVERAGE
MOISTURE EAR CORN 62.56.

**National
Grain Market**

ST. JOSEPH, MO
JANUARY 17, 1996

The bears calmed down somewhat today, after Tuesday's U.S.D.A. Crop Production and Storage report stirred them up. Exports and disappearance of record 1994 crops not as large as many had expected. Wheat steady to 2 cents lower. Corn 1 to 3 cents lower. Sorghum 3 to 4 cents lower. Soybeans 1 to 2 cents higher. Wheat seedings for 1996 crop up 7 percent from the previous year and the largest since 1990. A very dry Fall got this year's crop off to a slow start. December 1 US stocks are 10 percent below a year ago. US and world supplies tight. Major winter storm moving across hard red winter wheat country. Snows make good wheat crops. More export orders on the books today and traders looking for a big move by China. Tuesday's report had something for corn bulls and bears. The 1995 crop was estimated 27 percent below 1994, yet December 1 stocks only 24 percent below December 1 a year ago. Export inspection figures year to date up 24 percent. A larger percentage of bookings and sales have been reported, but many of these for Spring and early Summer delivery. As usual, export figures and the weather will be market makers. At current cash and futures quotes you can bet producers will put in all the corn they can this Spring. What's a man to do, still no farm bill. Very positive figures for sorghum. Soybean crop for 1995 14 percent below record high of 1994 crop and December 1 storage down 13 percent. Year to date inspection exports slightly below a year ago. Meal and oil exports of late short of expectations, but good out of country bean sales so far this week. Liberal cattle

and hog inventories, poultry consumption keeps increasing each year, for good domestic livestock feed usage. At current prices corn will take precedent over soybeans for acres this Spring.

Export demand: Purchaser Commodity Tonnage Del date South Korea Soft White Wheat 8,300 Mar-Apr Taiwan Corn 54,000 Mar-Apr Malta Corn 12,000 Apr-May Thailand Soybeans 120,000 Jan-Feb
Totals: Wheat 8,300 tonnes. Corn 66,000 tonnes. Soybeans 120,000 tonnes Date Change Year ago Truck bids. 01/17/96 01/16/96 01/18/95 Wheat: Kansas City (HRW, ORD) 5.18 dn 1 3.95-3.97 Minneapolis (DNS, 14%) 5.22 dn 2 1/2 3.94 1/4 Portland (SW) 5.27-5.30 up 1-unch 4.26-4.29 St. Louis (SRW) 4.64-4.72 dn 5 3.69-3.73 Corn, US 2 Yellow: Kansas City 3.57-3.59 dn 3 2.36-2.37 Minneapolis 3.07 1/4 dn 2 3/4 2.09 3/4 Southern Iowa 3.53-3.55 dn 1 2.33-2.36 Omaha 3.21-3.24 dn 3 2.16-2.17 Soybeans, US 1 Yellow: Kansas City 7.29-7.30 up 2 5.52-5.53 Minneapolis 6.90 1/4 up 1 5.25 1/4 Southern Iowa 7.37-7.40 up 3-2 5.48-5.54 Cent IL Processors 7.28 1/4-7.38 1/4 up 1 5.50 1/4-5.65 1/4 Futures Close: Kansas City (Mar) Wheat 4.83 dn 1 3.76 3/4 Minneapolis (Mar) Wheat 4.77 dn 2 1/2 3.72 1/4 Chicago (Mar) Wheat 4.79 dn 1 3.79 3/4 Chicago (Mar) Corn 3.51 1/4 dn 2 3/4 2.34 3/4 Chicago (Mar) Soybeans 7.36 1/4 up 1 5.55 1/4

Export Bids: Barge or rail, Port of New Orleans or North Texas Gulf. US 1 HRW Wheat, Ord. Protein: 5.44 up 1-unch 4.18 3/4 US 2 SRW Wheat: 5.22-5.23 dn 1 4.13-4.17 US 2 Yellow Corn: 3.88 1/4-3.89 1/4 dn 1 3/4 2.74-2.77 US 2 Yellow Sorghum: Rail 6.83-6.84 dn 5 4.71 Barge 6.90-6.92 dn 5-4 4.92 US 1 Yellow

Soybeans: 7.81 1/4-7.82 1/4 up 3-2 6.01 1/4-6.04 1/4

**NY Phil
Frozen Eggs**

JANUARY 12, 1996

Prices were generally higher. The market tone was firm. Demand was mixed across the full range, and road conditions determined delivery ability; therefore, some buyers were very tight and sought products, while others provided a light to moderate demand. Floor stocks were adequate. Shell egg availability was also affected by the snowbound highways from the Midwest east, and prices increased under a steady to firm trade sentiment. Liquid and frozen eggs processed under federal inspection for the week ending January 6, 1996 in the eastern region were 12% more than last week, and 7% more than the same week last year.

WHOLESALE SELLING PRICES (CENTS PER POUND IN 30 LB. CONTAINERS) TRUCKLOTS LTL (MIN. 25 CONT.) RANGE MOSTLY RANGE WHOLE 58-60 59-60 61-68 BLENDS (I) TFEWR 75-90 WHITES 44-47 44-45 48-54 SUGARED YOLKS (MIN 43% SOLIDS) 72-76 73-76 77-81 SALTED YOLKS (MIN 43% SOLIDS) 69-72 72-74 (I) - WHOLE PLUS YOLK PLUS SWEETENER, GENERALLY 28-32% EGG SOLIDS.






**HIGH BROS.
FLAKED FEED**

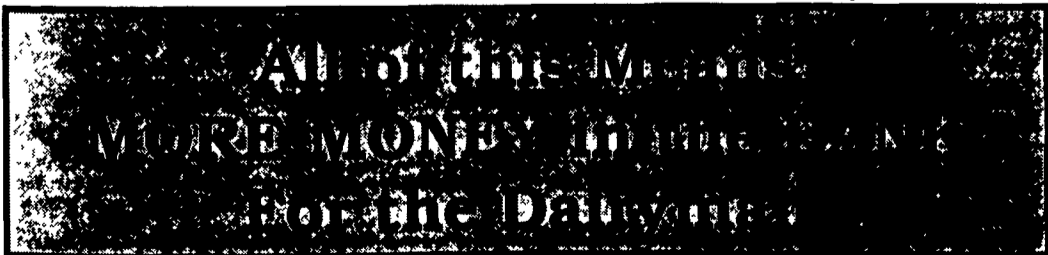
PLUS



SUPER-EXT 24

EQUALS

-  Palatable Feed
-  Increased Milk Production
-  Better Body Condition
-  Improved Breeding
-  Balance Nutrition



HIGH BROS.

441 Centerville Road
Gordonville, PA 17529
Phone 717-354-0301

**DISTRIBUTORS FOR:
SILO QUEEN**



- 2339
- 2390
- 2090 - 97 Day
- 502 - 109 Day
- 2400 - 110 Day
- 2525 - 117 Day
- 2518

SOYBEANS
Boydell Farms #363
#3500 (2nd Place BACS Trials)
50# - \$13.95
Agri & North Coast
8836 354.284
9139 The All New 374
9329 9434
STINE -3090 E
Also Avail. Resnick, Pella & Williams

ALFALFA
January-50#
Vernal-\$80 00
84 Wvap. Wetfoot
and 94 MPR
- all \$130 00

OATS
January \$5 60
Armor Noble
Hercules Ogie
Newdak

Timothy & Climax Timothy
50# \$23.00
Orchard Grass Jan. \$1.05@#
also available - clover & rye grasses


For Best Discounts On Corn, Soybeans & Alfalfa Seed
ORDER NOW

Baler Twine — \$18.95

Fertilizer, Chemicals and Full Line of Ag Seeds Available

WHOLESALE & RETAIL
BOYDELL FARMS
302 Iona Road, Lebanon, PA 17042
Phone: 717-272-8943

**Pennsylvania Agricultural Commodities
Marketing Association, Inc.**

- FORWARD PRICING**  **FEED INGREDIENTS**
- Corn
 - Soybeans
 - Wheat
 - Soybean Meal
 - Cottonseed
 - Hogs
 - Cattle
- CASH GRAIN MARKET**
- Feed Grains
 - Wheat
 - Oilseeds
- Soybean Meal
 - Distillers Grains
 - Hominy
 - Cottonseed
- RISK MANAGEMENT**
- Hedging Services
 - Market Consultation
 - Min./Max. Contracts
 - Specialized Contracts

A privately held full service commodity merchandising firm.

Call today to see how PACMA can broaden your marketing efforts whether you're BUYING or SELLING Agricultural Commodities
Rail Facilities are available at Green Castle & Palmyra, PA
475 East High Street, Palmyra, PA 17078
800-PACMA Inc. • 717-838-7050
1-800-722-6246
Started by Producers for producers

