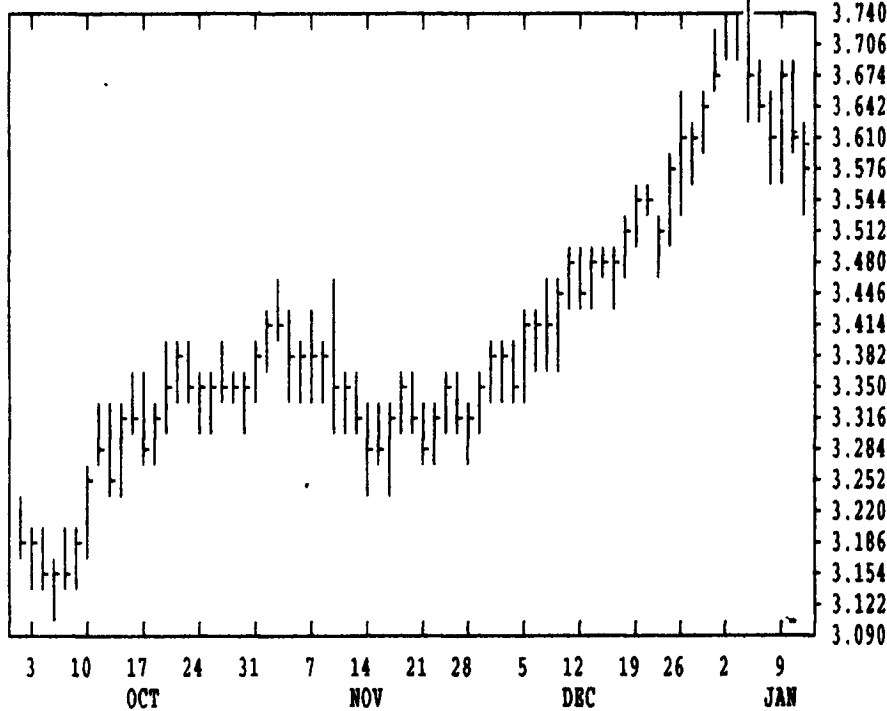


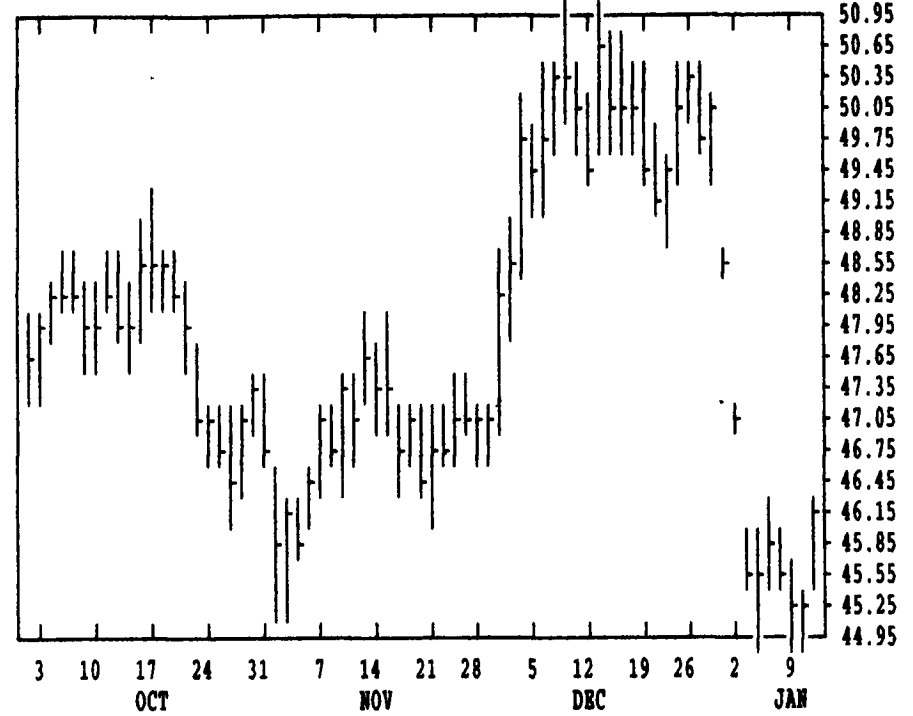
# GRAIN, CATTLE AND HOG FUTURES MARKETS

(Closing bids: Thursday, January 11, 1996)

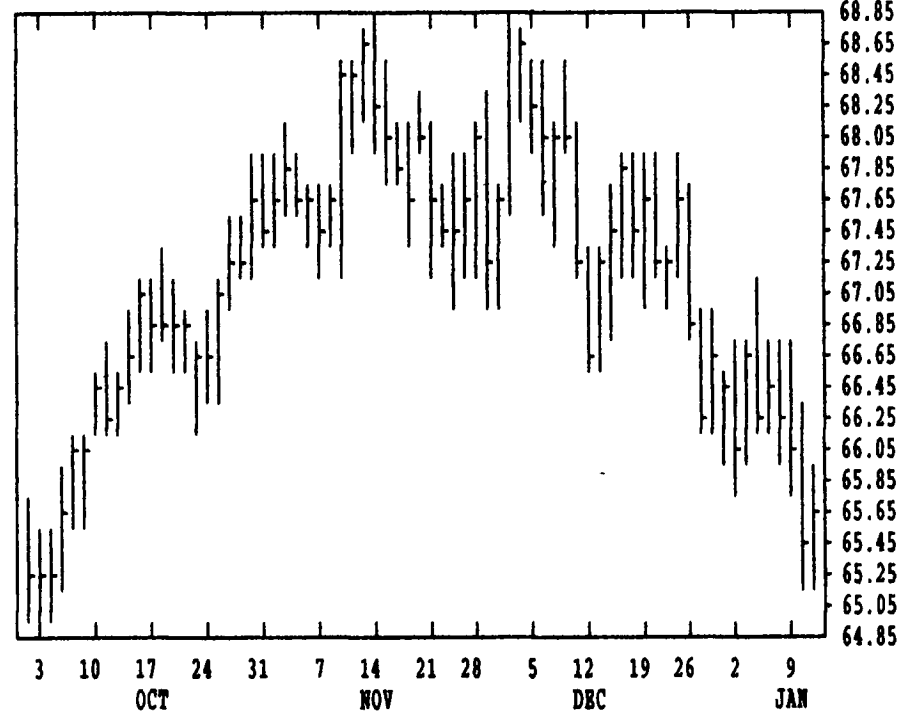
DTN GRAINS 18 CORN MAR 96 CONTRACT HIGH: 3.752 LOW: 2.494



DTN LIVESTOCK 18 HOGS, LIVE FEB 96 CONTRACT HIGH: 51.00 LOW: 41.00



DTN LIVESTOCK 19 CATTLE, LIVE FEB 96 CONTRACT HIGH: 68.85 LOW: 62.80



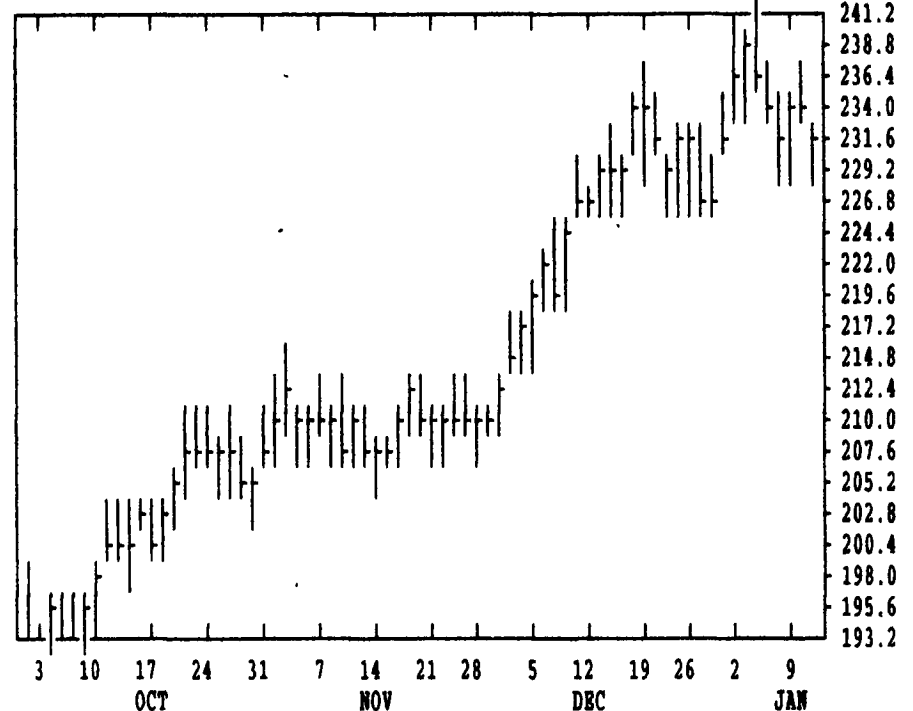
DTN FUTURES 14 01/11/96		TECHNICAL POINTS					SLOW STOCHASTIC					
PRICES ARE DECIMAL		MOVING AVERAGES					RSI'S					
CONTRACT	CLOSE	4-DAY	9-DAY	18-DAY	45-DAY	9DAY	14DAY	30DAY	%K	%D	%K	%D
WHEAT MAR	489.00	490.81	498.44	501.00	498.70	37.9	41.2	46.6	43	30	20	33
WHEAT JUL	423.50	428.31	436.25	434.28	425.62	36.6	42.6	50.1	14	13	30	56
KCWHT MAR	488.50	490.56	497.61	500.32	498.71	37.1	40.2	45.8	44	31	21	32
KCWHT MAY	464.75	467.06	473.22	472.81	469.31	37.8	42.4	48.2	23	18	16	40
MWHT MAR	486.00	495.56	490.06	492.75	492.73	42.5	43.9	46.6	59	41	29	31
CORN JUL	358.25	362.87	367.19	361.75	345.35	45.6	52.5	59.4	24	23	66	80
OATS MAR	218.50	224.56	233.83	236.26	225.79	29.5	37.4	48.4	13	11	11	40
BEANS JAN	725.75	730.62	739.44	733.74	708.41	45.8	50.8	55.5	20	21	51	71
BEANS MAR	733.75	739.25	748.72	743.61	717.32	44.8	50.1	55.2	20	20	48	69
BEANS MAY	738.75	744.81	753.86	747.99	721.26	45.3	50.4	55.3	20	21	52	71
MEAL MAR	235.40	236.28	238.44	236.60	225.28	50.0	55.0	59.9	33	29	57	73
BNOIL MAR	24.19	24.32	24.85	25.22	25.54	23.1	28.4	34.8	12	9	7	16
CATTLE FEB	65.63	65.85	66.14	66.71	67.41	34.1	37.4	44.8	16	22	13	16
CATTLE APR	66.23	66.42	66.44	66.81	67.31	39.0	40.4	44.2	29	53	30	30
PCTL JAO	59.95	59.98	60.19	61.62	63.48	27.	26.9	31.9	27	31	8	8
HOGS FEB	46.13	45.66	46.17	48.05	48.14	-36.0	37.7	43/6	54	39	12	9
HOGS APR	46.28	46.01	46.18	47.82	48.95	36.2	35.5	34.1	69	64	20	15
PKBLS FEB	55.63	54.95	55.22	57.57	57.17	43.8	43.8	46.2	78	67	26	20

CORN				CHICAGO WHEAT				K.C. WHEAT			
HIGH	LOW	LAST	CHG	HIGH	LOW	LAST	CHG	HIGH	LOW	LAST	CHG
MAR 3622	3560	3574*	-46	MAR 4944	4882	4890*	-60	MAR 4936	4880	4884*	-62
MAY 3664	3604	3612*	-50	MAY 4652	4600	4606*	-60	MAY 4672	4642	4646*	-40
JULY 3640	3574	3582*	-54	JULY 4294	4224	4234*	-66	JULY 4454	4400	4402*	-56
SEP 3094	3046	3052*	-50	SEP 4304	4240	4246*	-72	SEP 4420	4380	4380*	-50
DEC 2914	2870	2872*	-46	DEC 4390	4320	4336*	-56	DEC 4480	4450	4450*	-50
MAR 2964	2922	2926*	-54	MAR				MAR			
MAY				OATS				MAR 4804	4852	4860*	-32
JULY 2994	2954	2954*	-54	MAR 2242	2182	2184*	-80	MAY 4726	4696	4714*	-6
DEC 2760	2730	2742*	-22	MAY 2254	2194	2204*	-70	JULY 4564	4524	4552*	-16
JAN 7310	7224	7256*	-72	JULY 2224	2180	2182*	-52	SEP 4400	4340	4344*	-72
MAR 7400	7300	7336*	-76	SEP 1850	1814	1832*	-24	DEC 4440	4410	4410*	-54
MAY 7454	7354	7386*	-86	JAN 2332	2308	2324*	-14	JAN 2398	2375	2388*	-10
JULY 7464	7370	7404*	-82	MAR 2368	2341	2354*	-18	MAR 2424	2394	2419*	-5
AUG 7404	7340	7344*-100		MAY 2378	2350	2364*	-17	MAY 2461	2435	2458*	-5
SEP 7184	7110	7124*	-74	JULY 2375	2348	2361*	-22	JULY 2505	2474	2492*	-9
NOV 7024	6936	6960*	-82	AUG 2345	2328	2336*	-26	AUG 2525	2500	2507*	-13
JAN 7064	7000	7004*	-84	SEP 2290	2265	2270*	-25	SEP 2535	2515	2520*	-15
MAR 7094	7040	7064*	-84	OCT 2200	2190	2190*	-15	OCT 2540	2525	2528*	-12
JULY 7094	7080	7094*-104		DEC 2195	2172	2185*	-20	DEC 2560	2530	2550*	-15

LIVE CATTLE				FEEDER CATTLE				LIVE HOGS			
HIGH	LOW	LAST	CHG	HIGH	LOW	LAST	CHG	HIGH	LOW	LAST	CHG
FEB 6580	6525	6562*	+20	JAN 6000	5975	5995*	+27	FEB 4617	4550	4612*	+77
APR 6635	6590	6622*	+22	MAR 5880	5835	5865*	+35	APR 4632	4580	4627*	+52
JUN 6257	6210	6232*	-15	APR 5887	5850	5872*	+30	JUN 5190	5132	5187*	+65
AUG 6155	6125	6135*	-5	MAY 5905	5880	5892*	+32	JULY 5167	5120	5157*	+47
OCT 6285	6265	6270*	-5	AUG 4047	6025	6045*	+22	AUG 5070	5005	5065*	+65
DEC 6312	6280	6295*	-15	SEP 6045	6027	6042*	+22	OCT 4670	4605	4665*	+65
FEB 6315	6300	6310*	0	OCT 6047	6040	6042*	+17	DEC 4760	4710	4760*	+52
APR				NOV 6140	6132	6140*	+10	FEB 6585	6530	6577*	+32
MAR 8706	8655	8666*	-7	MAR 7338	7316	7327*	+2	FEB 55'2	5440	5562*	+122
JUN 8780	8740	8744*	-7	JUN 7332	7313	7322*	+2	MAR 5620	5495	5615*	+130
SEP 8855	8820	8819*	-7	SEP 7323	7302	7312*	+2	MAY 5685	5600	5670*	+95

S&P 500 INDEX				GERMAN MARK			
HIGH	LOW	LAST	CHG	HIGH	LOW	LAST	CHG
MAR 9657	9623	9631*	-6	MAR 60580	60030	60565*	+490
JUN 9772	9745	9748*	-6	JUN 61120	60590	61115*	+505
SEP 9869	9825	9859*	-6	SEP 61520	61080	61565*	+505
				DEC 62000	61520	61990*	+505
				MAR 6990	6952	6962*	-26
				JUN 7020	6986	6994*	-26
				SEP 7030	7012	7025*	-26
				DEC 7056	7055	7056*	-26

DTN GRAINS 25 SOYBEAN MEAL JAN 96 CONTRACT HIGH: 240.8 LOW: 171.0



DTN GRAINS 23 SOYBEANS JAN 96 CONTRACT HIGH: 7.590 LOW: 5.824

