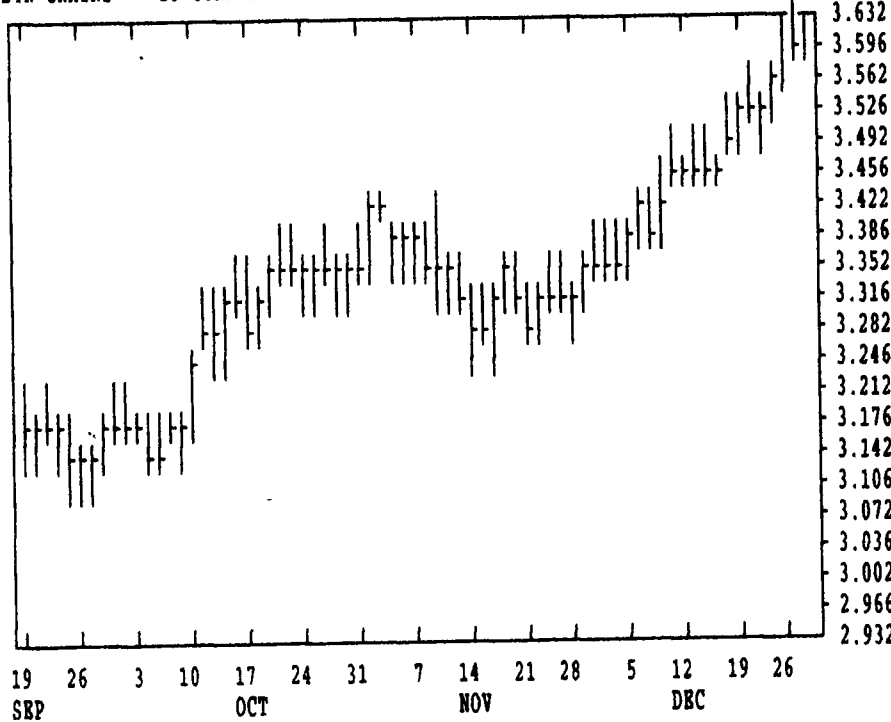


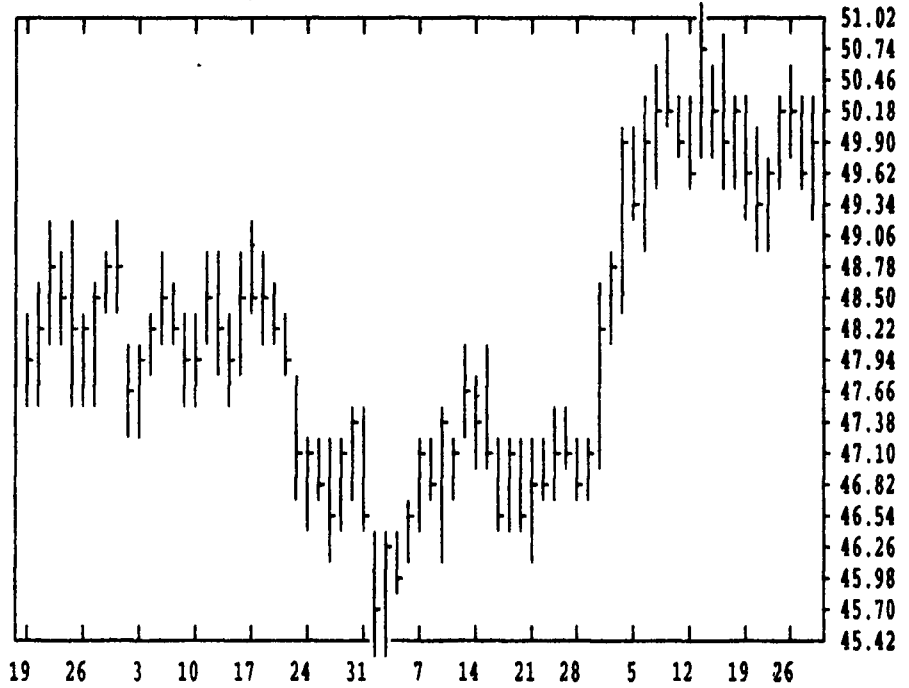
GRAIN, CATTLE AND HOG FUTURES MARKETS

(Closing bids: Thursday, December 28, 1995)

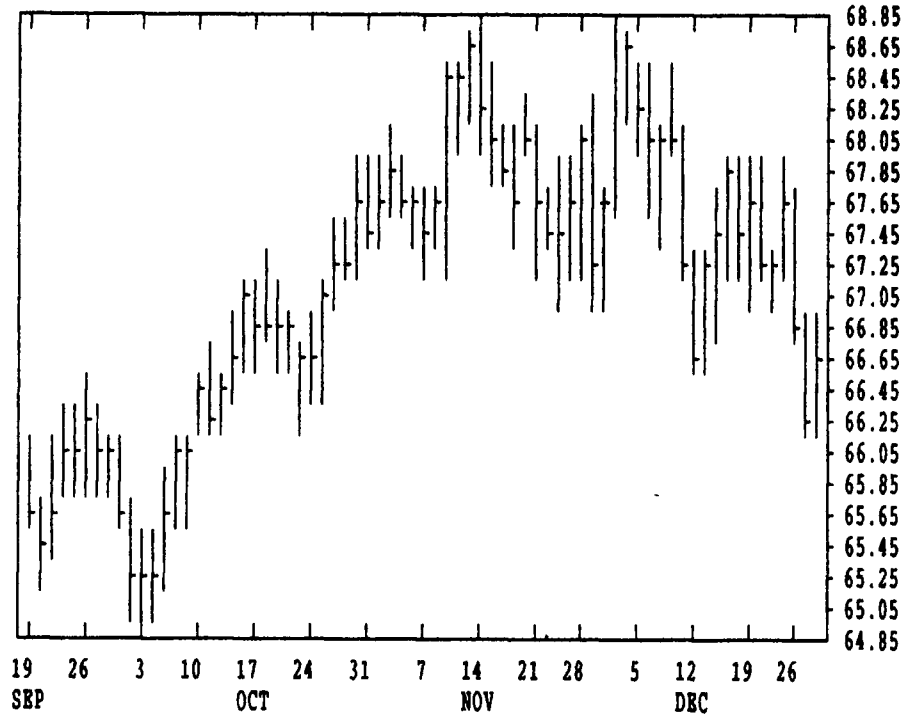
DTN GRAINS 18 CORN MAR 96 CONTRACT HIGH: 3.640 LOW: 2.494



DTN LIVESTOCK 18 HOGS, LIVE FEB 96 CONTRACT HIGH: 51.00 LOW: 41.00



DTN LIVESTOCK 19 CATTLE, LIVE FEB 96 CONTRACT HIGH: 68.85 LOW: 62.80

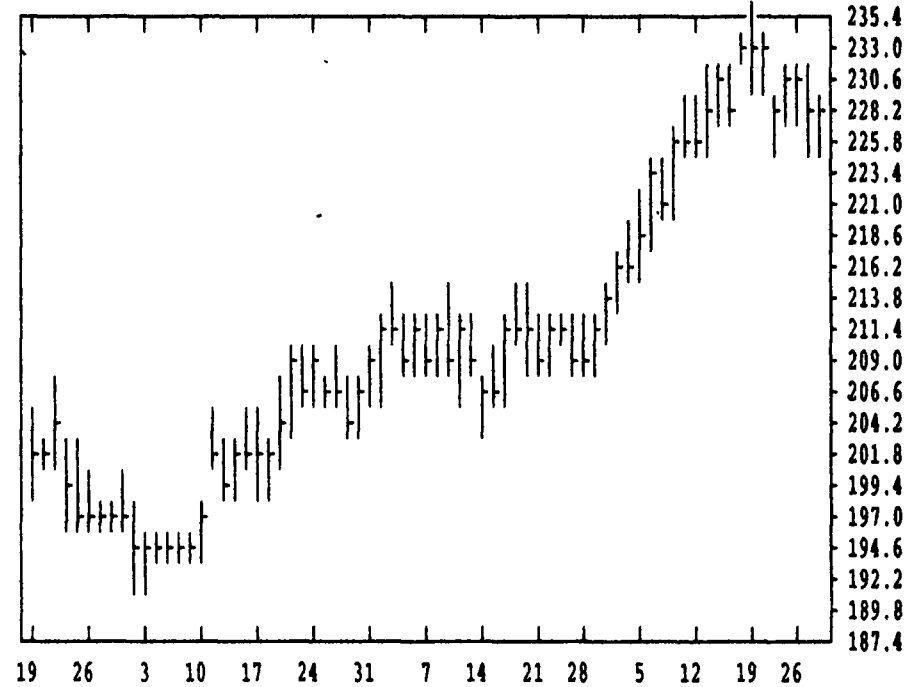


DTN FUTURES 14 12/28/95		TECHNICAL POINTS				SLOW STOCHASTIC						
PRICES ARE DECIMAL		MOVING AVERAGES				RSI'S						
CONTRACT	CLOSE	4-DAY	9-DAY	18-DAY	45-DAY	9DAY	14DAY	30DAY	%K	%D	%K	%D
WHEAT MAR	509.50	504.37	503.56	503.24	499.52	63.3	59.5	56.7	77	64	58	56
WHEAT JUL	438.75	436.19	432.31	429.93	423.29	67.2	64.2	61.2	84	85	86	82
KCWHT MAR	508.50	504.25	503.03	502.43	500.81	64.1	59.8	56.7	85	70	65	61
KCWHT MAY	479.25	475.44	472.39	470.81	470.43	67.9	61.9	55.1	93	89	78	68
MNWHY MAR	496.75	495.31	495.44	494.93	496.29	54.8	52.8	52.3	61	51	55	56
CORN MAR	363.75	361.44	356.28	350.04	341.06	78.1	75.3	69.8	91	89	95	94
CORN MAY	366.75	364.37	359.00	352.26	342.17	79.2	76.7	71.1	92	90	95	94
CORN JUL	362.75	361.87	356.31	348.87	338.78	79.7	77.5	72.4	90	90	95	94
OATS MAR	240.00	239.62	238.69	235.69	219.46	61.7	64.6	67.0	81	68	81	80
BEANS JAN	724.00	726.62	728.03	718.90	697.19	55.4	58.5	60.2	46	46	74	81
BEANS MAR	734.25	737.75	738.50	728.50	705.83	55.8	59.1	60.7	49	49	76	83
BEANS MAY	738.25	741.56	742.11	731.71	709.52	56.2	59.2	60.7	52	51	77	83
MEAL MAR	232.10	233.90	234.76	231.02	219.62	55.0	60.6	64.0	51	54	78	85
BNOIL MAR	25.37	25.53	25.59	25.52	25.95	43.4	43.5	43.3	27	29	43	55
CATTLE FEB	66.75	66.94	67.28	67.52	67.68	40.7	43.3	49.9	14	22	22	32
CATTLE APR	66.80	66.97	67.18	67.50	67.51	37.8	41.1	46.8	15	23	15	21
FCTL JAN	61.95	62.47	63.04	63.85	64.35	19.3	25.5	35.5	7	13	7	10
HOGS FEB	50.08	50.11	49.93	49.99	48.24	56.7	57.9	57.8	71	72	75	73
HOGS APR	49.45	49.49	49.47	49.59	49.66	47.9	47.3	47.3	62	61	44	39
PKBLS FEB	60.28	59.55	59.93	59.46	58.04	59.6	57.9	54.6	45	36	76	80

CORN				CHICAGO WHEAT				K.C. WHEAT						
MONTH	HIGH	LOW	LAST	CHG	MONTH	HIGH	LOW	LAST	CHG	MONTH	HIGH	LOW	LAST	CHG
MAR	3640	3602	3636*	+30	MAR	5114	5040	5094*	+60	MAR	5090	5034	5084*	+54
MAY	3670	3634	3666*	+30	MAY	4784	4714	4760*	+56	MAY	4806	4754	4792*	+42
JUL	3636	3610	3626*	+10	JUL	4414	4354	4386*	+34	JUL	4550	4500	4534*	+42
SEP	3096	3082	3090*	-4	SEP	4420	4364	4400*	+34	SEP	4510	4464	4500*	+42
DEC	2936	2920	2922*	-12	DEC	4484	4434	4446*	+12	DEC	4534	4524	4554*	+30
MAR	2986	2980	2980*	-6	MAR					MAR	4534	4524	4554*	+30
MAY					MAY					MAY	4534	4524	4554*	+30
JUL	3002	2990	2990*	-10	MAR	2410	2382	2400*	+4	MAY	4794	4766	4786*	+20
DEC	2750	2734	2744*	-6	MAY	2394	2372	2386*	+6	JUL	4640	4600	4624*	+40
JAN	7274	7220	7240*	+16	JUL	2360	2330	2346*	+10	SEP	4474	4420	4466*	+50
MAR	7382	7330	7342*	+2	SEP	1894	1870	1892*	+12	DEC	4530	4500	4524*	+50
MAY	7422	7370	7382*	+4	JAN	2293	2273	2281*	0	JAN	2518	2495	2496*	-14
JUL	7424	7374	7386*	-4	MAR	2331	2310	2321*	+2	MAR	2555	2535	2537*	-10
AUG	7374	7340	7340*	+10	MAY	2333	2318	2324*	-2	MAY	2590	2573	2573*	-8
SEP	7154	7120	7134*	+10	JUL	2330	2316	2317*	-2	JUL	2615	2595	2597*	-4
NOV	6994	6954	6960*	-6	AUG	2300	2293	2299*	+1	AUG	2630	2605	2605*	-4
JAN	7034	7020	7020*	-14	SEP	2245	2235	2242*	+2	SEP	2640	2620	2620*	-1
MAR	7074	7064	7064*	-14	OCT	2170	2167	2167*	+2	OCT	2645	2620	2620*	-6
JUL	7120	7104	7170*	+40	DEC	2178	2157	2160*	-7	DEC	2660	2640	2645*	+2

LIVE CATTLE				FEEDER CATTLE				LIVE HOGS						
MONTH	HIGH	LOW	LAST	CHG	MONTH	HIGH	LOW	LAST	CHG	MONTH	HIGH	LOW	LAST	CHG
FEB	6682	6625	6675*	+37	JAN	6217	6165	6195*	-10	FEB	5015	4945	5007*	+25
APR	6702	6652	6680*	+15	MAR	6037	6000	6005*	-15	APR	4950	4887	4945*	+12
JUN	6277	6240	6262*	+5	APR	6055	5995	6015*	-7	JUN	5480	5442	5470*	-12
AUG	6167	6135	6157*	0	MAY	6050	6000	6005*	-17	JUL	5400	5365	5382*	-12
OCT	6335	6305	6325*	0	AUG	6225	6185	6195*	-25	AUG	5270	5230	5270*	+15
DEC	6400	6365	6390*	+2	SEP	6160	6150	6150*	-40	OCT	4740	4705	4727*	+15
FEB	6400	6385	6385*	-5	OCT	6185	6150	6150*	-30	DEC	4792	4755	4775*	-12
APR					NOV	6245	6245	6245*	-30	FEB	6600	6550	6550*	-55
MAR	8776	8708	8724*	+8	MAR	7360	7342	7345*	-15	FEB	6065	5842	6027*	+162
JUN	8847	8792	8802*	+9	JUN	7345	7343	7341*	-15	MAR	6060	5850	6010*	+137
SEP	8895	8860	8875*	+10	SEP	7329	7329	7331*	-16	MAY	6150	5965	6100*	+130
MAR	15556	15350	15442*	-128	MAR	8484	8467	8479a	-6	JUL	6210	6040	6210*	+107
JUN	15490	15350	15414*	-128	JUN	8474	8472	8494a	-1	AUG	5890	5785	5865*	+80
SEP	15384	15380	15384*	-128										

DTN GRAINS 25 SOYBEAN MEAL JAN 96 CONTRACT HIGH: 236.0 LOW: 171.0



DTN GRAINS 23 SOYBEANS JAN 96 CONTRACT HIGH: 7.416 LOW: 5.824

