


Firestone The Leader in The Field



Super All Traction 23°



R-1

- New top-of-line bias-ply tractor rear, featuring our long bar/long bar design for tread stability, and heavy bar bracing to extend tread life.
- Long wearing and smooth riding, due to the more uniform, flatter contour of the long bar/long bar design.
- Proven 23° bar angle for traction and open center for self-cleaning.
- Bead and rim protector shields the rim to help keep stubble and soil from getting between the bead and rim flange.

- 18 4x34, 6 Ply
- 18 4x34 8 Ply
- 16 9x38, 6 Ply
- 16 9x38, 8 Ply
- 18 4x38 6 Ply
- * 8 4x38, 8 Ply
- 20 8x38 8 Ply

1st

18 4x34, 6 Ply	\$400.00
18 4x34 8 Ply	\$450.00
16 9x38, 6 Ply	\$420.00
16 9x38, 8 Ply	\$490.00
18 4x38 6 Ply	\$440.00
* 8 4x38, 8 Ply	\$490.00
20 8x38 8 Ply	\$630.00

Firestone

RADIAL ALL TRACTION 23°

- 18.4R34★\$570.00
- 16.9R38★ \$620.00
- 18.4R38★\$590.00
- 18.4R38★ ★\$660.00
- 20.8R38★\$770.00
- 20.8R38★ ★\$950.00
- 18.4R42★ ★\$750.00
- 20.8R42★\$1000.00

NEVER!!

FRONT TRACTOR TIRES

3 RIB

- 4 00-12, 4 Ply \$36.00
- 4 00-15 4 Ply \$36.00
- 5 00-15, 4 Ply \$37.00
- 7 5L 5, 6 Ply \$58.00
- 5 50-16, 6 Ply \$44.00
- 7 50-16, 6 Ply \$44.00
- 4 00-15, 4 Ply \$44.00
- 10 00-16, 8 Ply \$100.00
- 11 00-16, 8 Ply \$125.00
- 14L 16 1, 8 Ply \$220.00

4 RIB

- 9 5L 5, 8 Ply \$83.00
- 11L 5 8 Ply \$98.00
- 6 00 16, 6 Ply \$48.00
- 6 50-16, 6 Ply \$58.00
- 7 50-16, 8 Ply \$72.00
- 10 00-16, 8 Ply \$93.00
- 11 00-16, 8 Ply \$112.00
- 14L 16 1, 8 Ply \$220.00
- 14L 16 1, 8 Ply \$225.00
- 16 5L 16 1, 8 Ply \$325.00



Champion Guide Grip™

Firestone DISCOUNT

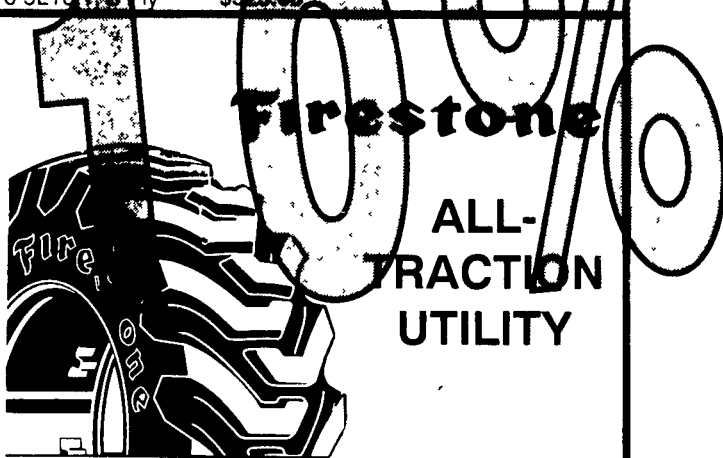
RIB IMPLEMENT



TRACTION FIELD & ROAD

SALE

- 9 5-16, 4 Ply \$140.00
- 12 4-16, 6 Ply \$170.00
- 18 4-16, 6 Ply \$355.00
- 8 3-24 4 Ply \$120.00
- 9 5-24, 4 Ply \$135.00
- 9 5-24, 6 Ply \$150.00
- 11 2-24, 4 Ply \$150.00
- 11 2-24, 6 Ply \$175.00
- 12 2-24, 6 Ply \$173.00
- 12 2-24, 8 Ply \$270.00
- 13 3-24, 6 Ply \$250.00
- 13 6-24, 8 Ply \$305.00
- 14 9-24, 4 Ply \$225.00
- 14 9-24, 6 Ply \$250.00
- 16 9-24, 6 Ply \$290.00
- 13 6-28, 6 Ply \$350.00
- 12 4-28, 6 Ply \$195.00
- 13 6-28, 4 Ply \$210.00
- 13 6-28, 6 Ply \$240.00
- 14 9-28, 4 Ply \$240.00
- 14 9-28, 6 Ply \$260.00
- 16 9-28, 6 Ply \$310.00
- 18 4-28, 6 Ply \$410.00
- 16 9-30, 6 Ply \$325.00
- 18 4-30, 6 Ply \$380.00
- 20 8-30, 6 Ply \$800.00
- 16 9-30, 6 Ply \$370.00
- 18 4-30, 6 Ply \$380.00
- 15-30, 4 Ply \$250.00
- 13 6-38, 4 Ply \$260.00
- 13 6-38, 6 Ply \$310.00
- 14 9-38, 6 Ply \$325.00
- 15 5-38, 6 Ply \$310.00
- 15 5-38, 8 Ply \$370.00
- 16 9-38, 6 Ply \$400.00
- 18 4-38, 6 Ply \$400.00
- 18 4-38, 8 Ply \$450.00
- 20 8-38, 8 Ply \$580.00
- 9.5-42, 6 Ply \$335.00
- 12 4-42, 6 Ply \$400.00
- 11 2-28, 4 Ply \$180.00
- 9 5-32, 4 Ply \$265.00
- 11 2-36, 4 Ply \$220.00
- 12 4-36, 4 Ply \$280.00
- 13 6-36, 4 Ply \$310.00
- 11 2-38, 4 Ply \$220.00
- 12 4-38, 4 Ply \$255.00
- 12 4-38, 6 Ply \$320.00




REAR BACKHOE

- 14 9-24, 8 Ply \$280.00
- 16 9-24, 8 Ply \$320.00
- 17 5-24, 8 Ply \$310.00
- 19 5-24, 10 Ply \$485.00
- 21L-24, 10 Ply \$670.00
- 16 9-28, 8 Ply \$310.00

SKID STEER/FRONT BACKHOE

- 10-16 5, 6 Ply \$82.00
- 12 6 5, 8 Ply \$120.00
- 10 5/80-18, 10 Ply \$260.00
- 10 5/80-20, 10 Ply \$295.00
- 14-17 5, 8 Ply \$355.00
- 14-17 5, 10 Ply \$390.00

- 8 5L14 6 Ply \$63.00
- 9 5L14, 8 Ply \$56.00
- 6 70-15, 6 Ply \$47.00
- 7 60-15, 8 Ply \$50.00
- 9 5L15, 8 Ply \$51.00
- 10 00-15, 8 Ply \$82.00
- 11L15, 8 Ply \$52.00
- 12 5L15, 8 Ply \$72.00
- 12 5L15, 10 Ply \$78.00
- 6 00-16 6 Ply \$46.00
- 7 50-16, 8 Ply \$65.00
- 11L16, 8 Ply \$72.00



Available

Great Freight Rates

Central Warehouse
1916 W. Main Street
Mt. Joy, Pa. 17552
717-653-1260

Branch Warehouse
Northumberland, Pa.
717-473-3974
1-800-257-5908

MUMMAU TIRE SERVICE CENTER

In Pa., Call Toll Free: 1-800-222-1729
NJ, DEL. & MD. - Call 1-800-638-3054