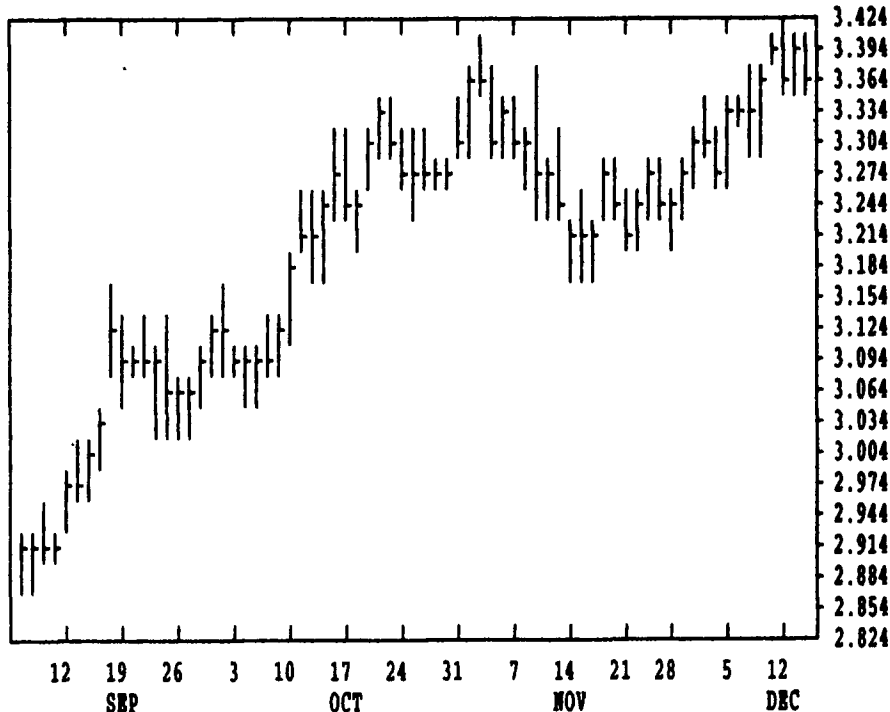


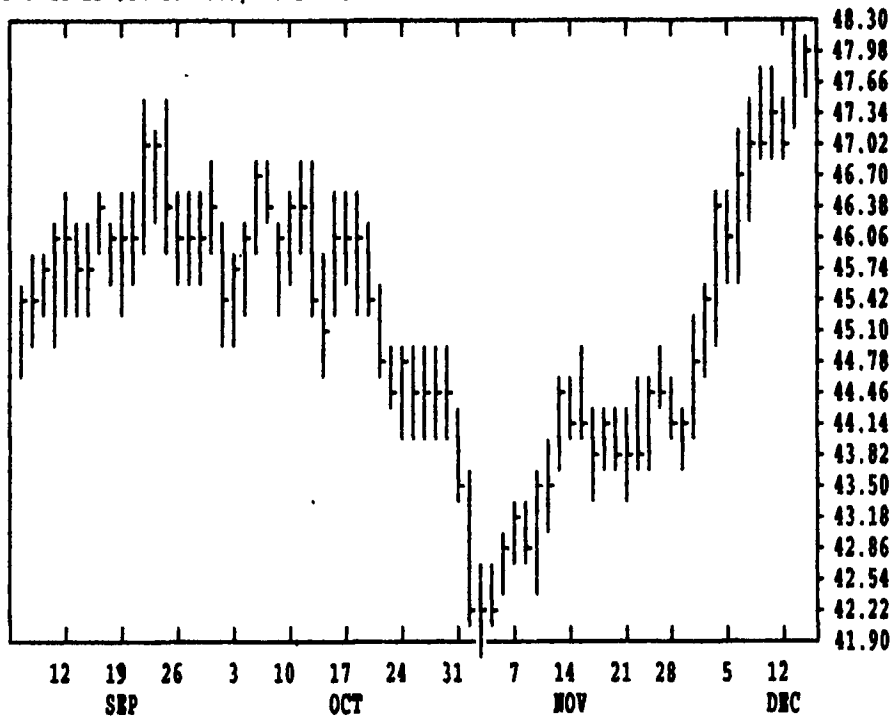
# GRAIN, CATTLE AND HOG FUTURES MARKETS

(Closing bids: Thursday, December 14, 1995)

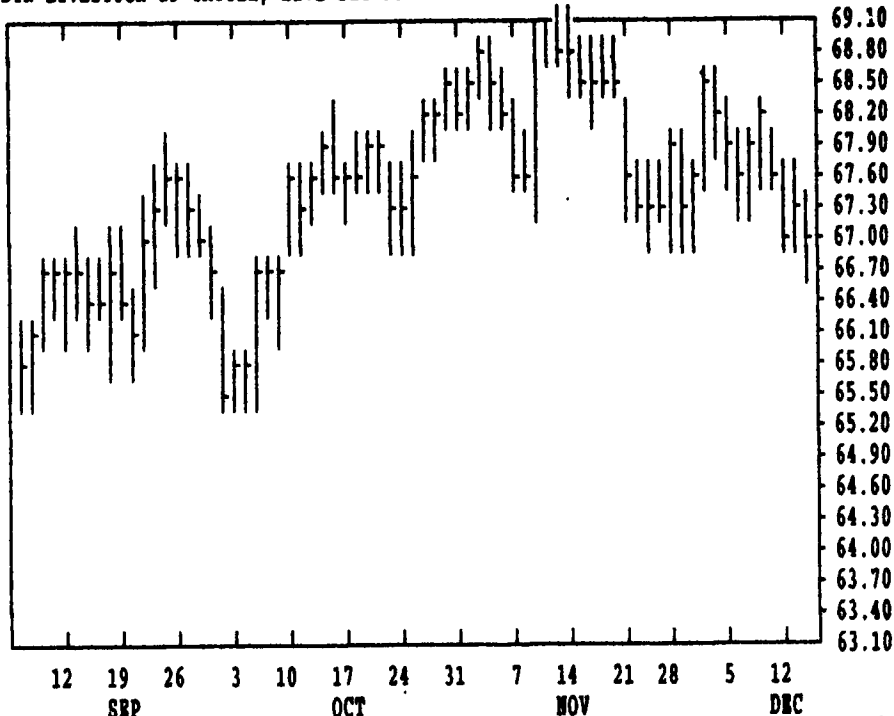
DTN GRAINS 18 CORN DEC 95 CONTRACT HIGH: 3.412 LOW: 2.354



DTN LIVESTOCK 18 HOGS, LIVE DEC 95 CONTRACT HIGH: 48.35 LOW: 39.00



DTN LIVESTOCK 19 CATTLE, LIVE DEC 95 CONTRACT HIGH: 69.25 LOW: 61.75

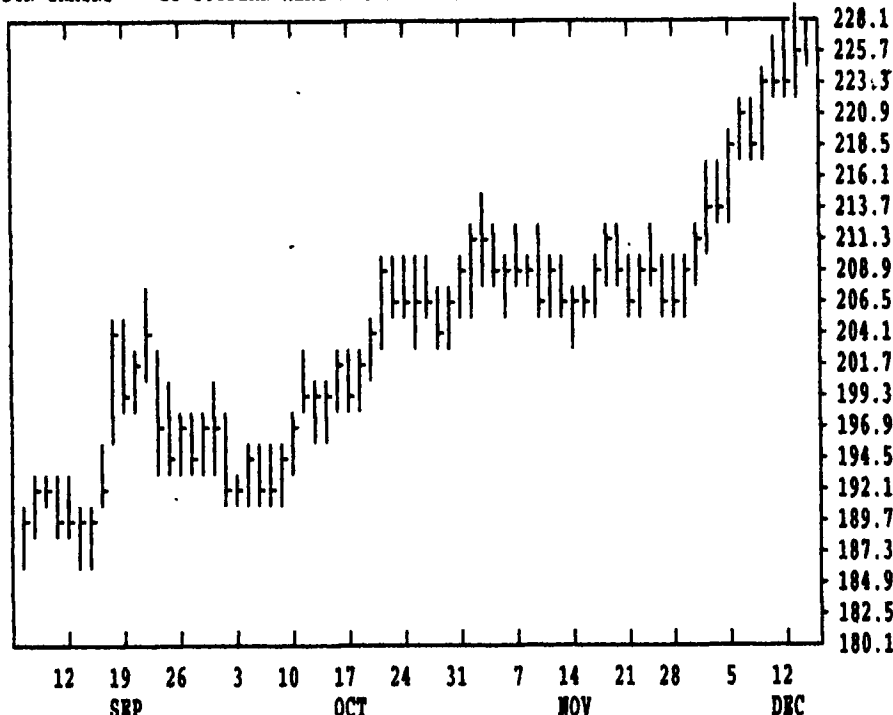


DTN FUTURES	14 12/08/95		DTN WEEKLY TECHNICAL SUMMARY				12/8
	Past Week's(12/4-12/8)		November's		Current		
	High	Low	Close	High	Low	Support	Resistance
NEARBY WHEAT	522.00	492.25	517.5	505.50	480.00	492.25	534.75
MAR WHEAT	511.00	487.00	508.5	509.00	483.00	488.50	517.00
NEARBY KCWHT	535.00	511.00	530.00	516.00	494.00	495.25	554.50
MAR KCWHT	511.00	488.5	505.00	513.5	486.00	491.50	519.50
NEARBY MGEWT	520.5	496.5	517.00	505.75	482.5	451.50	522.50
NEARBY CORN	337.5	328.00	336.75	339.00	319.5	319.50	339-359.00
MAR CORN	345.00	335.5	344.00	344.25	327.00	337.00	351-???
MAY CORN	346.00	337.5	345.25	345.00	327.5	334.00	????
NEARBY OATS	230.5	220.00	229.00	216.5	196.25	198.00	249.50
NEARBY BEANS	710.5	690.00	709.25	697.5	671.5	626.50	732.50
MAR BEANS	718.5	699.5	717.00	708.75	680.25	691.25	???
MAY BEANS	720.00	703.00	718.75	708.00	683.75	695.25	???
NEARBY MEAL	223.8	214.1	223.7	213.5	204.6	208.70	249.00
NEARBY BNOIL	25.44	24.75	24.84	26.94	24.74	23.48	26.67
NEARBY LIVCT	68.65	67.325	68.275	69.25	67.10	63.125	69.975
FEB LIVCT	68.775	67.45	68.175	68.75	67.075	67.50	69.975
NEARBY FEDCT	65.675	64.95	65.125	65.85	64.175	62.25	66.40
NEARBY LIVHG	47.60	45.325	47.25	45.025	41.90	41.675	53.40
FEB LIVHG	50.90	48.60	50.325	48.525	45.425	48.80	???
NEARBY PKBLS	59.95	55.70	59.625	60.30	52.80	50.95	64.30

CORN				CHICAGO WHEAT				K. C. WHEAT						
DEC	HIGH	LOW	LAST	CHG	DEC	HIGH	LOW	LAST	CHG	DEC	HIGH	LOW	LAST	CHG
DEC	3404	3376	3384*	-12	DEC	5154	5060	5076*	-80	DEC	5314	5250	5250*	-40
MAR	3494	3474	3480*	0	MAR	5084	5020	5024*	-40	MAR	5066	5014	5022*	-24
MAY	3514	3496	3504*	+4	MAY	4684	4634	4640*	-34	MAY	4720	4684	4684*	-20
JLY	3482	3464	3472*	+6	JLY	4304	4254	4266*	-26	JLY	4464	4410	4424*	-34
SEP	3020	2994	3014*	+10	SEP	4304	4260	4264*	-34	SEP	4430	4394	4400*	-30
DEC	2904	2886	2894*	+2	DEC	4370	4330	4332*	-42	MINN WHEAT				
MAR	2956	2944	2952*	+2	OATS				DEC	5214	5180	5212*	+12	
JLY	2994	2990	2990*	+4	DEC	2380	2340	2374*	+22	MAR	4980	4940	4944*	-20
DEC	2744	2740	2744*	+4	MAR	2440	2384	2436*	+50	MAY	4784	4720	4732*	-36
SOYBEANS				MAY	2412	2360	2412*	+54	JLY	4584	4554	4556*	-16	
JAN	7280	7210	7250*	+22	JLY	2326	2260	2324*	+76	SEP	4410	4384	4384*	-30
MAR	7374	7300	7342*	+24	SOYBEAN MEAL				SOYBEAN OIL					
MAY	7400	7330	7372*	+30	DEC	2290	2267	2287*	+19	DEC	2545	2508	2528*	+23
JLY	7400	7326	7366*	+40	JAN	2310	2284	2303*	+10	JAN	2554	2517	2534*	+20
AUG	7340	7280	7312*	+26	MAR	2342	2319	2333*	+10	MAR	2588	2551	2564*	+12
SEP	7114	7080	7104*	+20	MAY	2335	2312	2322*	+9	MAY	2617	2583	2595*	+15
NOV	6980	6940	6956*	+10	JLY	2324	2307	2314*	+3	JLY	2635	2600	2615*	+13
JAN	7020	6994	7014*	+12	AUG	2285	2270	2283*	+11	AUG	2645	2613	2623*	+13
MAR	7070	7050	7070*	+24	SEP	2222	2210	2218*	+6	SEP	2650	2623	2634*	+14
JLY	7140	7100	7130*	-4	OCT	2160	2146	2146*	-7	OCT	2655	2632	2640*	+13

LIVE CATTLE				FEEDER CATTLE				LIVE HOGS						
DEC	HIGH	LOW	LAST	CHG	JAN	HIGH	LOW	LAST	CHG	DEC	HIGH	LOW	LAST	CHG
DEC	6730	6670	6717*	-12	JAN	6400	6360	6395*	+30	DEC	4805	4767	4795*	-32
FEB	6762	6685	6740*	+17	MAR	6230	6180	6215*	+27	FEB	5060	4995	5020*	-52
APR	6775	6715	6762*	+22	APR	6205	6162	6185*	+22	APR	4990	4940	4977*	-20
JUN	6352	6305	6337*	+17	MAY	6190	6150	6185*	+35	JUN	5485	5437	5462*	-35
AUG	6210	6155	6202*	+37	AUG	6335	6295	6330*	+27	JLY	5425	5365	5380*	-40
OCT	6315	6280	6310*	+35	SEP	6300	6290	6300*	+25	AUG	5310	5260	5275*	-37
DEC	6425	6410	6412*	+30	OCT	6295	6290	6295*	+25	OCT	4810	4760	4765*	-52
FEB					NOV	6335	6335	6335*	+20	DEC	4885	4830	4830*	-55
SWISS FRANC				CANADIAN DOLLAR				PORK BELLIES						
DEC	8628	8510	8605*	+103	DEC	7282	7270	7276*	+10	FEB	6075	5940	5997*	-22
MAR	8710	8586	8686*	+108	MAR	7278	7266	7270*	+10	MAR	6070	5957	6005*	-25
JUN	8784	8655	8765*	+112	JUN	7269	7262	7260*	+10	MAY	6190	6050	6105*	-15

DTN GRAINS 25 SOYBEAN MEAL DEC 95 CONTRACT HIGH: 229.0 LOW: 169.3



DTN GRAINS 23 SOYBEANS JAN 96 CONTRACT HIGH: 7.280 LOW: 5.824

