


LANTZ
SLATE ROOF REPAIR
 • Specializing in Slate Roof Repair
 • Brushed on Roof coating of all Types
Residential • Commercial
 • **Free Estimates**
Serving all of PA, DE, MD
 Aaron Lantz 1-800-980-1212
 David King 717-626-4636
 Lancaster

WINDOWS
New Construction and Replacement Windows
 Custom built locally in Ephrata, PA, to your specifications. All vinyl windows with 7/8" Thermopane glass.
 — **FREE ESTIMATES** —
(717) 733-7534

4 BUILDINGS AND SUPPLIES


★ **ALLWOOD STRUCTURES** ★
POLE BUILDINGS



STANDARD BUILDINGS		LOFT BUILDINGS	
24x32x8	\$4,800	24x32x8	\$9,550
24x40x8	\$6,000	24x40x8	\$11,100
30x40x8	\$7,500	30x40x8	\$13,800
32x64x10	\$11,800	32x64x8	\$19,100
40x80x12	\$17,300		

ERECTED PRICES (includes slider and service door)
 We specialize in: Horse Barns, Riding Arenas, Garages, Machine Sheds or Custom Built To Your Specifications
CALL FOR FREE ESTIMATE AND BROCHURE
1-800-247-0241

FACTORY CLEARANCE
INVENTORY MUST BE SOLD!
STEEL BUILDINGS



Made In USA

SUPER HEAVY STEEL
 25x30 (2 left) 40x50 (1 left) 50x100 (1 left)
 30x40 (3 left) 42x64 (2 left)

UP TO 40% OFF!!!
20 YEAR WARRANTY
American Steel Arch-Inc.
FACTORY DIRECT
1-800-942-1234
 NATIONWIDE


ROCKY RIDGE CONSTRUCTION
Pole Barns
Horse Barns
Homes
New or Remodel
 We also do concrete and masonry work
610-383-5047
Ben Lapp

S.M.S. Builders
 Horse barns, riding arenas, pole barns, storage sheds. We install overhead doors on new and used buildings.
717/354-8755 evenings
Ask for Sam

Route 41
 Atglen, Pa. 19310 *Graber Supply* 800-964-1550
 610-593-3500
 fax 593-2510

... LOCATION ...
 20 miles East of Lancaster, PA on RT 41
 or 20 miles North of Wilmington, Delaware


Post & Frame Building Materials
Metal Roofing our Specialty



R Panel - 26 Gauge

- 20 yr. warranty
- 26 & 29 Gauge
- Window Doors
- Insulation
- Overhead Garage Doors
- Electric Openers
- Trusses

Ask About Special Pricing On Close Out Colors



POLE BUILDINGS
 CUSTOM DESIGNED & ENGINEERED

COMMERCIAL AGRICULTURAL RESIDENTIAL
 HORSE BARNs • ARENAS • GARAGES
 IMPLEMENT SHEDS

BYLER CONSTRUCTION
Delbert Auker


FREE ESTIMATES
610-589-2683

We Specialize In Pole Buildings



Stoltzfus Builders
 50 North View Rd.
 Litz, PA 17543
 Free Estimates
 Call Anytime
717-664-3540
1-800-551-7724

Side with Alumax ALU-TUFF Steel




When you put up a building, you expect it to be attractive and to last. A building constructed with ALU-TUFF will meet those expectations. That's because ALU-TUFF is made using top-quality materials, super-tough protective coatings, and a unique rib design that's both functional and attractive.

Years from now when other buildings are starting to show their age, your building will still look good.

- **A STRONG PROFILE**
 High 3/4-inch ribs on nine-inch centers give ALU-TUFF exceptionally high spanning properties for its weight and thickness, while stiffening ribs in flat areas prevent rippling.
- **A GREAT LOOKING PANEL**
 You don't have to sacrifice good looks to get a tough steel panel.
- **MORE QUALITY FEATURES**
 Each ALU-TUFF sheet is 38 inches wide to provide 36-inch coverage. That's wide enough to minimize the number of side laps, yet narrow enough to be easy to handle.
- **MADE TO LAST**
 To keep Alu-Tuff working hard and looking good for years to come, we protect it with an oven-cured system of *four different coatings*.

CALL FOR SPECIAL DISCOUNTS
1-800-782-2712



ZIMMERMAN'S Roofing
1-800-782-2712

717-776-5951 505 STEELSTOWN RD. - NEWVILLE, PA 17241