

Large quantity of insulation: 1 1/2"x4"W up to 16' long; 3"x4"W up to 16' long; 4"x4"W up to 16' long. Steel galvanized roofing and painted verticle siding, like new, at greatly reduced prices 717-463-3701.

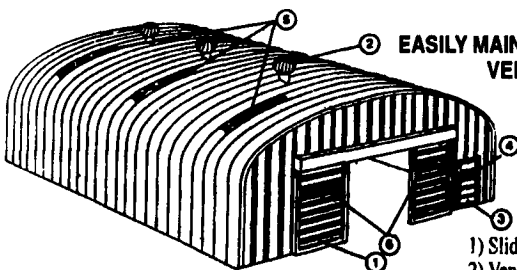
PAYING UP TO \$2.50/sq.ft. for wide walk-smooth attic floor. We remove. Also paying \$.50-\$1.00 for pine and oak siding 1" & thicker. **WANTED:** Cypress walk boards. 800/765-3966.

Pre-engineered steel buildings for Agricultural, Commercial or Church. Authorized Gulf States Dealer. We will build from your plans or will design. **WEAVER CONSTRUCTION, East Earl, PA. 717-445-5165.**

STORAGE PROBLEMS???

AT LAST, THE ANSWER!!!

SOLVE THEM TODAY WITH A STATE-OF-THE-ART STEEL STRUCTURE.



EASILY MAINTAINED, EASILY ERECTED. VERSATILE STRONG.

NO LOST SPACE AS IN TRADITIONAL POLE BUILDINGS.

Accessories

- 1) Sliding doors
- 2) Ventilators
- 3) Service doors
- 4) Door Lights
- 5) Skylights
- 6) Sliding door lights

Erect The Building Yourself And Save Big \$\$\$ Dollars

Call or Write Today For FREE Details and Brochures


800-854-5568 or 717-927-8222

"Meeting Tomorrow's Building Needs Today"

BLUE MOUNTAIN STRUCTURES

RD #1, Box 571, BROGUE, PENNSYLVANIA 17309

Rural Economy



Cost-efficient Centurydrain™ roofing and siding is on some of the best looking buildings in the country.

Build with Centurydrain roofing and siding and you've built a money-wise structure. Full-hard, high tensile galvanized steel, and an exclusive drain channel for a dry interior give you a building that'll handle years of hard duty and hard weather. Good looking, too. Crisp lines and plenty of bright, long-lasting colors make Wheeling Centurydrain as handsome as it is economical.

MARTIN'S ROOFING

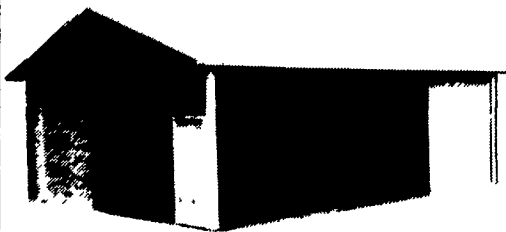
CALL FOR DISCOUNT PRICES!

256 Walnut Bottom Rd.
Shippensburg, PA 17257
Rt. #1, Exit 10

(717) 532-3460

POLE BUILDINGS

"KOHLER & KOHLER"
WE SPECIALIZE IN POLE CONSTRUCTION



We're Building Our Business On Customer Satisfaction And Quality Construction. We Are Prepared To Meet Your Building Needs At Saving Prices

Please Call For Your Free Estimates
(717) 252-2874

3 TAB ROOFING SHINGLES

240 lb. 25 year shingles
Camp Shingles \$5 per sq
Brown & Green \$16 per sq
Some Overstocked Colors & Most Other Colors \$10 per sq

ARCHITECTURAL EFFECT

300 lbs 30 year shingles
Brown \$25 per sq
Most Colors at \$15 sq
Felt Roll \$5 per roll
Mineral Surface Paper \$6 per roll
• TAR • NAILS
• ALL ROOFING SUPPLIES

CRAMER'S DISCOUNT ROOFING

Home of Perry County Recycling Corporation

RIDGE ROAD • NEWPORT, PA (717) 567-6782

Hours Monday thru Saturday 9 a.m. to 5 p.m. Other hours by Appointment

BUYING ALL YOUR ROOFING SUPPLIES NOW AT BIG SAVINGS

Get One Roll of FREE Felt with EVERY ORDER
Full Stone Black & White... \$6 per roll
Mineral Surface 1/2 Lap... \$6 per roll



PERRY COUNTY RECYCLING CORPORATION

ASPHALT DRIVEWAYS - RECYCLED ASPHALT SHINGLES

We Deliver ANYWHERE! Call for Rates. Eliminate ALL Dust & Mud Problems in your Driveway by using our Recycled Asphalt Products. Very Reasonably Priced. Good for use in Farmer's Driveways, Barn Yards, Parking Lots, Camp Roads, Mountain Driveways. WILL NOT WASH AWAY! DER APPROVED. Call for more Details & more info.

Moldings and Flooring Sold Mill Direct

Clear 11/16 x 2 1/4" Colonial casing \$.48/lineal ft.
Clear 11/16 x 3 1/2" Colonial base \$.75/lineal ft.
A large selection of moldings, clear and paint grade
We can match moldings!

Hardwood flooring kiln dried
3/4" thick tongue and groove
Widths: 2 1/4", 3 1/4", 4 1/4", 5 1/4"
Starting at \$2.19/sq. ft.

Marshall's Wood Products
Grantville, PA
(717) 469-0434

Mon-Fri 8-5:30 Sat. 8-12



In the spirit of the season we are happy to offer a special Holiday Building Package:



QUICK-SHIP*

This special building package is set up to provide you

- ♦ QUICK DELIVERY!
- ♦ LOW TOTAL INVESTMENT!
- ♦ FULL ENGINEERED BLUE PRINTS!
- ♦ ALL STEEL CONSTRUCTION!
- ♦ WIDTHS FROM 30' TO 60'!
- ♦ LENGTHS TO MEET YOUR NEEDS!

* Loads may not be applicable for all areas

Call for a FREE Brochure

INDEPENDENCE
STEEL PRODUCTS NORTH EAST, INC
1-800-553-7833

FACTORY CLEARANCE

INVENTORY MUST BE SOLD!

STEEL BUILDINGS



SUPER HEAVY STEEL

25x30 (2 left) 40x50 (1 left) 50x100 (1 left)
30x40 (3 left) 42x64 (2 left)

UP TO 40% OFF!!!

20 YEAR WARRANTY

American Steel Arch Inc.

FACTORY DIRECT

1-800-942-1234

NATIONWIDE

Stockade

BUILDINGS

AGRICULTURAL • COMMERCIAL
• EQUINE • RESIDENTIAL

PENNSYLVANIA

Nicholson, PA
VERY'S
GENERAL CONTR.
(717) 942-6880

Cochranville, PA
KENNETH THOMAS
CONTR.
(610) 593-2307

Loysville, PA
TOWER CONTR.
(717) 789-4245

Curswensville, PA
JOHN THACIK
CONTR.
(814) 236-1077

MARYLAND

Hagerstown, MD
REID
BUILDING SYSTEMS
(301) 733-1121




Stockade Buildings

"Building for the future"

DESIGNED AND PRE-ENGINEERED TO FIT YOUR NEEDS

FOR DEALER'S INQUIRIES: CALL 1-315-564-5663

FOR SALE



Heavy Duty Shelving

Adjustable shelves, Ideal Parts Bins
Will Sacrifice - Stored Inside

Call 717-867-5161
or 1-800-261-2106