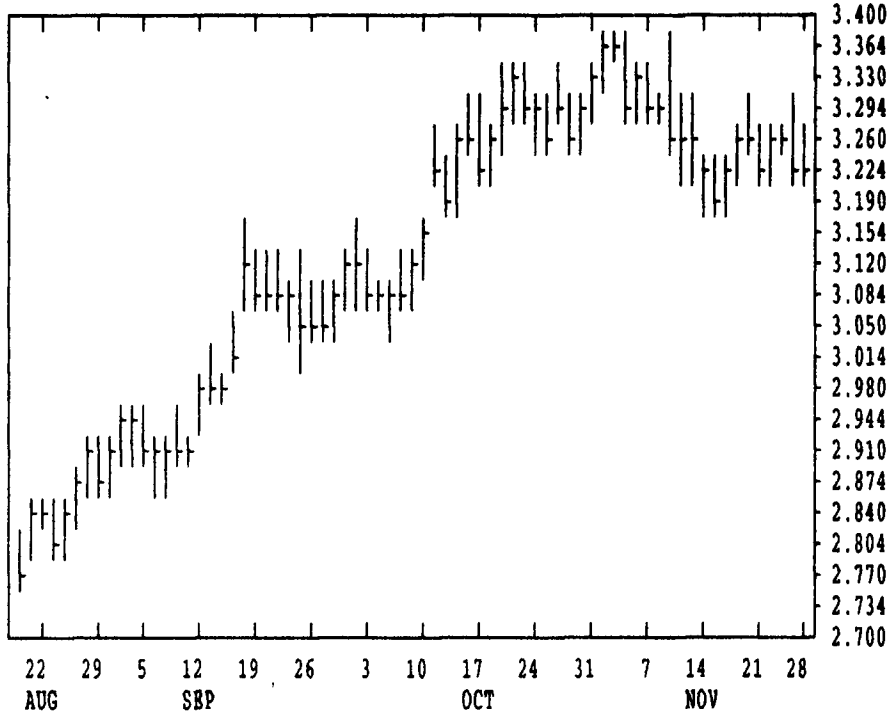


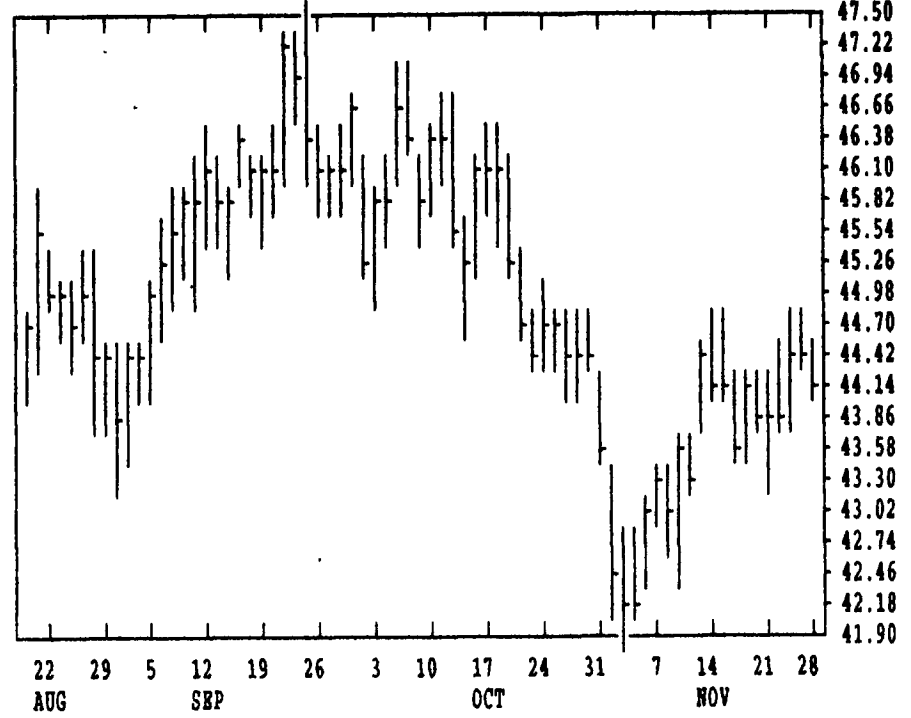
# GRAIN, CATTLE AND HOG FUTURES MARKETS

(Closing bids: Thursday, November 30, 1995)

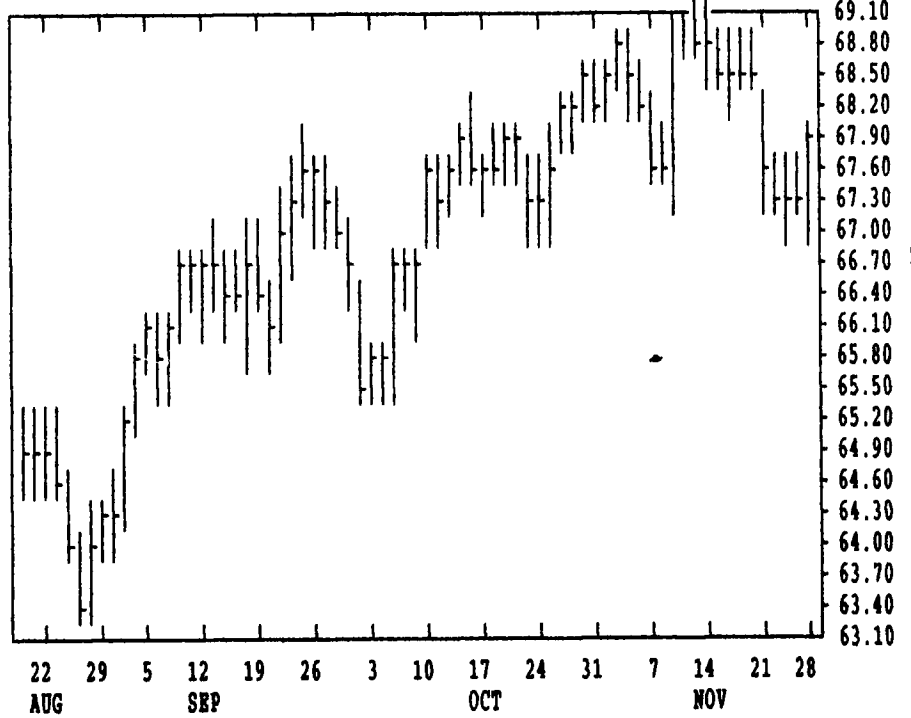
DTN GRAINS 18 CORN DEC 95 CONTRACT HIGH: 3.390 LOW: 2.354



DTN LIVESTOCK 18 HOGS, LIVE DEC 95 CONTRACT HIGH: 47.45 LOW: 39.00



DTN LIVESTOCK 19 CATTLE, LIVE DEC 95 CONTRACT HIGH: 69.25 LOW: 61.75



DTN FUTURES 14 11/28/95		TECHNICAL POINTS					SLOW STOCHASTIC					
PRICES ARE DECIMAL		MOVING AVERAGES			RSI'S		5 DAY		20 DAY			
CONTRACT	CLOSE	4-DAY	9-DAY	18-DAY	45-DAY	9DAY	14DAY	30DAY	%K	%D	%K	%D
WHEAT DEC	493.00	497.00	494.11	492.03	491.43	48.6	50.3	53.5	54	74	71	62
WHEAT MAR	491.50	494.31	492.14	493.82	497.11	44.2	46.4	51.9	53	66	39	33
KCWHY DEC	505.75	508.12	504.50	504.78	505.57	49.7	50.5	54.2	63	75	53	43
KCWHY MAR	491.00	492.69	491.89	496.90	500.47	39.8	43.0	50.9	45	53	21	19
MNWHY DEC	487.25	492.81	490.17	492.18	495.15	42.8	45.0	50.6	56	70	33	29
CORN DEC	324.75	325.69	324.97	327.33	323.69	46.2	49.1	55.2	46	55	29	30
CORN MAR	332.00	332.56	332.00	334.21	330.34	47.0	49.9	56.0	53	55	30	30
CORN MAY	333.00	333.37	332.92	334.69	331.17	48.0	50.7	56.3	44	50	32	32
OATS DEC	206.25	206.69	206.06	204.28	194.18	58.6	61.5	62.9	39	45	71	76
BEANS JAN	677.50	679.37	679.86	682.82	672.29	45.6	49.7	54.3	27	36	30	36
BEANS MAR	685.75	687.56	687.97	690.65	680.88	45.8	49.7	54.3	24	34	27	32
BEANS MAY	689.75	691.63	692.11	694.53	685.59	45.4	49.4	54.1	24	36	32	38
MEAL DEC	207.70	208.57	208.77	208.89	204.00	47.5	52.0	56.4	22	31	48	54
BNOIL DEC	24.77	24.98	25.19	25.70	26.31	17.2	23.2	36.0	10	13	4	6
CATTLE DEC	67.88	67.54	68.03	68.32	67.79	45.7	48.2	52.7	27	16	18	38
CATTLE FEB	68.00	67.61	67.77	67.90	66.98	56.6	58.8	65.3	45	28	39	52
PCTL JAN	64.57	64.63	64.66	64.76	64.31	47.1	49.8	49.6	45	47	59	66
HOGS DEC	44.25	44.34	44.18	43.75	44.82	52.6	50.0	48.8	73	71	80	71
HOGS FEB	47.00	47.10	47.02	46.98	47.56	47.9	48.1	50.2	72	70	61	56
PKBLS FEB	53.43	53.66	55.10	56.24	59.02	27.1	32.0	41.2	18	14	5	8

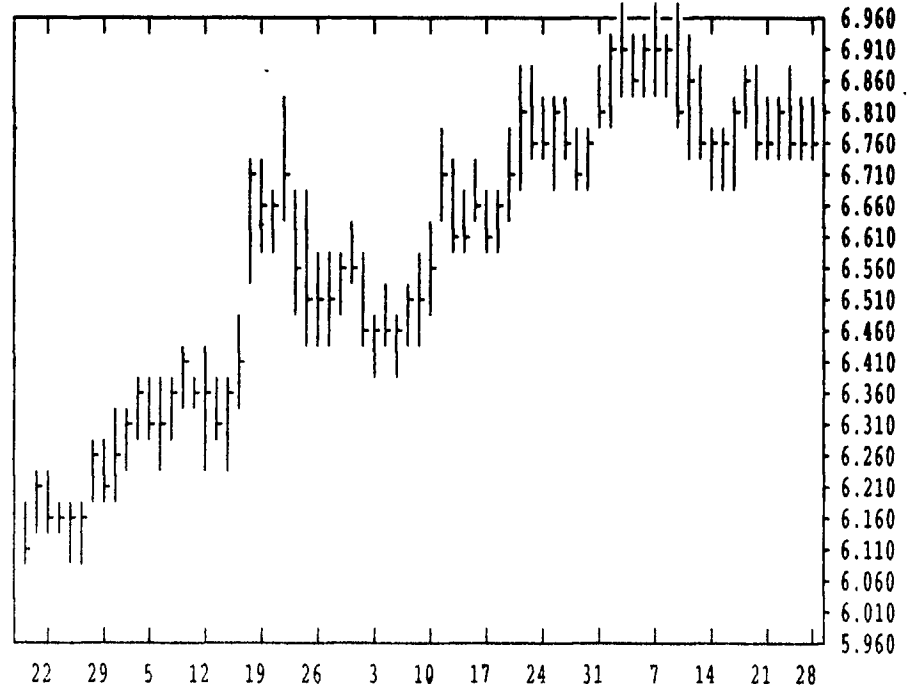
CORN				CHICAGO WHEAT				K.C. WHEAT						
	HIGH	LOW	LAST	CHG		HIGH	LOW	LAST	CHG		HIGH	LOW	LAST	CHG
DEC	3260	3232	3246*	0	DEC	4970	4914	4930*	-24	DEC	5084	5050	5056*	-10
MAR	3330	3306	3320*	0	MAR	4950	4906	4914*	-20	MAR	4940	4904	4910*	-10
MAY	3342	3314	3330*	+2	MAY	4596	4564	4582*	+10	MAY	4624	4590	4610*	+10
JLY	3294	3270	3280*	+2	JLY	4174	4150	4164*	+20	JLY	4340	4306	4314*	+16
SEP	2920	2904	2910*	-4	SEP	4190	4154	4182*	+12	SEP	4320	4290	4304*	+30
DEC	2774	2762	2766*	-6	DEC	4270	4250	4266*	+16	MINN WHEAT				
MAR	2830	2824	2824*	-10	OATS				DEC	4914	4862	4872*	-52	
JLY	2864	2864	2864*	-10	DEC	2076	2050	2062*	+2	MAR	4890	4840	4846*	-14
DEC	2690	2672	2672*	-12	MAR	2130	2090	2116*	+2	MAY	4740	4700	4704*	-10
SOYBEANS				MAY	2114	2082	2102*	+2	JLY	4550	4520	4520*	+20	
JAN	6806	6756	6774*	0	JLY	2044	2010	-2034*	0	SEP	4310	4280	4300*	+20
MAR	6886	6840	6856*	-2	SOYBEAN MEAL				SOYBEAN OIL					
MAY	6926	6884	6896*	-2	DEC	2088	2072	2077*	-5	DEC	2504	2476	2477*	-13
JLY	6946	6902	6920*	+2	JAN	2109	2092	2099*	-2	JAN	2521	2494	2497*	-12
AUG	6904	6884	6890*	+4	MAR	2137	2115	2126*	0	MAR	2552	2532	2534*	-6
SEP	6754	6734	6746*	+16	MAY	2136	2114	2125*	+1	MAY	2583	2565	2565*	-8
NOV	6670	6634	6644*	+10	JLY	2139	2119	2128*	-4	JLY	2608	2588	2590*	0
JAN	6720	6700	6710*	+10	AUG	2122	2115	2115*	0	AUG	2615	2595	2598*	-2
MAR					SEP	2075	2065	2067*	-1	SEP	2613	2610	2610*	0
JLY	6860	6860	6860*	+10	OCT	2018	2018	2018*	0	OCT	2625	2620	2625*	+5

LIVE CATTLE				FREDER CATTLE				LIVE PIGS						
	HIGH	LOW	LAST	CHG		HIGH	LOW	LAST	CHG		HIGH	LOW	LAST	CHG
DEC	600	6010	6087*	+45	JAN	6475	6440	6457*	15	DEC	4440	4420	4425*	10
MAR	600	600	600*	+40	MAR	6265	6235	624*	0	FEB	4715	4700	471*	11
MAY	600	600	600*	+27	APR	6225	6200	6210*	0	JUN	4700	4680	4690*	12
JUL	600	600	600*	+2	MAY	6195	6170	6180*	+2	JUL	4700	4680	4690*	12
SEP	600	600	600*	+5	AUG	6135	6105	6110*	0	SEP	4700	4680	4690*	12
NOV	600	600	600*	+2	SEP	6135	6105	6110*	0	OCT	4700	4680	4690*	12
	600	600	600*	+2	OCT	6135	6105	6110*	0	NOV	4700	4680	4690*	12
	600	600	600*	+10	NOV	6135	6105	6110*	0	DEC	4615	4590	4645*	0
	600	600	600*	+10										

SWISS FRANC		CANADIAN DOLLAR		POPK BELLIES										
	HIGH	LOW	LAST	CHG		HIGH	LOW	LAST	CHG		HIGH	LOW	LAST	CHG
DEC	8589	8635	8657*	-1	DEC	7385	7364	7366*	-24	FEB	5365	5380	5342*	+7
MAR	8768	8719	8727*	-1	MAR	7385	7365	7365*	-24	MAR	5380	5307	5362*	+7
JUN	8840	8805	8816*	-1	JUN	7377	7360	7360*	-24	MAY	5490	5420	5477*	+17
BRITISH POUND		US DOLLAR INDEX		JLY 5597 5512 5597* -5										
DEC	15516	15422	15432*	-98	DEC	8478	8435	8460*	+1	AUG	5330	5325	5330*	-30
MAR	15496	15390	15408*	-98	MAR	8473	8445	8470*	+2					
JUN	15378	15378	15378*	-98										

DTN GRAINS 23 SOYBEANS JAN 96 CONTRACT HIGH: 6.974 LOW: 5.824



DTN GRAINS 25 SOYBEAN MEAL DEC 95 CONTRACT HIGH: 213.5 LOW: 169.3

