

Spring Garden Repair



Isaac S. Stoltzfus
145 Spring Garden Road
Kinzers, PA 17535

Gas & Diesel Engine Rebuilding
Cast & Aluminum Head Rebuilding & Welding
Block Boring & Sleeving
Flywheel Grinding
Engine Parts
Tractor Pistons & Sleeve Kits
Rebuilt Tractor Heads
New & Rebuilt Water Pumps



SAVE, SAVE

GEHL MODEL 7210
Blender Feeder w/Digital Scales.
Like New w/Warranty.
New List, \$14,900
Cash Price, \$8,975

DJ IMPLEMENTS - PA

Call (717) 949-3769
From 7:30am-5:00pm
Virginia Office (540)879-9926
From 9:00am-4:00pm

YORK COUNTY FARM & INDUSTRIAL EQUIPMENT CO., INC

Box 222 EMIGSVILLE, PA (717) 764-6412 OR (717) 764-5115


TRACTORS
Kobelco 4 Wheel Articulated Payloader
JD 444 Articulated Payloader
Ford 2000 (3)
Ford 5810 Special II w/roll bar
Ford 3930 45hp w/roll bar
JD 650 w/mid mount mower
JD 870
Kubota L2350
Kubota L245 w/loader
Int 886 w/partial cab, WF, dual remotes
Int 766
Int 656 w/WF
Int 444
Farmall 480 dsl
Farmall 130 & 140
Farmall 200 w/loader

LOADERS FOR VARIOUS TRACTORS
TILLAGE TOOLS & CULTIVATORS

MISC.
New 3 pt Snow Blowers
New 3 pt Fert Spreader
3 pt Stone Rakes
3 pt Box Scrapers
Regular & Heavy Duty 3 Pt Scraper Blades
New Woods Rotary Mowers 5' to 15' in stock

Large Selection of New Used & Reconditioned Equipment & Tractors

GUARANTEED BEST DEAL



MAGNUM SALE
7120 MFD - 155 H.P.
Rental Return
7220 MFD - 155 H.P.
Demonstrator Unit
7220 MFD - 155 H.P.
Rental Return

Salem Farm Supply
Salem, New York
1-800-999-FARM



See Binkley & Hurst Bros. For Quality Rhino Equipment Machinery Built Like It's Name!



1540

A Heavy-Duty Blade for Heavy-Duty Work!
8' or 10' Moldboard Rated for 190 and 160 PTO HP Tractors, Respectively; Hydraulic or Manual Mainframe Swing, Moldboard Pivot, and Moldboard Tilt; 37" Maximum Offset; 4" Kingpin; CAT II, III Three-Point Hitch and Quick Coupler, 1/2" x 18" Moldboard; 1/2" x 6" Replaceable Cutting Edge; 1447-1618 Lbs.; End Plates, Skid Shoes, Gauge Wheel Optional.

Available Now At ...
Binkley & Hurst Bros.
Pick Up One Today For Your Winter Spare Time Farmland Cleanup Jobs.
Note: Blade Reversible to Push In Fence Row Over Growth.



SR20

Great Versatility and Performance in One Cutter!

20' Cut; 540 or 1000 RPM; 140 HP Power Divider Gearbox (1000 RPM); 100 HP Center and Wing Gearboxes; Cat. 5 Constant Velocity Main Driveline; Cat. 5 Wing Drivelines; Slip Clutch Protection; Pan or Bar Blade Carriers; 1/2" x 10 1/2" Side Skirts; 10-Gauge Deck; adjustable Axles; Rated for 2" Diameter Material; Fully-Shielded Drivelines; Safety Deflectors Standard.



Three Point Hitch Backhoes
Ditchbank Mowers

Rotary Cutters
Rear Blades
Flail Mowers
Three-Point-Hitch Boom Mowers
Finishing Mowers
Pasture Renovators

Post Hole Diggers
Rotary Strippers
Rotary Mowers
Landscape Rakes
Rotary Tillers
Flex Wing Cutters

Order One Today From Binkley & Hurst




DB150

Easier Mowing in Hard-To-Reach Areas!

60" Cutting Width; 150" Maximum Reach (From Centerline of Tractor); Cutting Range 85" Up and 70" Down; Independent Hydraulic Drive; 60 Gallon Oil Reservoir Fixed to the Mainframe; Pan or Bar Blade Carriers; Updraft Blades; 540 or 1000 RPM; 18,850 FPM Blade Tip Speed; CAT II-III Three-Point Hitch; Rated for 1" Diameter Material; Safety Deflectors Standard.


5'-6' and 7' Models In Stock



SE6

A Tough and Economical Cutter!
SE6

72" Cut; 540 RPM; Cat 4 Shielded Driveline Shear Bolt or Slip Clutch Protection; 60 HP Gearbox; Pan Blade Carrier; Updraft Blades; CAT 1 Three-Point Hitch; 10-Gauge Deck; 10-Ga.x8" Side Skirts; Rated for 1" Diameter Material; Safety Deflectors Standard.



FM72
and 100" Cut




Economical and Provides a Manicured Cut!
60 or 72" Models, CAT I Hitch, 540 RPM One Piece 3/16 Reinforced Deck, Three Updraft Blades, Blade Tip Speeds in Excess of 16,000 FPM, Four Gauge Wheels Standard, "Floating" and Extended Hitch Built In. Adjustable Cutting Heights 1 1/2" 4 1/2", Fully Shielded Driveline



TW 72

Economical and Provides a Manicured Cut!
60" 72" and 84" Cutting Widths 90 HP Gearbox, Cat 4 Driveline, Slip Clutch Protection, 10 Gauge Deck, 540 RPM (TW60 and TW72), 540 or 1000 RPM (TW84). Updraft Blades, Pan Blade Carrier, Greasable Tapered Roller Wheel Bearings, Rated for 2" Diameter Material, Replaceable Skid Shoes, Safety Deflectors Standard



TW120
Rhino Cutters In Stock

Performance and Durability for Larger Acreages! 120" Cut; 120 HP Center Gearbox; 100 HP Outboard Gearboxes; Pan Blade Carriers; Updraft Blades; Cat 4 Driveline with Slip Clutch Protection; 540 Lift or Pull-Type; 10-Gauge Deck; 1/4"x10" Side Skirts; Replaceable Skid Shoes

Rated For 2" Diameter Material; Safety Deflectors Standard.

Purchase Quality Rhino Machinery From Binkley & Hurst Bros.



If it's Snow Removal Or Heavy Duty Excavating, You Need A Rhino Blade From Binkley & Hurst Bros. Now!

The LR Blade has been setting the standard in medium-duty blades for over 20 years. The LR is ideal for road maintenance, soil leveling, ditching and terracing work, or feedlot cleanup on tractors. Durability and ruggedness are built into every LR with features including a 2" solid steel kingpin and a 5/16" thick moldboard. Versatility is provided by the LR's three basic mechanical adjustments: moldboard tilt, pivot, and mainframe swing which add up to a total of 22 non-wrench adjustments



Order One From Binkley & Hurst Bros. Today Clean Up Those Creeping Fence Lines Today!



Servis-Rhino's unique product line is one of the most expansive in the industry. Rhino holds the industry record for new product introductions with over 50 in the past 36 months.

For example, Rhino offers three new Hydraulic Boom Flail Cutter models:

Servis® 1948 ■ Horizontal reach 18'8" ■ Cutting capacity 1 1/2" with 48" head, 4" with 37" head ■ Cutting width 37" or 48"
Servis® 1548 ■ Horizontal reach 15' ■ Cutting capacity 1 1/2" with 48" head, 4" with 37" head ■ Cutting width 37" or 48"
Servis® 1348 ■ Horizontal reach 12'10" ■ Cutting capacity 1 1/2" with 48" head, 4" with 37" head ■ Cutting width 37" or 48"

Rhino Hydraulic Boom Flail Cutters also eliminate the need for complicated mounting kits - leaving your tractor free for other uses.



3 Pt. 83" Cut Disc Mower and 3 Pt. 110" Cut Disc Mower
Year End Discount

Rhino Batwing Cutter With 180 HP Gear Boxes



SR15

Heavy-Duty Features!

15' Cut; 540 or 1000 RPM; Cat. 5 Main Driveline; Cat. 4 or 5 Wing Drivelines; Pan Blade Carriers; 6" Blade Overlap; Mechanical Level-Lift Axle, 10-Gauge Deck; 1/4"x10-1/2" Side Skirts; Full Swivel Clevis Hitch; Replaceable Skid Shoes; Wing Operation 90° Up and 22° Down; Rated for 2" Diameter Material Fully-Shielded Drivelines; Safety Deflectors Standard.

15 Foot and 20 Foot Models In Stock



CY72

Extra Tough Cutter for Extra Tough Cutting Jobs!

72" Cut; 540 or 1000 RPM; CAT II Heavy-Duty Three-Point Hitch; 140 HP "Rhino-Built" Gearbox (1000 RPM); CAT 4 Shielded Driveline; Slip Clutch Protection; Heavy-Duty Pan Blade Carrier; 3/16" Deck; 1/2" x 9" Side Skirts; 1/2" x 4" Updraft or Flat Blades; Rated for 4" Diameter Material; Safety Deflectors Standard.

Pick Up A Blade From Binkley & Hurst Today!

RHINO	HP Rating
RB 5'	40
RB 6'	40
LR 6'	65
LR 7'	65
LR 8'	65
R 800 - 8'	85
R 900 - 8'	125
R 900 - 9'	95
R 950 - 8'	125
R 950 - 9'	95

Quality 3 Pt. Scraper & Excavating Blades

3 Way Adjust Manual
3 Way Adjust Manual
3 Way Adjust Manual
3 Way Adjust Manual
3 Way Adjust Manual
3 Way Adjust Manual
3 Way Hyd.
Hyd. Swing Manual Tilt
Hyd. Pivot Manual Tilt
3 Way Hyd. Adj.

If You Have A Compact Tractor Or A Large Farm Tractor, We Have A 3 Pt. Blade For You!
STOP IN AND SEE BINKLEY & HURST NOW!

BINKLEY-HURST BROS. INC.
Fax 717-626-0996

133 Rothsville Station Rd.
P.O. Box 0395
Lititz, PA 17543-0395
(717) 626-4705

