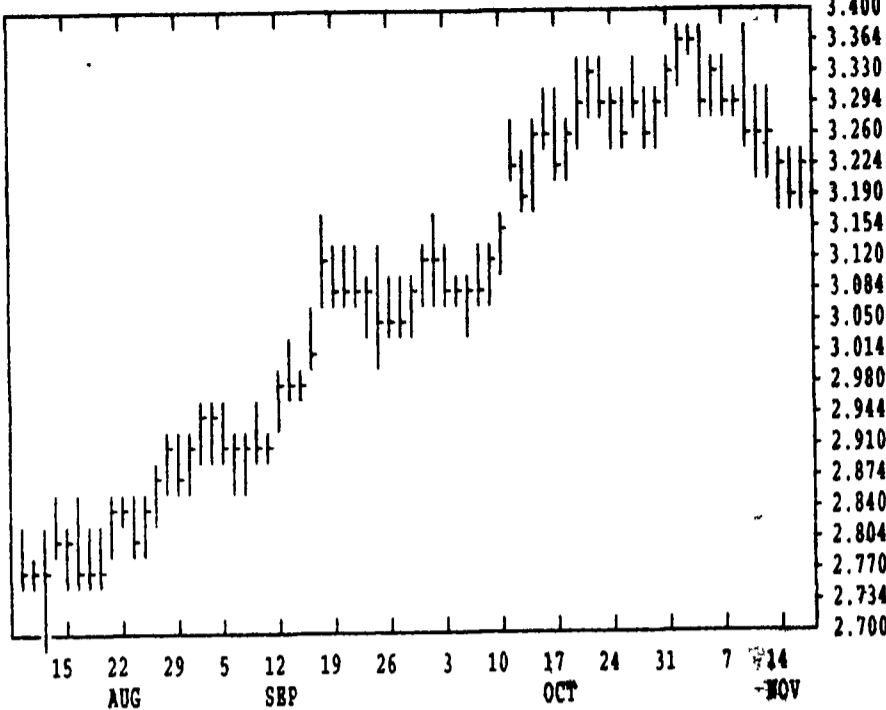


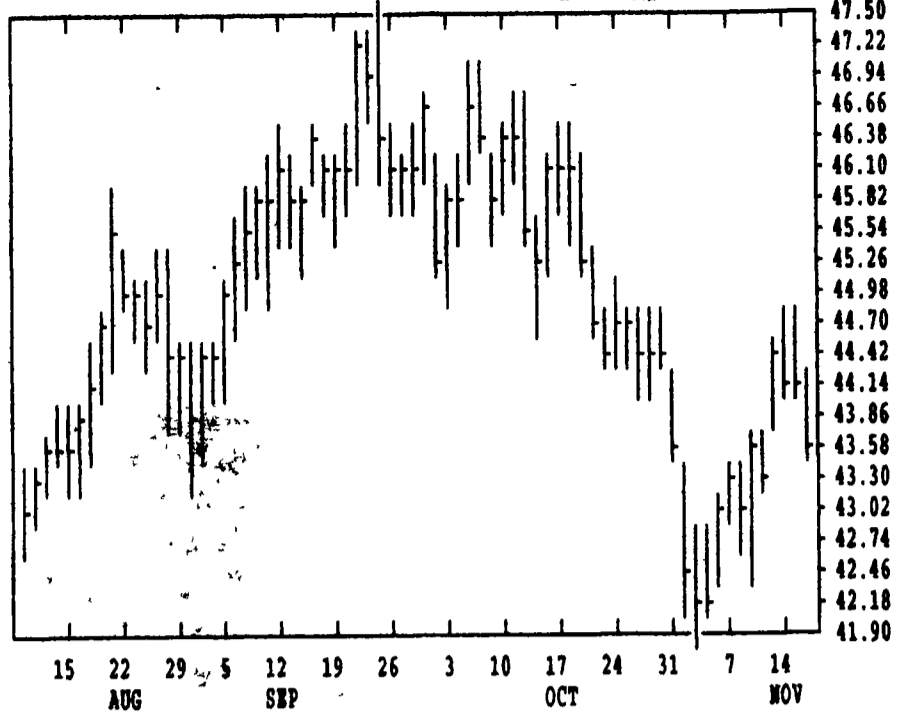
GRAIN, CATTLE AND HOG FUTURES MARKETS

(Closing bids: Thursday, November 16, 1995)

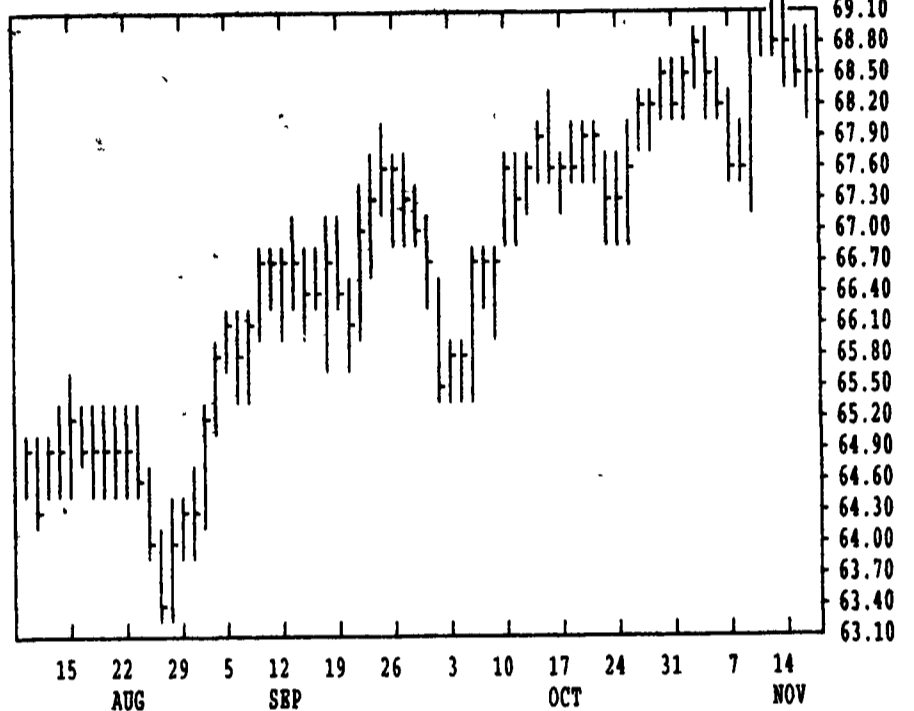
DTN GRAINS 18 CORN DEC 95 CONTRACT HIGH: 3.390 LOW: 2.354



DTN LIVESTOCK 18 HOGS, LIVE DEC 95 CONTRACT HIGH: 47.45 LOW: 39.00

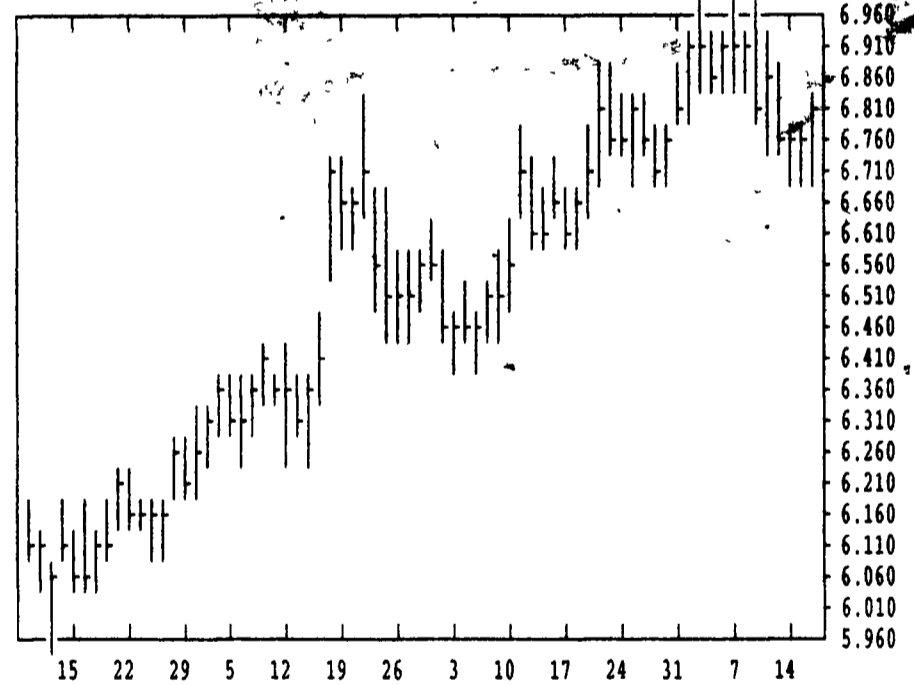


DTN LIVESTOCK 19 CATTLE, LIVE DEC 95 CONTRACT HIGH: 69.25 LOW: 61.75

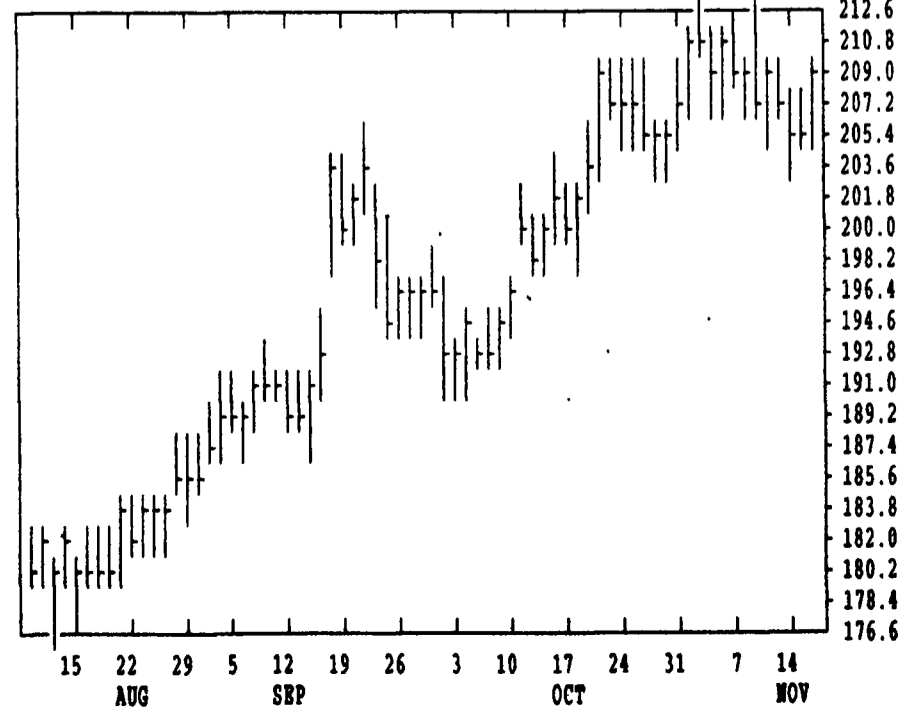


| DTN FUTURES 14 11/16/95 | | TECHNICAL POINTS | | | | SLOW STOCHASTIC | | | | | | |
|-------------------------|--------|------------------|--------|--------|--------|-----------------|-------|-------|----|----|----|----|
| PRICES ARE DECIMAL | | MOVING AVERAGES | | | | RSI'S | | | | | | |
| CONTRACT | CLOSE | 4-DAY | 9-DAY | 18-DAY | 45-DAY | 9DAY | 14DAY | 30DAY | %K | %D | %K | %D |
| WHEAT DEC | 491.25 | 489.00 | 490.44 | 492.81 | 489.59 | 50.0 | 50.6 | 53.3 | 40 | 46 | 34 | 36 |
| WHEAT MAR | 490.25 | 491.62 | 495.11 | 499.11 | 496.36 | 41.3 | 44.8 | 51.4 | 28 | 36 | 22 | 28 |
| KCWHT DEC | 500.25 | 500.44 | 504.31 | 508.03 | 502.79 | 42.9 | 46.2 | 52.7 | 22 | 30 | 26 | 34 |
| KCWHT MAR | 492.00 | 493.62 | 499.75 | 504.07 | 499.57 | 37.2 | 42.3 | 51.1 | 16 | 17 | 15 | 26 |
| MNWHY DEC | 489.00 | 488.81 | 492.92 | 497.50 | 493.89 | 42.2 | 45.1 | 51.4 | 27 | 32 | 21 | 28 |
| CORN DEC | 323.25 | 322.75 | 326.94 | 329.18 | 321.15 | 40.1 | 47.0 | 55.5 | 16 | 14 | 16 | 33 |
| CORN MAR | 331.00 | 330.37 | 334.06 | 335.65 | 327.94 | 42.6 | 48.8 | 56.7 | 17 | 16 | 22 | 39 |
| CORN MAY | 332.50 | 331.06 | 334.47 | 335.68 | 329.01 | 46.2 | 50.7 | 57.2 | 20 | 16 | 21 | 37 |
| OATS DEC | 204.25 | 202.75 | 203.11 | 200.18 | 189.82 | 63.8 | 65.5 | 64.2 | 49 | 47 | 75 | 83 |
| BEANS NOV | 677.00 | 672.56 | 677.61 | 675.31 | 660.01 | 55.4 | 57.4 | 58.1 | 30 | 24 | 56 | 67 |
| BEANS JAN | 681.75 | 677.94 | 683.61 | 682.78 | 669.21 | 52.2 | 54.8 | 56.8 | 27 | 22 | 46 | 60 |
| BEANS MAR | 689.50 | 685.87 | 691.33 | 690.72 | 677.89 | 51.8 | 54.3 | 56.5 | 25 | 22 | 39 | 52 |
| MEAL DEC | 209.60 | 207.50 | 208.63 | 208.29 | 202.56 | 58.8 | 59.6 | 59.6 | 39 | 30 | 56 | 64 |
| BNOIL DEC | 25.50 | 25.49 | 25.93 | 26.25 | 26.53 | 24.8 | 30.8 | 40.9 | 11 | 7 | 6 | 6 |
| CATTLE DEC | 68.68 | 68.76 | 68.58 | 68.44 | 67.64 | 55.4 | 57.0 | 58.0 | 62 | 74 | 81 | 78 |
| CATTLE FEB | 67.98 | 68.25 | 68.08 | 67.74 | 66.60 | 56.9 | 63.7 | 71.1 | 49 | 68 | 82 | 87 |
| PCTL NOV | 65.57 | 65.53 | 65.50 | 65.20 | 64.94 | 59.3 | 57.3 | 53.0 | 66 | 71 | 87 | 87 |
| HOGS DEC | 43.78 | 44.23 | 43.69 | 43.73 | 45.17 | 46.9 | 45.4 | 46.5 | 69 | 81 | 49 | 41 |
| HOGS FEB | 46.73 | 47.27 | 47.13 | 46.94 | 47.74 | 42.5 | 44.5 | 49.0 | 40 | 58 | 52 | 49 |
| PKBLS FEB | 56.35 | 57.53 | 57.38 | 58.70 | 59.76 | 35.9 | 39.2 | 45.9 | 51 | 66 | 21 | 20 |

DTN GRAINS 24 SOYBEANS JAN 96 CONTRACT HIGH: 6.974 LOW: 5.824



DTN GRAINS 25 SOYBEAN MEAL DEC 95 CONTRACT HIGH: 213.5 LOW: 169.3



| CORN | | | | CHICAGO WHEAT | | | | K.C. WHEAT | | | |
|----------|------|------|-----------|---------------|------|------|-----------|-------------|------|------|-----------|
| DEC | HIGH | LOW | LAST CHG | DEC | HIGH | LOW | LAST CHG | DEC | HIGH | LOW | LAST CHG |
| DEC | 3234 | 3194 | 3232* +24 | DEC | 4920 | 4810 | 4912* +70 | DEC | 5004 | 4940 | 5002* +36 |
| MAR | 3312 | 3270 | 3310* +26 | MAR | 4910 | 4830 | 4902* +34 | MAR | 4930 | 4860 | 4920* +24 |
| MAY | 3326 | 3284 | 3324* +34 | MAY | 4580 | 4504 | 4580* +36 | MAY | 4660 | 4600 | 4650* +20 |
| JLY | 3300 | 3256 | 3294* +26 | JLY | 4150 | 4090 | 4144* +30 | JLY | 4320 | 4260 | 4304* +16 |
| SEP | 2920 | 2882 | 2920* +20 | SEP | 4174 | 4104 | 4170* +30 | SEP | 4310 | 4266 | 4300* +20 |
| DEC | 2786 | 2756 | 2784* +12 | DEC | 4240 | 4194 | 4236* +10 | MINN WHEAT | | | |
| MAR | 2842 | 2816 | 2842* +12 | OATS | | | | DEC | 4890 | 4824 | 4890* +44 |
| JLY | 2880 | 2864 | 2876* +12 | DEC | 2044 | 2012 | 2042* +22 | MAR | 4924 | 4864 | 4910* +14 |
| DEC | 2710 | 2670 | 2710* +24 | MAR | 2104 | 2072 | 2102* +20 | MAY | 4784 | 4732 | 4762* +2 |
| SOYBEANS | | | | MAY | 2106 | 2072 | 2104* +24 | JLY | 4582 | 4554 | 4570* -10 |
| NOV | 6770 | 6694 | 6770* +74 | JLY | 2070 | 2034 | 2070* +30 | SEP | 4330 | 4284 | 4310* -4 |
| JAN | 6824 | 6740 | 6816* +70 | SOYBEAN MEAL | | | | SOYBEAN OIL | | | |
| MAR | 6900 | 6820 | 6894* +70 | DEC | 2098 | 2065 | 2096* +31 | DEC | 2555 | 2531 | 2550* +7 |
| MAY | 6940 | 6860 | 6936* +70 | JAN | 2110 | 2078 | 2108* +32 | JAN | 2573 | 2550 | 2569* +11 |
| JLY | 6950 | 6880 | 6944* +56 | MAR | 2128 | 2098 | 2126* +30 | MAR | 2607 | 2585 | 2600* +4 |
| AUG | 6910 | 6864 | 6910* +50 | MAY | 2128 | 2099 | 2126* +31 | MAY | 2635 | 2615 | 2627* +1 |
| SEP | 6750 | 6720 | 6750* +40 | JLY | 2128 | 2100 | 2128* +31 | JLY | 2646 | 2630 | 2643* 0 |
| NOV | 6664 | 6614 | 6662* +56 | AUG | 2110 | 2103 | 2103* +21 | AUG | 2655 | 2640 | 2650* 0 |
| JAN | 6734 | 6674 | 6734* +54 | SEP | 2075 | 2065 | 2067* +26 | SEP | 2660 | 2648 | 2659* +4 |
| JLY | 6870 | 6830 | 6870* +50 | OCT | 2020 | 2020 | 2020* +22 | OCT | 2670 | 2660 | 2668* -2 |

| LIVE CATTLE | | | | FEEDER CATTLE | | | | LIVE HOGS | | | | | |
|-------------|------|------|-----------|---------------|------|------|-----------|-----------|------|------|-----------|------|-----------|
| DEC | HIGH | LOW | LAST CHG | JAN | HIGH | LOW | LAST CHG | DEC | HIGH | LOW | LAST CHG | | |
| DEC | 6880 | 6837 | 6867* +10 | JAN | 6490 | 6470 | 6477* -7 | DEC | 4410 | 4372 | 4377* -55 | | |
| FEB | 6817 | 6780 | 6797* -12 | MAR | 6285 | 6267 | 6280* -5 | FEB | 4715 | 4665 | 4672* -57 | | |
| APR | 6767 | 6735 | 6737* -22 | APR | 6257 | 6245 | 6247* -5 | APR | 4725 | 4675 | 4705* -32 | | |
| JUN | 6390 | 6365 | 6367* -17 | MAY | 6200 | 6185 | 6197* -5 | JUN | 5295 | 5250 | 5272* -42 | | |
| AUG | 6197 | 6180 | 6180* -15 | AUG | 6340 | 6335 | 6337* -12 | JLY | 5270 | 5230 | 5235* -35 | | |
| OCT | 6290 | 6270 | 6270* -17 | SEP | 6315 | 6300 | 6300* -17 | AUG | 5165 | 5140 | 5147* -32 | | |
| DEC | 6425 | 6410 | 6410* -10 | OCT | 6315 | 6297 | 6297* -22 | OCT | 4760 | 4730 | 4730* -35 | | |
| FEB | | | | | NOV | | | | | DEC | 4865 | 4840 | 4840* -30 |

| SWISS FRANC | | | | CANADIAN DOLLAR | | | | PORK BELLIERS | | | |
|-------------|------|------|-----------|-----------------|------|------|----------|---------------|------|------|------------|
| DEC | HIGH | LOW | LAST CHG | DEC | HIGH | LOW | LAST CHG | DEC | HIGH | LOW | LAST CHG |
| DEC | 8827 | 8770 | 8807* -24 | DEC | 7390 | 7373 | 7381* -3 | DEC | 5707 | 5622 | 5635* -100 |
| MAR | 8908 | 8852 | 8888* -26 | MAR | 7385 | 7368 | 7375* -3 | MAR | 5735 | 5650 | 5660* -100 |
| JUN | 8962 | 8935 | 8967* -27 | JUN | 7364 | 7359 | 7365* -3 | MAY | 5835 | 5765 | 5767* -95 |