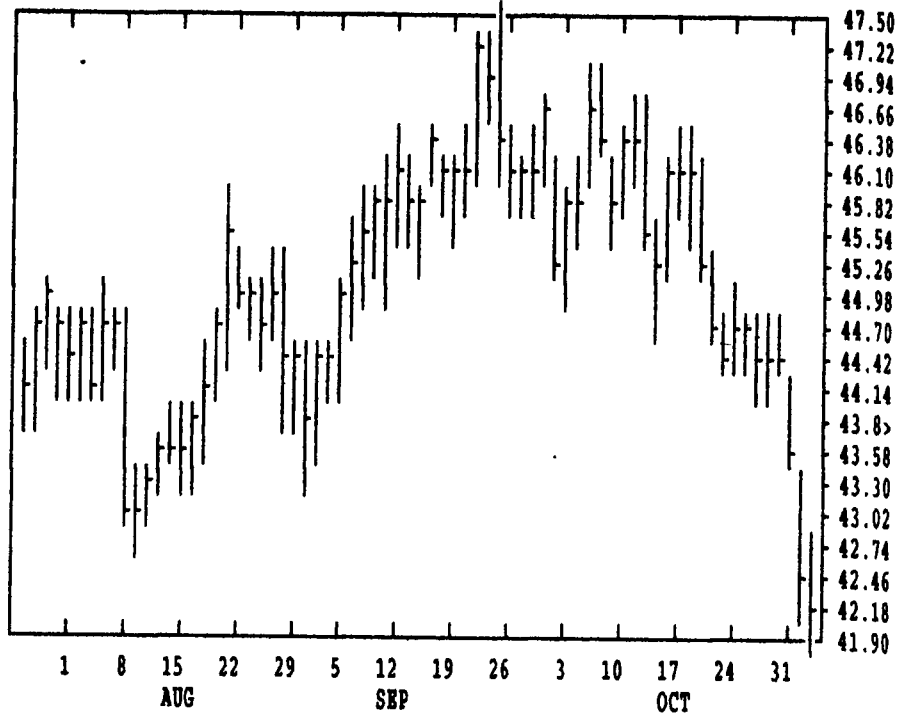
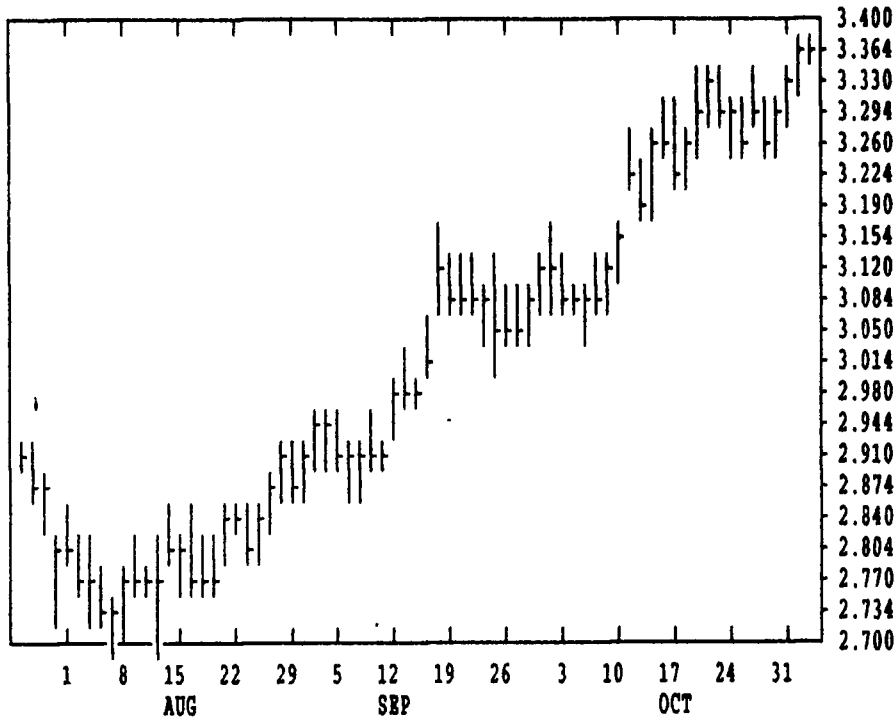


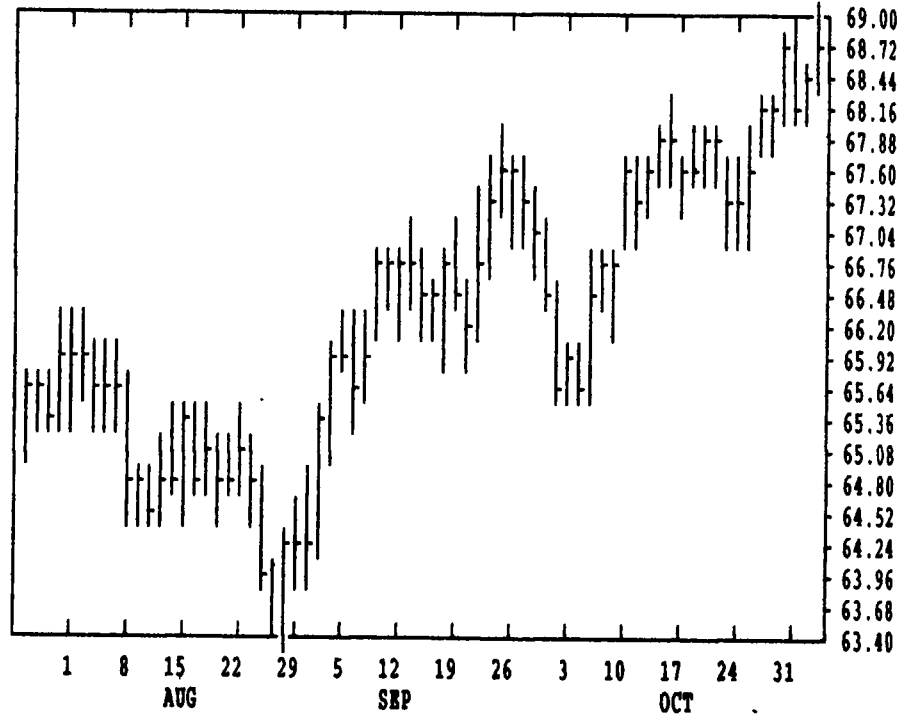
GRAIN, CATTLE AND HOG FUTURES MARKETS

(Closing bids: Thursday, November 2, 1995)

DTN GRAINS 18 CORN DEC 95 CONTRACT HIGH: 3.390 LOW: 2.354



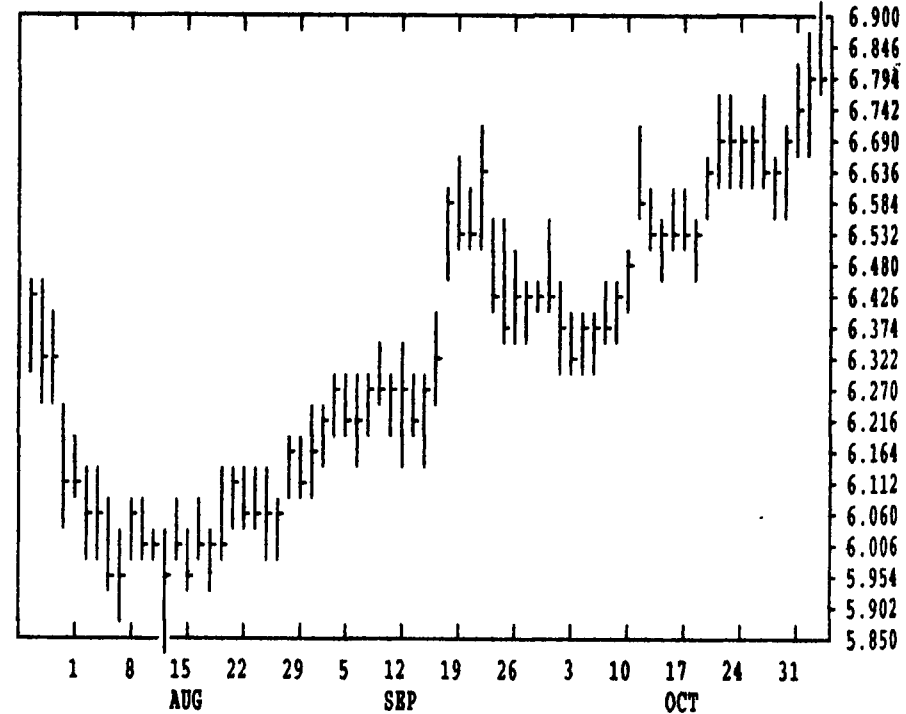
DTN LIVESTOCK 19 CATTLE, LIVE DEC 95 CONTRACT HIGH: 69.00 LOW: 61.75



DTN FUTURES 04 11/03/95 DELAYED COMMODITY QUOTES 06:21 central time

COTTON				HEATING OIL				COMEX GOLD						
	HIGH	LOW	LAST	CHG		HIGH	LOW	LAST	CHG		HIGH	LOW	LAST	CHG
DEC	8590	8470	8533*	-50	DEC	5210	5110	5204*	+109	DEC	3843	3834	3842*	+4
MAR	8465	8365	8428*	-22	JAN	5235	5140	5231*	+101	FEB	3863	3853	3861*	+3
MAY	8475	8400	8450*	-28	FEB	5190	5100	5177*	+92	APR	3884	3880	3884*	+2
JLY	8460	8390	8435*	-27	MAR	5060	5000	5052*	+77	JUN	3908	3908	3909*	+2
OCT	7990	7990	7990*	-5	APR	4880	4850	4892*	+57	AUG	3941	3941	3933*	+1
DEC	7690	7660	7680*	-10	TREASURY BONDS				WPG CANOLA					
MAR	7780	7755	7755*	-45	DEC	11810	11716	11804*	+20	NOV	4250	4212	4247*	+57
RICE				EURODOLLAR				DIAMMONIUM PHOSPHATE						
NOV	9330	9170	9180*	+30	MAR	11731	11705	11725*	+20	JAN	4275	4250	4259*	+34
JAN	9700	9470	9525*	+55	JUN	11713	11626	11709*	+19	MAR	4300	4275	4289*	+27
MAR	9950	9740	9760*	+60	SEP	11631	11615	11627*	+18	JUN	4369	4335	4367*	+48
MAY	10120	9960	9960*	+40	IOWA CORN YLD				ANHYDROUS AMMONIA					
JLY	10300	10140	10160*	+60	JAN	1221	1221	1221*	0	DEC	1975	1975	1975*	0
SEP	9050	9050	9050*	+50	SEP	1325	1325	1325*	0	FEB	2070	2070	2070*	0
MN WHITE WHEAT				CHICAGO WHEAT				K.C. WHEAT						
DEC	5460	5410	5410*	-36	DEC	5024	4850	4870*	-114	DEC	5160	5050	5052*	-72
MAR	5492	5460	5460*	0	MAR	5090	4880	4900*	-152	MAR	5134	5020	5034*	-60
WPG WHEAT				OATS				MINN WHEAT						
DEC	2038	2025	2032*	+17	DEC	2020	2006	2012*	+14	DEC	5056	4930	4944*	-82
MAR	1980	1965	1970*	+10	MAR	2064	2050	2054*	+14	MAR	5110	4930	5026*	-46
CORN				SOYBEAN MEAL				SOYBEAN OIL						
DEC	3390	3362	3366*	+2	DEC	2135	2106	2109*	+1	DEC	2694	2662	2671*	+4
MAR	3442	3416	3424*	+10	JAN	2142	2116	2119*	+3	JAN	2702	2675	2686*	+8
MAY	3430	3412	3416*	+12	MAR	2150	2125	2131*	+6	MAR	2728	2700	2707*	+1
JLY	3400	3374	3382*	+14	MAY	2140	2115	2121*	+3	MAY	2737	2720	2724*	+1
SEP	2990	2966	2984*	+10	JLY	2145	2115	2120*	0	JLY	2755	2728	2735*	+7
DEC	2832	2800	2820*	+16	AUG	2140	2098	2106*	+4	AUG	2743	2728	2735*	+5
MAR	2890	2860	2884*	+22	SEP	2090	2075	2080*	+15	SEP	2745	2730	2745*	+13
JLY	2920	2900	2920*	+24	OCT	2050	2005	2010*	+5	OCT	2745	2745	2745*	+10
DEC	2702	2670	2702*	+10	SOYBEANS				LIVE CATTLE					
SOYBEANS				FEEDER CATTLE				LIVE HOGS						
NOV	6900	6824	6830*	+4	NOV	6510	6455	6500*	+45	DEC	4270	4190	4235*	-10
JAN	6974	6894	6902*	-6	JAN	6455	6400	6447*	+32	FEB	4635	4542	4620*	+37
MAR	7050	6970	6974*	-14	MAR	6245	6197	6230*	+27	APR	4650	4565	4640*	+50
MAY	7066	7000	7002*	-24	APR	6225	6175	6212*	+30	JUN	5215	5122	5192*	+45
JLY	7074	7000	7004*	-26	MAY	6195	6160	6187*	+12	JLY	5210	5122	5185*	+45
AUG	7044	6970	6970*	-20	AUG	6380	6365	6380*	+5	AUG	5105	5035	5087*	+37
SEP	6850	6820	6820*	+10	SEP	6350	6325	6350*	+2	OCT	4720	4680	4707*	+47
NOV	6750	6710	6712*	+4	OCT	6325	6325	6325*	-20	DEC	4755	4745	4750*	+45
JAN	6800	6780	6794*	+24	CANADIAN DOLLAR				PORK BELLIES					
JLY	6930	6930	6930*	-10	DEC	7456	7395	7444*	+22	FEB	5812	5727	5727*	-200
LIVE CATTLE				US DOLLAR INDEX				GERMAN MARK						
DEC	6900	6850	6885*	+40	DEC	8453	8435	8444*	+4	DEC	7075	7040	7044*	-32
FEB	6805	6765	6792*	+30	MAR	8450	8435	8446*	-8	MAR	7104	7076	7074*	-32
APR	6772	6745	6765*	+27	S&P 500 INDEX				JAPANESE YEN					
JUN	6385	6360	6377*	+22	DEC	59250	58750	59235*	+410	DEC	9737	9670	9675*	-82
AUG	6230	6197	6227*	+32	MAR	59740	59240	59725*	+415	MAR	9867	9810	9810*	-84
OCT	6315	6292	6305*	+15	JUN	60220	59735	60185*	+410	JUN	9989	9950	9935*	-86
DEC	6480	6450	6465*	0	SEP	60650	60230	60635*	+395	SEP	7170	7160	7125*	-35
FEB														

DTN GRAINS 23 SOYBEANS NOV 95 CONTRACT HIGH: 6.900 LOW: 5.732



DTN GRAINS 25 SOYBEAN MEAL DEC 95 CONTRACT HIGH: 213.5 LOW: 169.3

