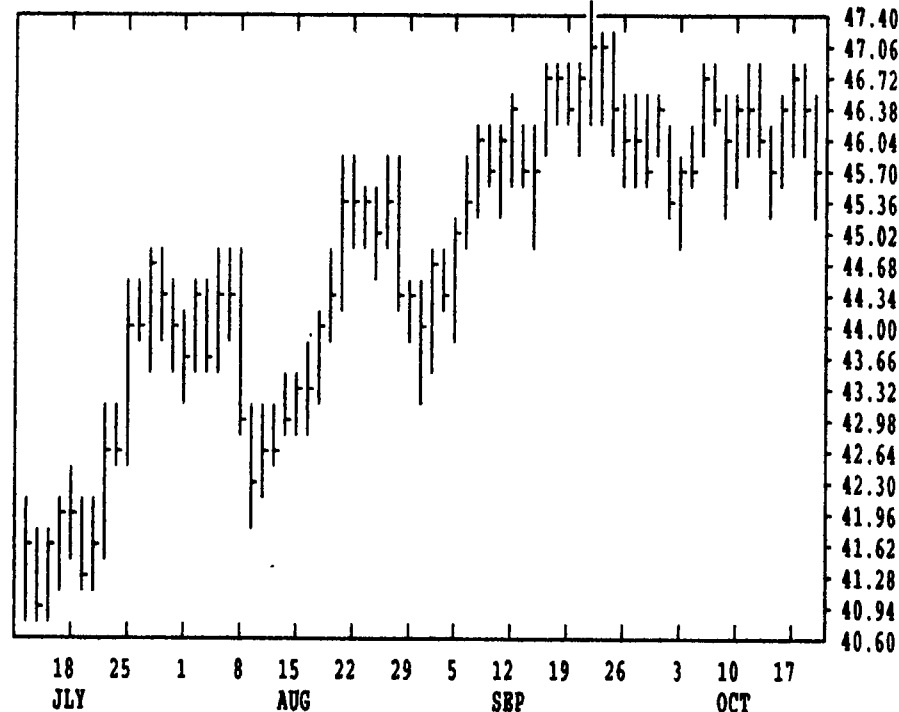
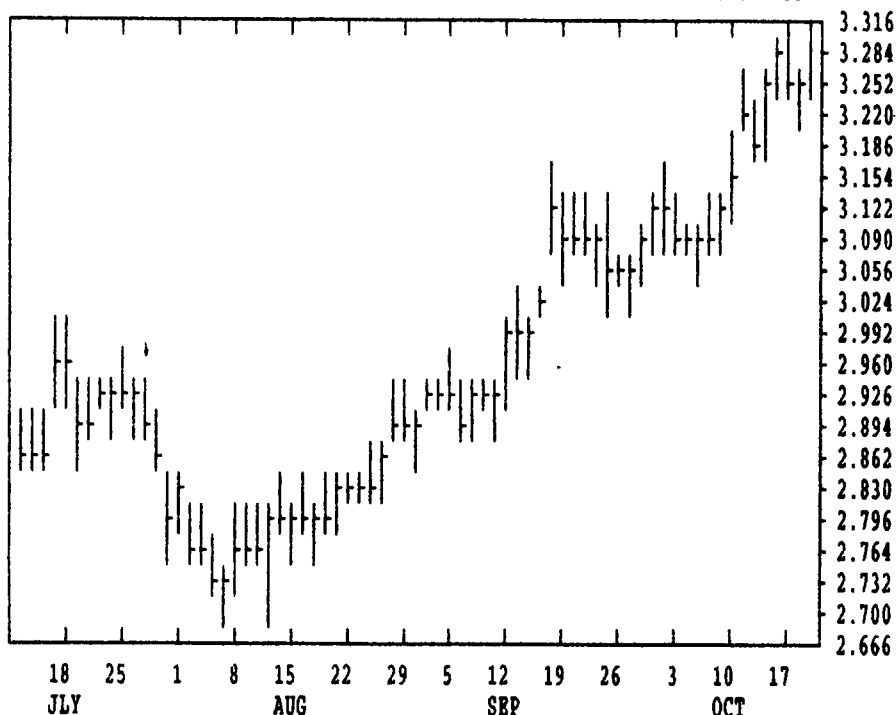


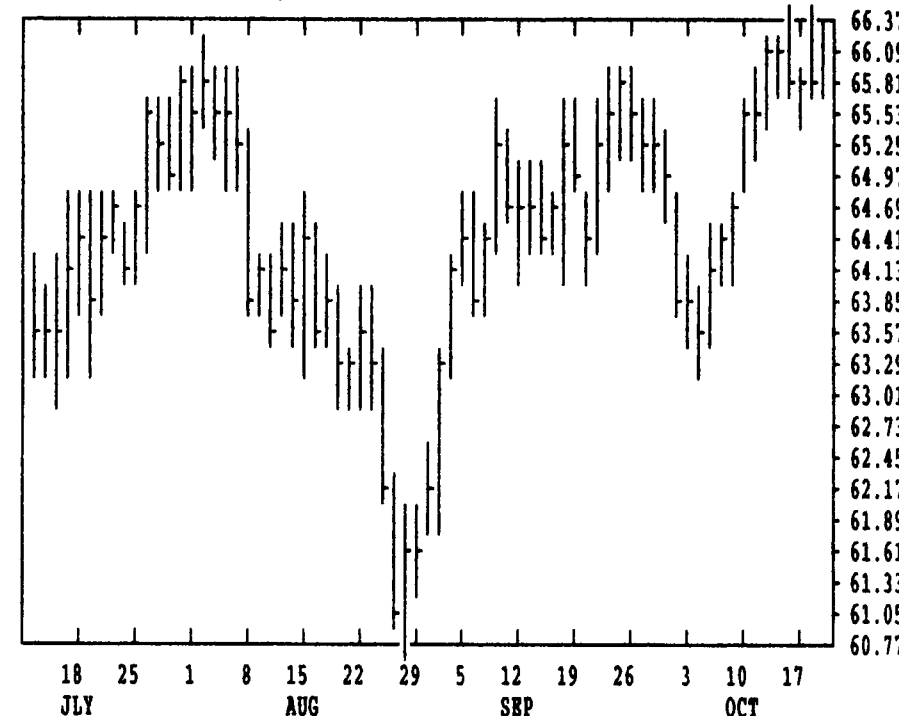
GRAIN, CATTLE AND HOG FUTURES MARKETS

(Closing bids: Thursday, October 19, 1995)

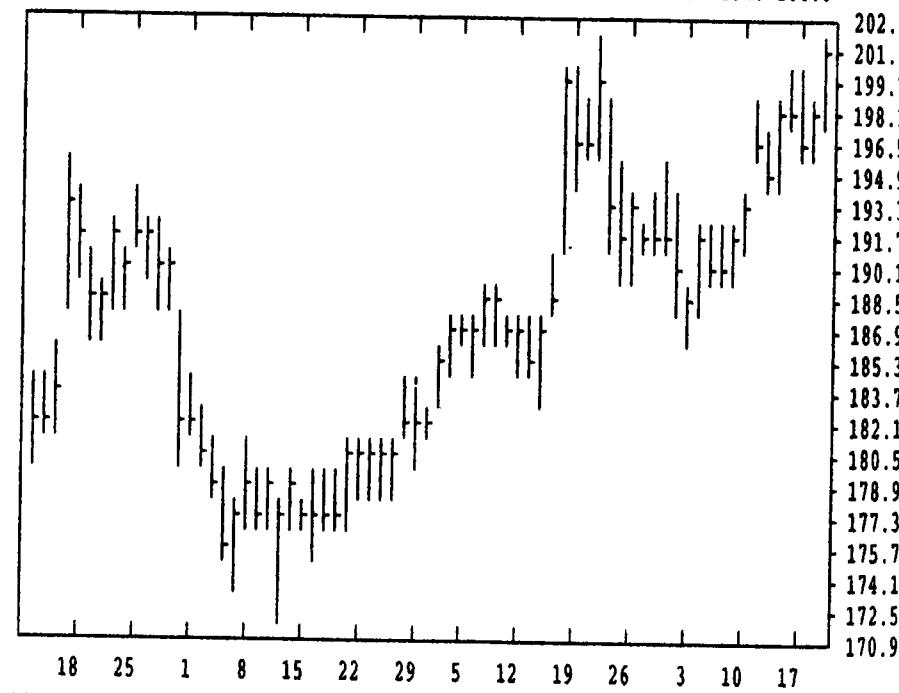
DTN GRAINS 18 CORN DEC 95 CONTRACT HIGH: 3.324 LOW: 2.354



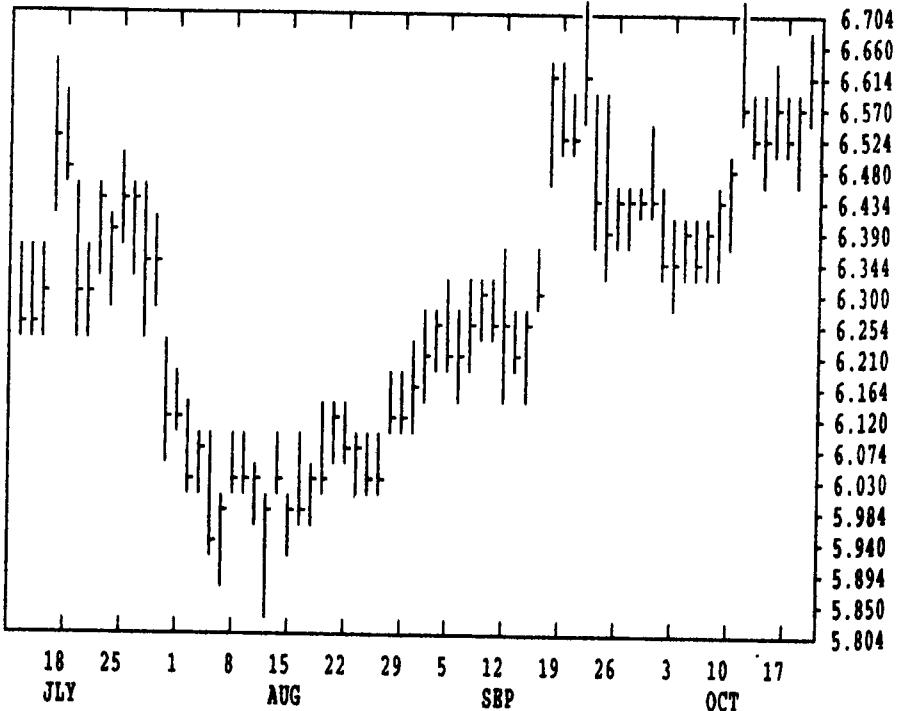
DTN LIVESTOCK 19 CATTLE, LIVE OCT 95 CONTRACT HIGH: 67.55 LOW: 60.25



DTN GRAINS 25 SOYBEAN MEAL OCT 95 CONTRACT HIGH: 202.3 LOW: 166.0



DTN GRAINS 23 SOYBEANS NOV 95 CONTRACT HIGH: 6.724 LOW: 5.732



DTN FUTURES 14 10/19/95		TECHNICAL POINTS				SLOW STOCHASTIC						
PRICES ARE DECIMAL		MOVING AVERAGES		RSI'S		5 DAY		20 DAY				
CONTRACT	CLOSE	4-DAY	9-DAY	18-DAY	45-DAY	9DAY	14DAY	30DAY	%K	%D	%K	%D
WHEAT DEC	507.50	499.06	489.75	486.71	474.58	71.6	67.5	62.8	88	85	85	62
WHEAT MAR	513.75	506.12	497.86	494.86	478.26	72.8	69.3	64.6	87	84	87	70
KCWHT DEC	520.00	513.62	506.64	501.08	483.69	76.0	72.5	66.2	84	80	92	86
KCWHT MAR	516.50	509.81	502.78	498.28	479.18	76.0	72.8	67.0	87	83	92	85
MNWHT DEC	509.00	501.94	496.72	492.82	477.99	71.4	68.7	64.2	79	73	87	81
CORN DEC	332.00	327.62	323.36	316.53	303.72	79.6	76.8	70.3	66	70	89	87
CORN MAR	337.00	333.25	329.58	323.43	310.81	75.9	74.1	69.4	61	66	87	85
CORN MAY	335.75	333.44	330.53	325.24	313.09	72.9	71.7	67.6	48	59	83	84
OATS DEC	193.25	190.63	187.33	183.15	177.99	72.1	69.0	63.7	60	68	88	87
BEANS NOV	664.00	657.31	654.00	647.35	634.59	68.8	65.1	60.1	47	42	61	59
BEANS JAN	674.00	667.81	664.50	657.81	644.63	68.9	65.3	60.5	48	44	63	60
BEANS MAR	683.75	677.25	673.83	667.10	653.90	69.2	65.6	60.8	47	44	65	62
MEAL OCT	201.50	198.90	196.68	194.09	189.67	73.0	68.4	62.8	73	73	75	64
BNOIL OCT	26.69	26.54	26.75	26.69	26.40	52.1	52.5	51.9	26	15	31	47
CATTLE OCT	66.43	65.99	65.78	65.20	64.47	69.5	64.0	58.0	58	62	90	89
CATTLE DEC	67.90	67.80	67.62	67.12	66.34	65.1	62.4	59.5	56	64	87	87
FCTL OCT	65.75	65.59	65.64	65.21	64.87	60.6	58.0	52.9	59	51	79	79
HOGS OCT	45.73	46.36	46.26	46.19	45.86	42.0	46.5	52.0	62	69	48	48
HOGS DEC	45.45	45.95	45.93	46.05	45.70	41.8	45.7	50.7	61	61	36	36
PKBLS FEB	62.88	63.25	61.32	60.73	58.97	66.3	63.9	61.2	77	86	88	76

DTN FUTURES 02 10/20/95		DELAYED COMMODITY QUOTES				04:59 central time								
CORN		CHICAGO WHEAT				K.C. WHEAT								
HIGH	LOW	LAST	CHG	HIGH	LOW	LAST	CHG	HIGH	LOW	LAST	CHG			
DEC	3324	3274	3320*	+62	DEC	5084	4994	5074*	+76	DEC	5220	5146	5200*	+52
MAR	3374	3326	3370*	+54	MAR	5150	5070	5136*	+72	MAR	5180	5102	5164*	+64
MAY	3364	3324	3356*	+40	MAY	4800	4720	4760*	+32	MAY	4844	4520	4820*	+52
JLY	3326	3294	3320*	+24	JLY	4344	4284	4334*	+42	JLY	4514	4440	4494*	+44
SEP	2976	2950	2974*	+14	SEP	4350	4300	4340*	+24	SEP	4494	4434	4494*	+60
DEC	2800	2764	2792*	+10	DEC	4440	4394	4430*	+40	MINN WHEAT				
MAR	2860	2834	2854*	+6	OATS				DEC	5100	5034	5090*	+52	
JLY	2894	2890	2892*	+6	DEC	1944	1896	1932*	+50	MAR	5170	5100	5150*	+66
DEC	2696	2694	2696*	+6	MAR	2010	1964	1996*	+46	MAY	5024	4974	5010*	+44
SOYBEANS		MAY	2014	1984	2010*	+36	JLY	4760	4740	4760*	+40	SOYBEAN OIL		
NOV	6660	6574	6640*	+76	JLY	1986	1970	1984*	+34	SEP	4450	4410	4450*	+50
JAN	6766	6684	6740*	+74	SOYBEAN MEAL				OCT	2670	2645	2669*	+17	
MAR	6856	6780	6836*	+76	OCT	2017	1989	2015*	+34	DEC	2688	2655	2683*	+16
MAY	6910	6830	6884*	+66	DEC	2050	2024	2047*	+31	JAN	2702	2670	2694*	+14
JLY	6954	6880	6934*	+72	JAN	2060	2035	2058*	+33	MAR	2715	2690	2706*	+7
AUG	6914	6860	6904*	+60	MAR	2071	2048	2069*	+32	MAY	2730	2705	2725*	+10
SEP	6740	6720	6740*	+60	MAY	2067	2047	2062*	+27	JLY	2738	2711	2730*	+5
NOV	6704	6652	6686*	+34	JLY	2075	2052	2067*	+21	AUG	2740	2715	2731*	+6
JAN	6760	6720	6760*	+40	AUG	2035	2023	2057*	+22	SEP	2740	2740	2740*	+8
JLY	6900	6870	6900*	+34	SEP	2050	2040	2050*	+25					

DTN FUTURES 03 10/20/95		DELAYED COMMODITY QUOTES				05:11 central time								
LIVE CATTLE		FEBDER CATTLE				LIVE HOGS								
HIGH	LOW	LAST	C-G	HIGH	LOW	LAST	CHG	HIGH	LOW	LAST	CHG			
OCT	6645	6587	6642*	+65	OCT	6575	6532	6575*	+10	OCT	4645	4557	4572*	-87
DEC	6795	6755	6790*	+17	NOV	6480	6422	6447*	-22	DEC	4610	4540	4545*	-70
FEB	6705	6665	6687*	-10	JAN	6385	6335	6352*	-32	FEB	4870	4822	4837*	-27
APR	6717	6697	6715*	+5	MAR	6215	6175	6195*	-20	APR	4795	4732	4767*	-17
JUN	6327	6300	6320*	+12	APR	6160	6152	6152*	-12	JUN	5290	5257	5290*	0
AUG	6185	6160	6185*	+12	MAY	6140	6112	6112*	-17	JLY	5267	5240	5260*	-7
OCT	6255	6250	6250*	+5	AUG	6280	6280	6280*	+5	AUG	5190	5130	5190*	+20
DEC					SEP	6250	6250	6250*	0	OCT	4820	4755	4775*	+10
SWISS FRANC		CANADIAN DOLLAR				PORK BELLIES								
DEC	8777	8706	8769*	+67	DEC	7483	7453	7455*	-6	FEB	6355	6255	6287*	-62
MAR	8848	8790	8843*	+67	MAR	7472	7445	7443*	-6	MAR	6340	6260	6277*	-55
JUN	8915	8900	8915*	+68	JUN	7453	7440	7430*	-6	MAY	6380	6345	6355*	-60
BRITISH POUND		US DOLLAR INDEX												
DEC	15750	15682	15722*	+58	DEC	8395	8391	8400a	+14	JLY	6485	6370	6485*	-12
MAR	15720	15640	15686*	+58	MAR	8425	8385	8392a	-8	AUG	6270	6175	6240*	+75
										FEB				