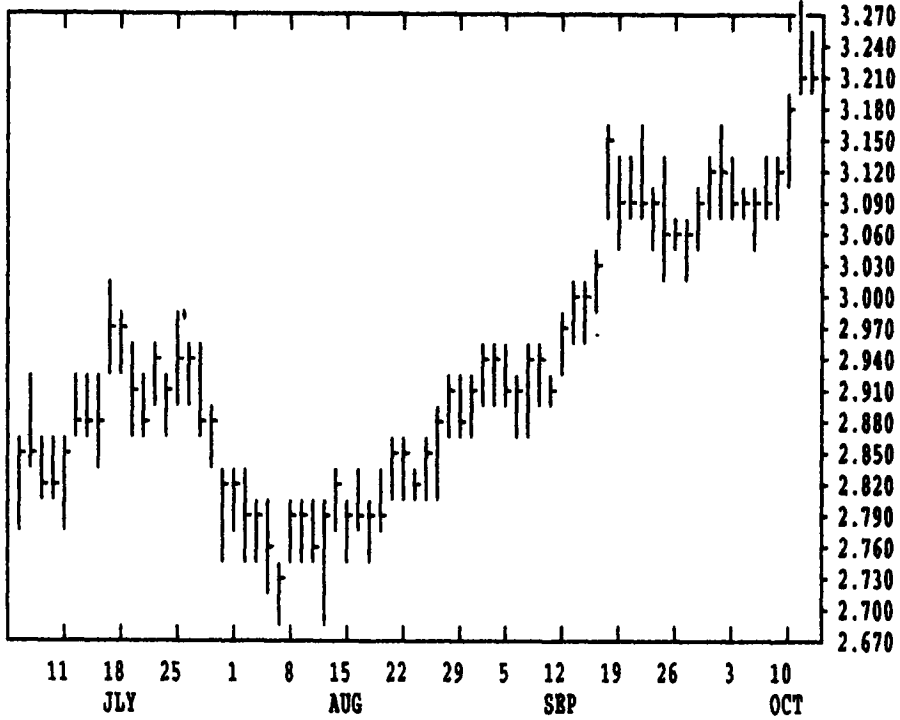


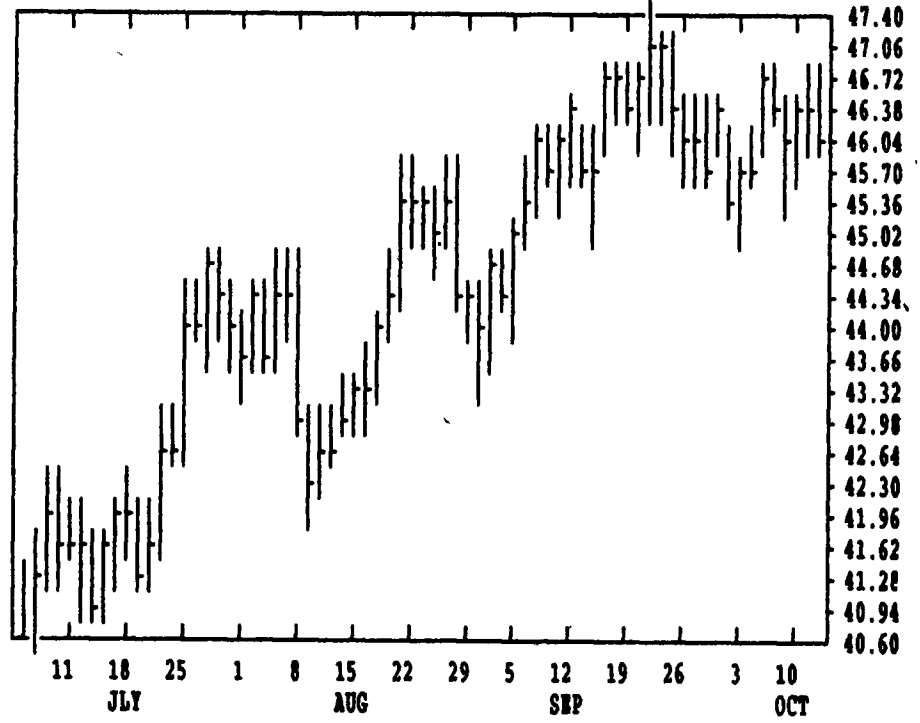
GRAIN, CATTLE AND HOG FUTURES MARKETS

(Closing Mkt: Thursday, October 12, 1995)

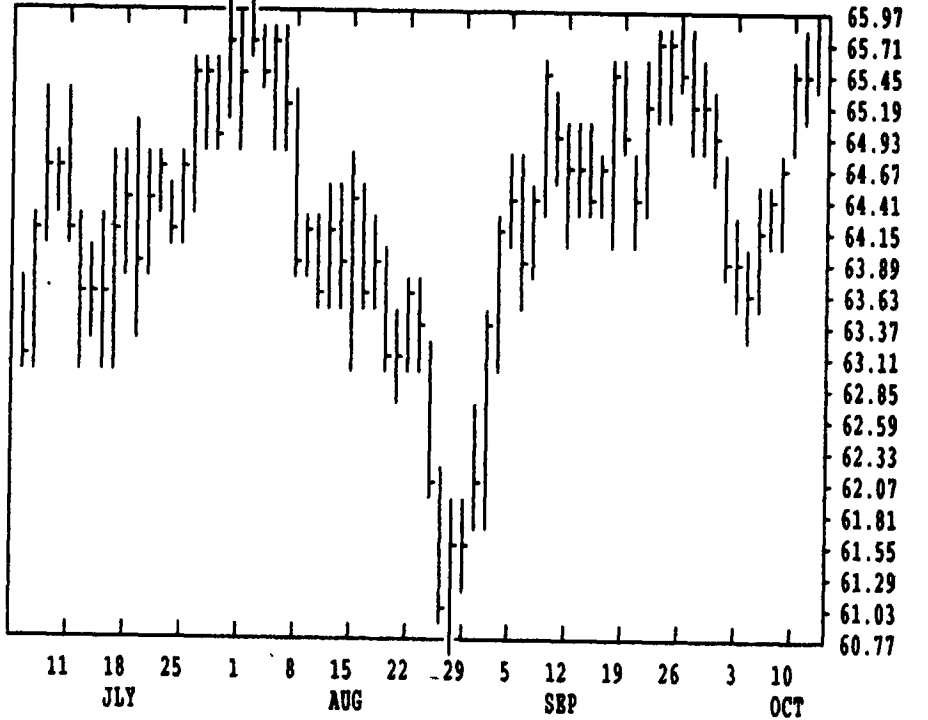
DTN GRAINS 18 CORN DEC 95 CONTRACT HIGH: 3.264 LOW: 2.354



DTN LIVESTOCK 18 HOGS, LIVE OCT 95 CONTRACT HIGH: 47.50 LOW: 36.30



DTN LIVESTOCK 19 CATTLE, LIVE OCT 95 CONTRACT HIGH: 67.55 LOW: 60.25



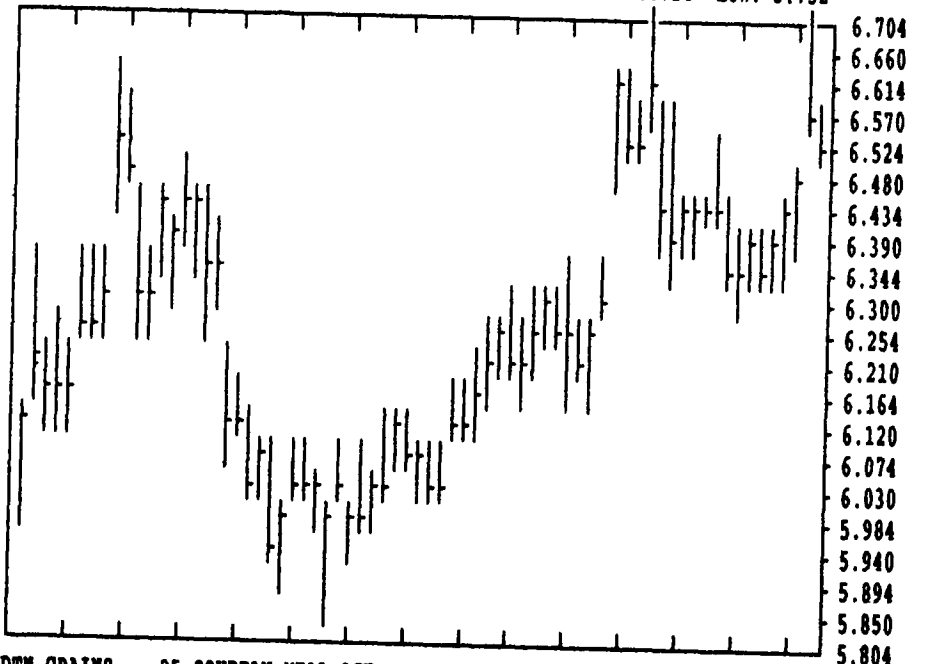
DTN FUTURES 14 10/12/95		TECHNICAL POINTS				SLOW STOCHASTIC				
PRICES ARE DECIMAL		MOVING AVERAGES				RSI'S				
CONTRACT	CLOSE	4-DAY	9-DAY	18-DAY	45-DAY	9DAY	14DAY	30DAY	%K	%D
WHEAT DEC	479.75	481.44	482.58	483.86	468.73	47.8	51.7	55.7	54	51
WHEAT MAR	489.50	490.44	491.53	491.11	471.54	52.1	55.9	58.6	55	50
KCWHT DEC	500.00	500.37	499.00	495.19	477.05	63.7	63.7	61.6	59	67
KCWHT MAR	495.00	496.62	496.31	492.82	472.17	58.7	61.7	61.8	58	63
MNWHT DEC	489.50	492.06	491.06	488.46	472.38	54.9	58.2	59.3	54	59
CORN DEC	320.75	318.62	314.11	311.65	298.42	74.3	72.1	66.7	80	84
CORN MAR	327.50	325.31	321.11	319.11	305.55	72.3	70.9	66.8	77	81
CORN MAY	329.00	326.87	323.28	321.39	308.16	72.0	70.7	66.2	79	83
OATS DEC	184.75	183.44	181.83	179.69	175.08	66.7	63.5	59.7	78	69
BEANS NOV	652.75	650.87	643.61	646.04	628.38	60.8	59.7	57.4	67	76
BEANS JAN	663.25	661.44	653.97	656.42	638.32	60.8	59.9	57.9	70	78
BEANS MAR	672.50	670.62	663.25	665.51	647.62	61.2	60.2	58.1	69	77
MEAL OCT	195.00	194.20	192.20	193.33	187.35	60.3	59.2	57.8	72	79
BWOIL OCT	26.68	26.99	26.83	26.66	26.35	49.3	51.7	51.9	48	74
CATTLE OCT	66.07	65.47	64.69	64.98	64.25	68.5	62.5	56.9	96	95
CATTLE DEC	67.73	67.37	66.70	66.90	66.02	65.1	62.1	59.1	93	94
FCTL OCT	65.82	65.69	65.26	64.85	64.89	63.8	59.9	53.8	70	80
HOGS OCT	46.15	46.30	46.18	46.35	45.51	48.9	51.8	55.0	62	67
HOGS DEC	45.58	46.06	46.08	46.28	45.46	42.3	46.7	51.9	37	48
PKBLS FEB	60.70	59.38	59.65	59.90	57.88	59.9	58.5	58.1	60	41

CORN				CHICAGO WHEAT				K.C. WHEAT			
DEC	HIGH	LOW	LAST	DEC	HIGH	LOW	LAST	DEC	HIGH	LOW	LAST
DEC	3242	3202	3206*	DEC	4830	4764	4796*	DEC	5030	4984	5000*
MAR	3310	3272	3274*	MAR	4920	4864	4894*	MAR	4984	4950	4950*
MAY	3320	3286	3290*	MAY	4640	4604	4612*	MAY	4730	4690	4696*
JULY	3294	3260	3262*	JULY	4200	4164	4174*	JULY	4310	4270	4282*
SEP	2960	2930	2952*	SEP	4214	4184	4184*	SEP	4330	4320	4296*
DEC	2790	2760	2772*	DEC	4300	4274	4294*	MINN WHEAT			
MAR	2850	2826	2836*	OATS				DEC	4930	4892	4894*
JULY	2880	2854	2854*	DEC	1854	1834	1846*	MAR	4984	4930	4960*
DEC	2700	2680	2680*	MAR	1922	1904	1922*	MAY	4870	4830	4830*
SOYBEANS				MAY	1954	1932	1954*	JULY	4600	4600	4600*
NOV	6596	6520	6526*	JULY	1950	1934	1942*	SEP	4330	4314	4320*
JAN	6702	6624	6632*	SOYBEAN MEAL				SOYBEAN OIL			
MAR	6792	6720	6724*	OCT	1963	1947	1950*	OCT	2715	2668	2668*
MAY	6846	6774	6780*	DEC	2004	1985	1987*	DEC	2734	2685	2687*
JULY	6894	6824	6826*	JAN	2022	2003	2004*	JAN	2739	2696	2696*
AUG	6850	6800	6800*	MAR	2040	2017	2020*	MAR	2760	2712	2713*
SEP	6730	6700	6650*	MAY	2045	2018	2021*	MAY	2770	2730	2730*
NOV	6642	6562	6564*	JULY	2060	2028	2029*	JULY	2780	2742	2742*
JAN	6710	6650	6650*	AUG	2055	2011	2011*	AUG	2785	2743	2743*
JULY	6790	6790	6790*	SEP	2040	2005	2005*	SEP	2775	2755	2755*

LIVE CATTLE				FREDER CATTLE				LIVE HOGS			
OCT	HIGH	LOW	LAST	OCT	HIGH	LOW	LAST	OCT	HIGH	LOW	LAST
OCT	6610	6560	6607*	OCT	6585	6542	6582*	OCT	4675	4610	4615*
DEC	6775	6727	6772*	NOV	6467	6432	6460*	DEC	4665	4550	4557*
FEB	6657	6630	6652*	JAN	6380	6315	6372*	FEB	4875	4810	4815*
APR	6660	6630	6655*	MAR	6227	6195	6225*	APR	4815	4765	4785*
JUN	6265	6235	6255*	APR	6195	6170	6172*	JUN	5275	5230	5245*
AUG	6147	6130	6140*	MAY	6145	6130	6135*	JULY	5232	5205	5215*
OCT	6215	6200	6205*	AUG	6230	6230	6230*	AUG	5110	5090	5102*
DEC				SEP	6230	6220	6220*	OCT	4685	4665	4685*

SWISS FRANC				CANADIAN DOLLAR				PORK BELLIES			
DEC	HIGH	LOW	LAST	DEC	HIGH	LOW	LAST	FEB	HIGH	LOW	LAST
DEC	8779	8709	8755*	DEC	7477	7445	7470*	FEB	6147	6015	6070*
MAR	8852	8786	8831*	MAR	7465	7433	7458*	MAR	6125	6000	6047*
JUN	8925	8900	8903*	JUN	7455	7428	7445*	MAY	6200	6105	6150*

DTN GRAINS 23 SOYBEANS NOV 95 CONTRACT HIGH: 6.724 LOW: 5.732



DTN GRAINS 25 SOYBEAN MEAL OCT 95 CONTRACT HIGH: 202.3 LOW: 166.0

