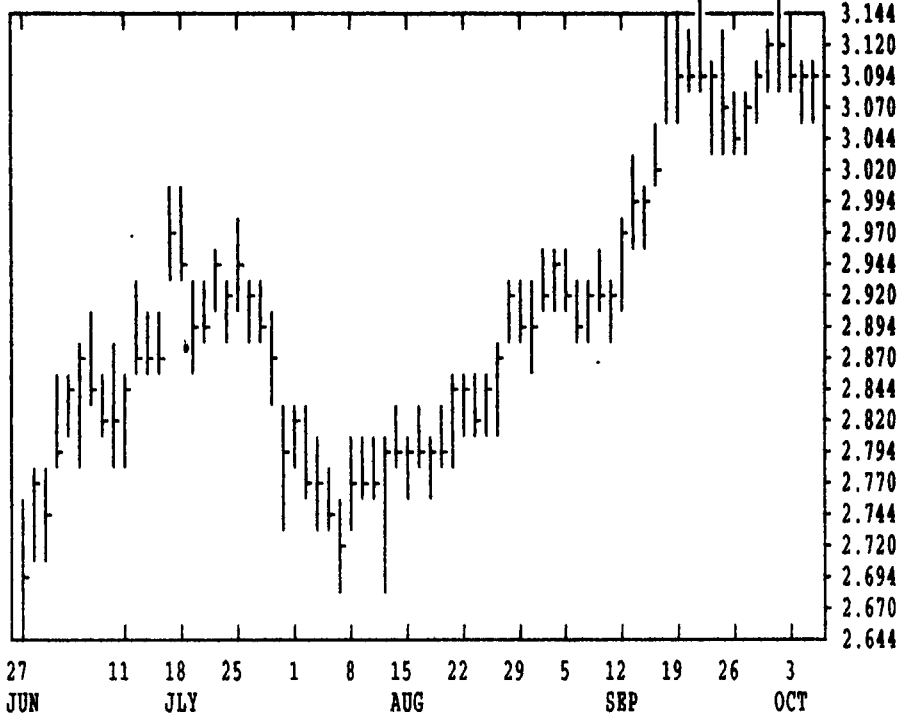


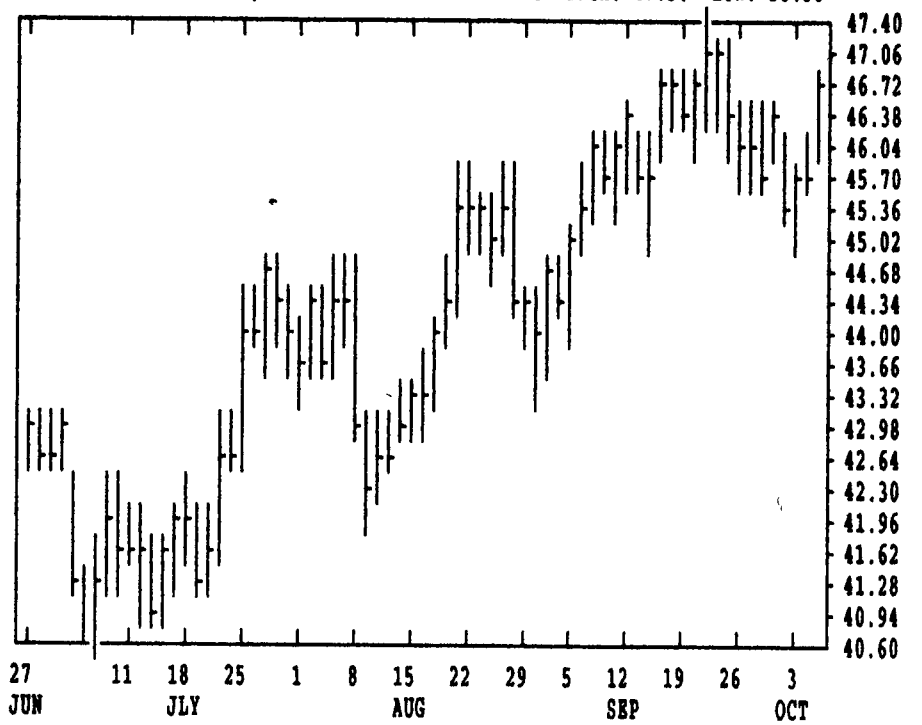
GRAIN, CATTLE AND HOG FUTURES MARKETS

(Closing bids: Thursday, October 5, 1995)

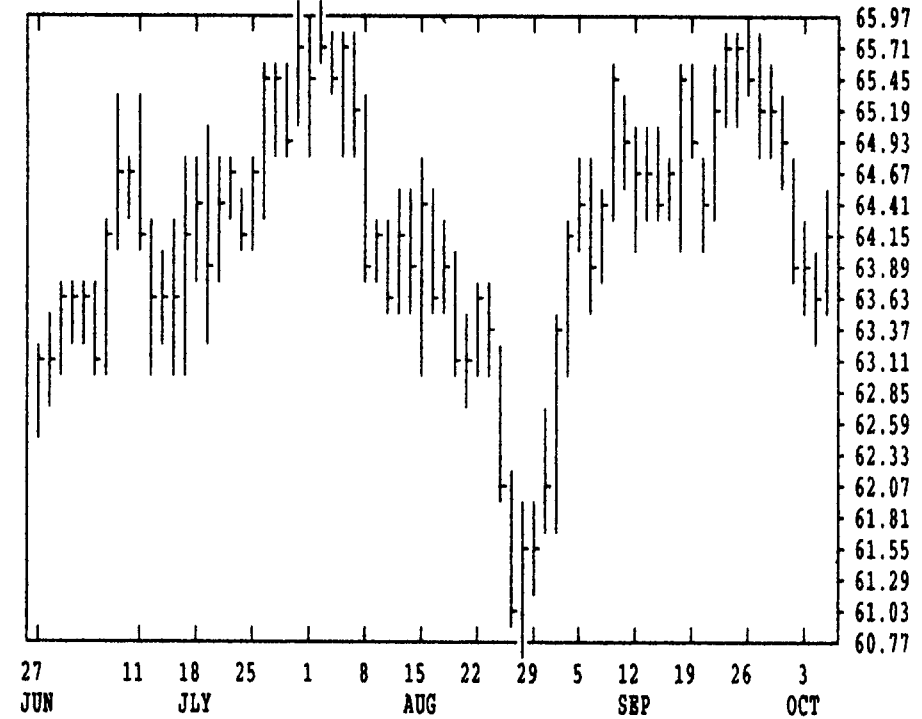
DTN GRAINS 18 CORN DEC 95 CONTRACT HIGH: 3.152 LOW: 2.354



DTN LIVESTOCK 18 HOGS, LIVE OCT 95 CONTRACT HIGH: 47.50 LOW: 38.30



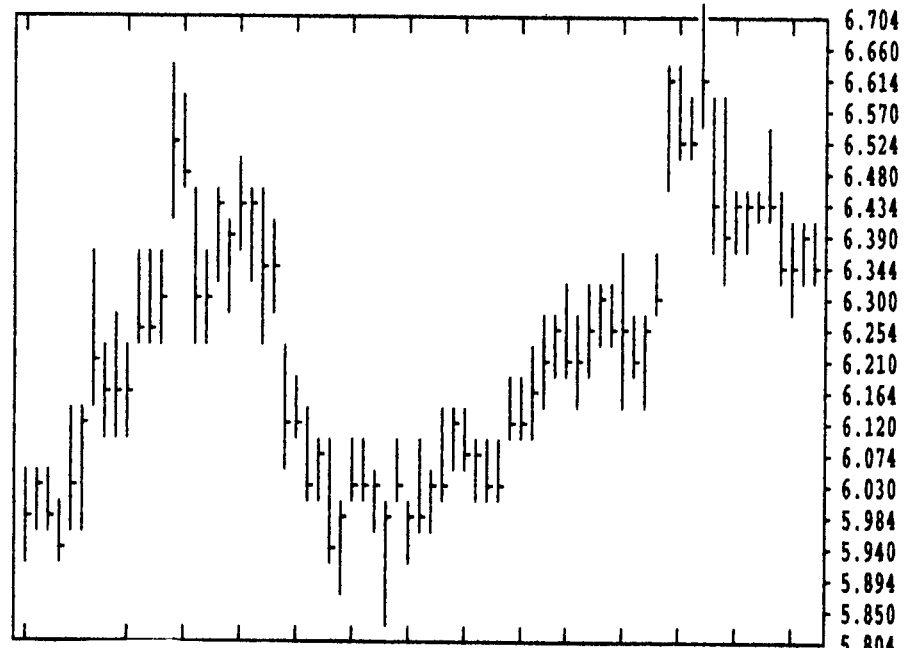
DTN LIVESTOCK 19 CATTLE, LIVE OCT 95 CONTRACT HIGH: 67.55 LOW: 60.25



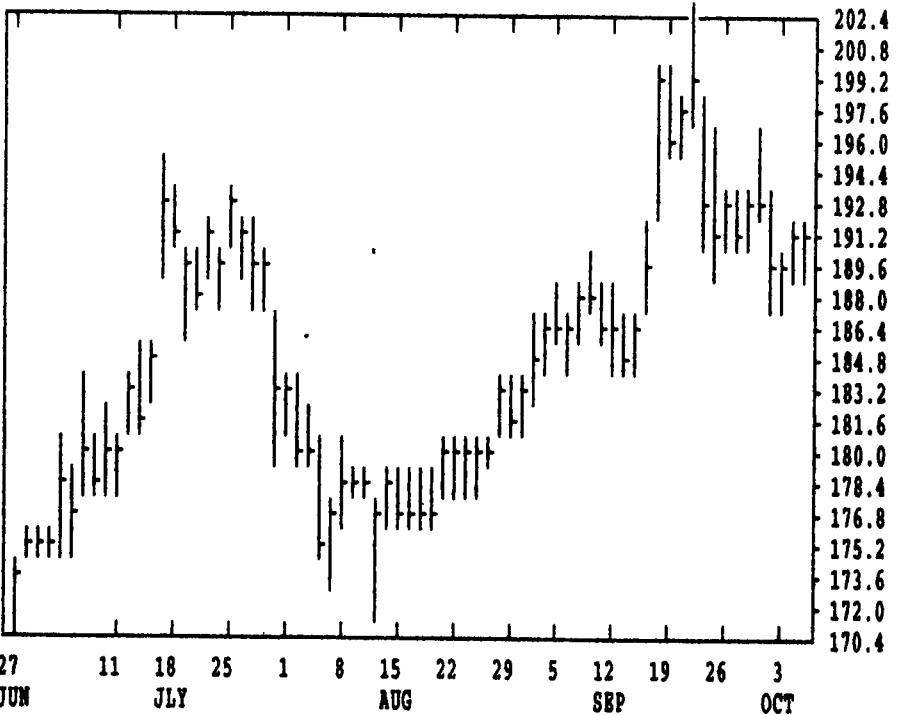
DTN FUTURES 14 10/05/95 TECHNICAL POINTS SLOW STOCHASTIC

	CONTRACT	CLOSE	MOVING AVERAGES				RSI'S			5 DAY 20 DAY			
			4-DAY	9-DAY	18-DAY	45-DAY	9DAY	14DAY	30DAY	%K	%D	%K	%D
WHEAT	DEC	479.00	485.62	484.19	483.26	464.75	46.0	51.8	56.0	42	64	70	74
WHEAT	MAR	488.00	494.31	491.83	488.81	466.31	50.9	56.2	58.9	44	65	82	84
KCWH	DEC	497.00	498.37	494.42	490.15	471.89	62.8	63.0	61.1	66	76	87	85
KCWH	MAR	494.00	496.88	492.75	487.85	466.67	61.7	63.5	62.2	64	75	88	88
MNWH	DEC	489.75	490.69	488.06	484.47	468.21	61.4	61.6	60.3	54	61	82	84
CORN	DEC	309.75	310.44	309.22	307.81	293.96	60.8	63.1	61.8	41	55	82	80
CORN	MAR	316.50	317.81	316.94	315.53	301.07	57.6	61.6	62.0	37	54	82	81
CORN	MAY	319.50	320.37	319.58	318.15	303.89	59.0	62.4	61.8	40	56	81	80
OATS	DEC	179.00	180.75	178.39	178.49	173.07	52.9	54.6	55.7	47	62	67	58
BEANS	NOV	637.00	637.12	640.64	641.87	623.23	47.3	51.2	53.3	25	24	37	43
BEANS	JAN	646.75	647.31	651.11	652.06	632.97	46.6	51.1	53.6	23	23	38	45
BEANS	MAR	656.50	656.75	660.36	661.22	642.20	47.2	51.7	54.0	26	25	39	46
MEAL	OCT	191.10	190.45	191.56	192.20	185.61	49.9	52.8	54.6	33	27	35	42
BNOIL	OCT	26.64	26.63	26.55	26.43	26.26	56.1	54.8	52.3	51	59	76	70
CATTLE	OCT	64.25	63.96	64.78	64.86	64.22	44.6	47.5	50.3	21	13	26	58
CATTLE	DEC	66.65	66.01	66.74	66.75	65.81	52.5	53.5	54.8	28	14	27	55
PCTL	OCT	65.15	64.76	64.66	64.76	65.03	60.6	55.6	51.1	58	53	48	51
HOGS	OCT	46.73	46.00	46.12	46.34	45.20	59.6	58.6	58.1	71	50	48	55
HOGS	DEC	46.83	46.03	46.19	46.26	45.22	60.4	59.4	58.2	64	45	53	60
PKBLS	FEB	60.00	60.26	60.50	59.65	57.17	52.7	55.7	57.3	50	54	73	74

DTN GRAINS 23 SOYBEANS NOV 95 CONTRACT HIGH: 6.724 LOW: 5.732



DTN GRAINS 25 SOYBEAN MEAL OCT 95 CONTRACT HIGH: 1889.0 LOW: 166.0



CORN				CHICAGO WHEAT				K.C. WHEAT						
	HIGH	LOW	LAST	CHG		HIGH	LOW	LAST	CHG		HIGH	LOW	LAST	CHG
DEC	3100	3064	3096*	+4	DEC	4864	4754	4790*	-64	DEC	4992	4920	4970*	-24
MAR	3170	3136	3164*	+2	MAR	4950	4844	4880*	-64	MAR	4974	4894	4940*	-40
MAY	3196	3162	3194*	+6	MAY	4594	4534	4554*	-34	MAY	4670	4640	4650*	-34
JUL	3190	3154	3180*	+2	JUL	4120	4064	4092*	-24	JUL	4230	4190	4214*	-14
SEP	2926	2906	2926*	+4	SEP	4112	4100	4112*	-32	SEP	4264	4250	4244*	-20
DEC	2774	2750	2760*	+2	DEC	4230	4220	4230*	-30	MINN WHEAT				
MAR	2840	2814	2830*	+6	OATS				DEC	4924	4856	4896*	-24	
JUL	2860	2840	2860*	+20	DEC	1794	1764	1790*	-6	MAR	4984	4924	4946*	-26
DEC	2690	2680	2690*	+10	MAR	1862	1840	1862*	-6	MAY	4854	4826	4840*	-40
SOYBEANS				MAY	1890	1874	1890*	-10	JUL	4570	4544	4560*	-24	
NOV	6384	6342	6370*	-12	JUL	1894	1884	1880*	-6	SEP	4300	4280	4280*	-20
JAN	6484	6444	6466*	-16	SOYBEAN MEAL				SOYBEAN OIL					
MAR	6576	6536	6564*	-10	OCT	1918	1899	1911*	-3	OCT	2675	2654	2664*	-5
MAY	6634	6600	6630*	0	DEC	1940	1926	1936*	-6	DEC	2687	2663	2676*	+4
JUL	6684	6644	6676*	-4	JAN	1954	1940	1948*	-8	JAN	2690	2667	2680*	+4
AUG	6654	6620	6654*	+4	MAR	1972	1959	1964*	-8	MAR	2696	2675	2688*	+7
SEP	6530	6522	6530*	+4	MAY	1978	1965	1970*	-12	MAY	2705	2680	2695*	+12
NOV	6480	6452	6466*	-10	JUL	1995	1983	1993*	-6	JUL	2707	2685	2698*	+13
JAN	6530	6520	6530*	0	AUG	1987	1983	1983*	-4	AUG	2707	2685	2697*	+15
JUL	6686	6686	6686*	0	SEP	1985	1975	1975*	-10	SEP	2695	2680	2687*	+14

LIVE CATTLE				FEBDER CATTLE				LIVE HOGS						
	HIGH	LOW	LAST	CHG		HIGH	LOW	LAST	CHG		HIGH	LOW	LAST	CHG
OCT	6442	6365	6425*	+52	OCT	6515	6450	6515*	+52	OCT	4680	4622	4672*	+77
DEC	6675	6570	6665*	+85	NOV	6520	6475	6517*	+55	DEC	4692	4617	4682*	+80
FEB	6595	6535	6575*	+37	JAN	6460	6390	6455*	+70	FEB	4875	4820	4845*	+17
APR	6622	6585	6617*	+27	MAR	6275	6240	6275*	+42	APR	4760	4727	4752*	+32
JUN	6237	6205	6225*	+27	APR	6215	6200	6210*	+30	JUN	5180	5157	5180*	+30
AUG	6125	6102	6110*	+15	MAY	6165	6150	6160*	+10	JUL	5160	5140	5150*	+15
OCT	6180	6160	6175*	+10	AUG	6230	6230	6230*	+15	AUG	4997	4955	4997*	+17
DEC					SEP	6230	6230	6230*	+15	OCT	4615	4550	4575*	-10
SWISS FRANC				CANADIAN DOLLAR				PORK BELLIES						
DEC	8839	8729	8828*	+100	DEC	7487	7468	7475*	-21	FEB	6085	5950	6000*	-42
MAR	8910	8820	8902*	+100	MAR	7472	7454	7461*	-21	MAR	6085	5955	6000*	-50
JUN	8975	8967	8974*	+100	JUN	7455	7436	7446*	-21	MAY	6080	6037	6045*	-80
BRITISH POUND				US DOLLAR INDEX				JULY 6270 6130 6245* -2						
DEC	15850	15790	15836*	+42	DEC	8442	8432	8438a	+27	AUG	6090	5920	6010*	+30
MAR	15820	15760	15806*	+42	MAR	8481	8449	8445a	+21	FEB				
JUN	15760	15740	15774*	+42										