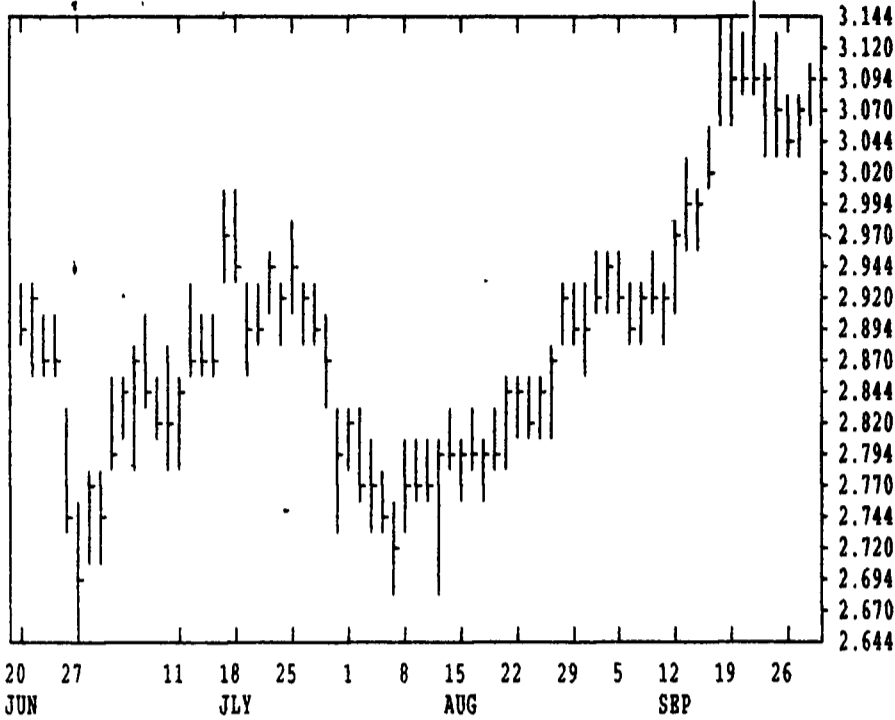


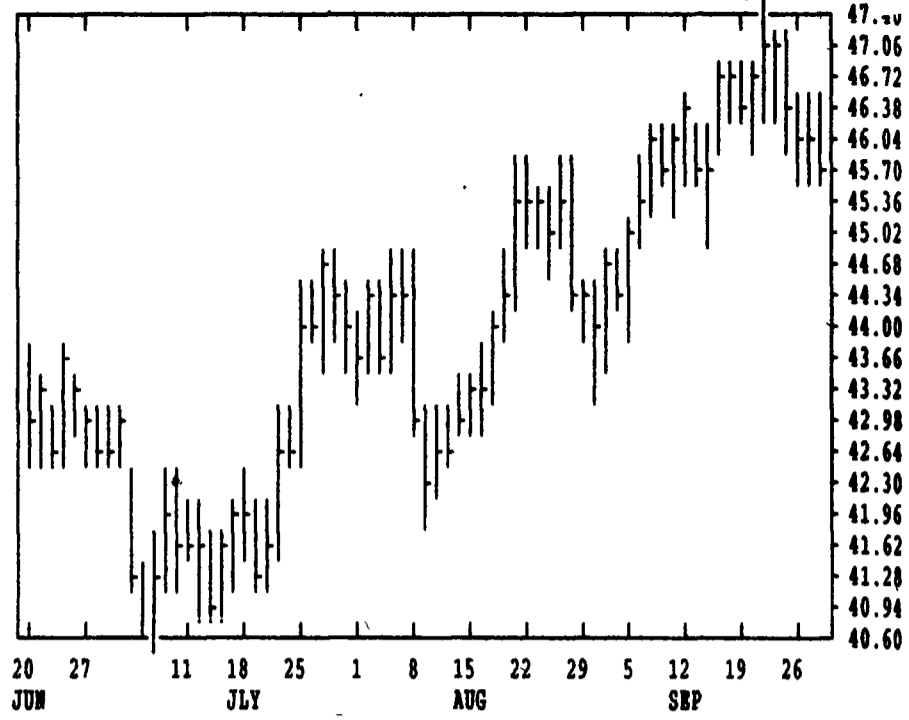
GRAIN, CATTLE AND HOG FUTURES MARKETS

(Closing bids: Thursday, September 28, 1995)

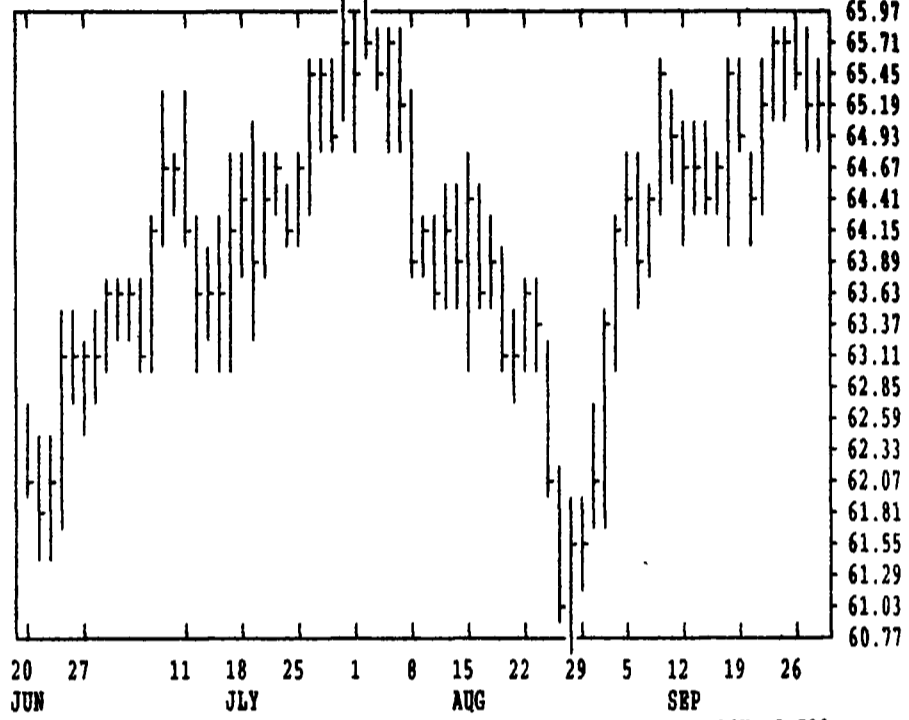
DTN GRAINS 18 CORN DEC 95 CONTRACT HIGH: 3.146 LOW: 2.354



DTN LIVESTOCK 18 HOGS, LIVE OCT 95 CONTRACT HIGH: 47.50 LOW: 38.30



DTN LIVESTOCK 19 CATTLE, LIVE OCT 95 CONTRACT HIGH: 67.55 LOW: 60.25

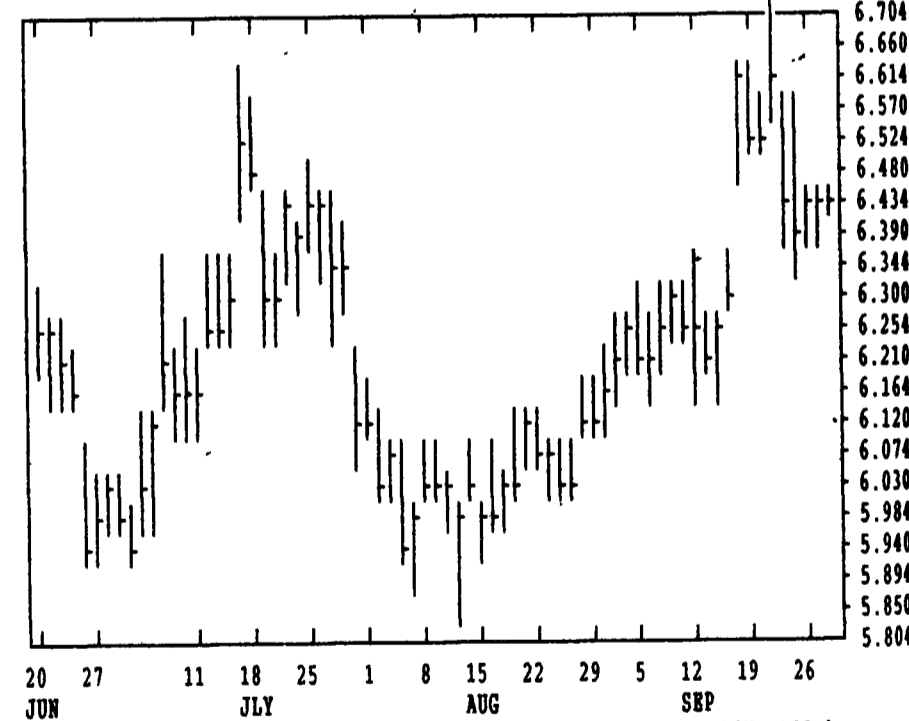


DTN FUTURES 14 09/28/95		TECHNICAL POINTS				SLOW STOCHASTIC						
PRICES ARE DECIMAL		MOVING AVERAGES				RSI'S						
CONTRACT	CLOSE	4-DAY	9-DAY	18-DAY	45-DAY	9DAY	14DAY	30DAY	%K	%D	%K	%D
WHEAT DEC	484.25	480.75	484.00	479.42	462.34	60.4	60.3	59.3	38	27	70	78
WHEAT MAR	491.75	487.19	489.22	482.07	462.40	67.2	65.6	62.2	47	33	76	82
KCWHT DEC	494.25	488.87	489.92	483.85	468.31	67.9	65.1	61.5	53	37	76	81
KCWHT MAR	492.50	487.06	487.94	479.97	462.11	70.5	67.7	63.3	53	33	79	83
MNWHT DEC	489.75	484.38	484.78	479.32	466.11	69.0	65.3	61.4	53	35	79	83
CORN DEC	309.25	307.37	309.50	302.81	290.98	66.0	66.1	62.4	38	32	75	81
CORN MAR	317.25	315.44	317.42	310.47	297.89	67.0	67.4	63.9	39	31	76	81
CORN MAY	319.75	318.12	319.78	313.21	300.77	67.1	67.4	63.6	40	32	75	80
OATS DEC	176.25	174.94	177.75	176.50	172.34	51.0	52.9	54.7	48	41	35	48
BEANS NOV	644.50	642.81	650.22	638.56	621.20	55.6	57.1	55.9	22	17	51	67
BEANS JAN	655.25	653.50	660.53	648.64	630.65	56.4	58.0	56.6	23	17	53	68
BEANS MAR	664.50	662.69	669.50	657.79	639.66	56.7	58.2	56.8	24	17	54	69
MEAL OCT	192.60	192.37	195.20	191.27	184.98	54.0	56.5	56.4	20	17	53	69
BNOIL OCT	26.55	26.40	26.51	26.21	26.26	57.5	54.9	51.8	46	31	52	58
CATTLE OCT	65.38	65.56	65.33	65.00	64.37	57.0	56.5	54.6	67	81	94	93
CATTLE DEC	67.10	67.49	67.13	66.80	65.77	56.5	58.5	57.7	69	84	92	92
PCTL SEP	65.48	65.35	65.04	65.19	65.43	61.1	55.5	50.5	90	85	72	65
HOGS OCT	45.88	46.19	46.56	46.25	45.01	45.3	51.5	55.7	24	31	71	83
HOGS DEC	46.08	46.25	46.42	46.11	45.07	50.7	54.7	56.6	25	37	75	85
PKBLS FEB	60.23	60.60	59.81	59.10	56.41	58.4	59.4	59.0	55	69	79	83

CORN				CHICAGO WHEAT				K.C. WHEAT						
HIGH	LOW	LAST	CHG	HIGH	LOW	LAST	CHG	HIGH	LOW	LAST	CHG			
DEC	3094	3074	3092*	+16	DEC	4850	4810	4842*	+36	DEC	4944	4900	4942*	+56
MAR	3174	3156	3172*	+14	MAR	4924	4884	4916*	+36	MAR	4930	4890	4924*	+40
MAY	3202	3186	3196*	+12	MAY	4594	4564	4592*	+30	MAY	4660	4634	4636*	+30
JLY	3194	3180	3190*	+10	JLY	4140	4074	4130*	+52	JLY	4250	4194	4244*	+76
SEP	2922	2912	2920*	+10	SEP	4150	4120	4150*	+50	SEP	4280	4230	4266*	+56
DEC	2746	2734	2734*	0	DEC	4250	4220	4250*	+50	MINN WHEAT				
MAR	2812	2804	2804*	+4	OATS				DEC	4900	4836	4896*	+56	
JLY					DEC	1764	1742	1762*	+16	MAR	4984	4924	4982*	+72
DEC	2650	2650	2650*	+4	MAR	1832	1812	1832*	+22	MAY	4920	4810	4920*	+130
SOYBEANS					MAY	1854	1854	1854*	+20	JLY	4610	4494	4610*	+140
NOV	6450	6424	6444*	+20	JLY	1856	1854	1856*	+16	SEP	4150	4150	4150*	+70
JAN	6556	6530	6552*	+16	SOYBEAN MEAL				SOYBEAN OIL					
MAR	6650	6624	6644*	+16	OCT	1930	1918	1926*	+5	OCT	2661	2648	2655*	+12
MAY	6700	6684	6694*	+14	DEC	1971	1959	1964*	+2	DEC	2675	2660	2667*	+9
JLY	6752	6724	6744*	+20	JAN	1984	1972	1977*	+5	JAN	2681	2669	2675*	+9
AUG	6720	6710	6720*	+24	MAR	2002	1989	1991*	+3	MAR	2690	2680	2684*	+10
SEP	6550	6550	6550*	-4	MAY	1995	1987	1991*	+1	MAY	2700	2690	2695*	+8
NOV	6494	6474	6482*	-2	JLY	2010	1995	1998*	-4	JLY	2705	2695	2695*	+3
JAN					AUG	1998	1980	1980*	0	AUG	2702	2693	2695*	+3
JLY	6700	6700	6700*	0	SEP	1995	1970	1970*	-10	SEP	2694	2685	2687*	0

LIVE CATTLE				FEEDER CATTLE				LIVE HOGS						
HIGH	LOW	LAST	CHG	HIGH	LOW	LAST	CHG	HIGH	LOW	LAST	CHG			
OCT	6547	6507	6537*	+2	SEP	6550	6535	6547*	+12	OCT	4642	4585	4587*	-32
DEC	6732	6695	6710*	-22	OCT	6490	6450	6482*	+12	DEC	4655	4597	4607*	-17
FEB	6617	6582	6610*	0	NOV	6515	6480	6500*	0	FEB	4895	4850	4875*	+20
APR	6645	6617	6640*	+2	JAN	6440	6402	6420*	-2	APR	4795	4747	4775*	+25
JUN	6250	6222	6230*	+2	MAR	6300	6280	6290*	-10	JUN	5235	5185	5225*	0
AUG	6130	6115	6115*	-5	APR	6250	6230	6235*	0	JLY	5195	5145	5182*	+12
OCT	6195	6185	6190*	+2	MAY	6190	6165	6170*	-5	AUG	5020	4955	5015*	+27
DEC					AUG	6255	6255	6255*	-5	OCT	4615	4590	4610*	+12

DTN GRAINS 23 SOYBEANS NOV 95 CONTRACT HIGH: 6.724 LOW: 5.732



DTN GRAINS 25 SOYBEAN MEAL OCT 95 CONTRACT HIGH: 202.3 LOW: 166.0

