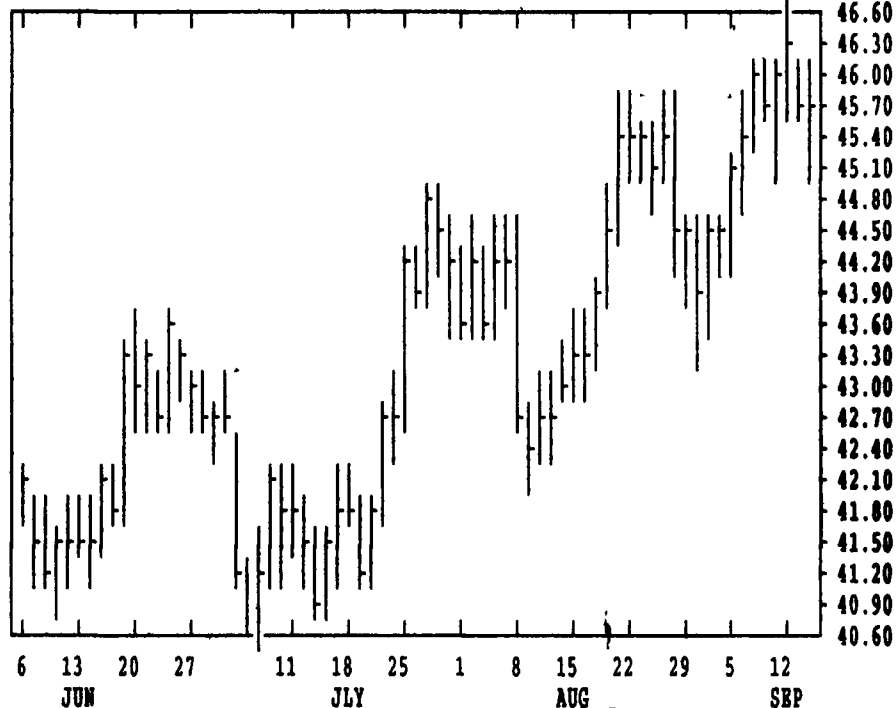
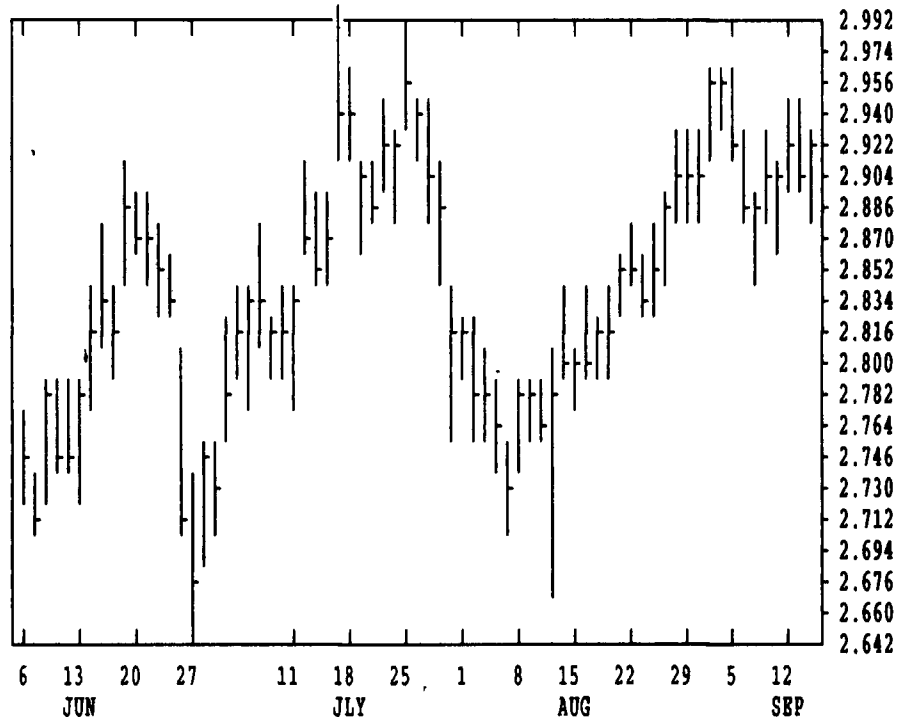


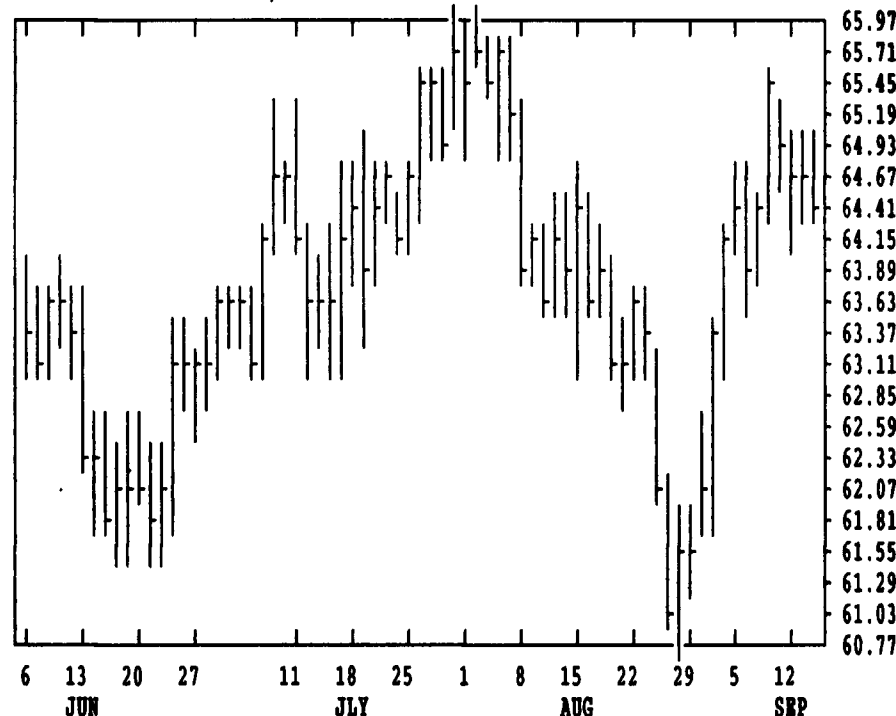
GRAIN, CATTLE AND HOG FUTURES MARKETS

(Closing bids: Thursday, September 14, 1995)

DTN GRAINS 18 CORN SEP 95 CONTRACT HIGH: 2.994 LOW: 2.380



DTN LIVESTOCK 19 CATTLE, LIVE OCT 95 CONTRACT HIGH: 67.55 LOW: 60.25

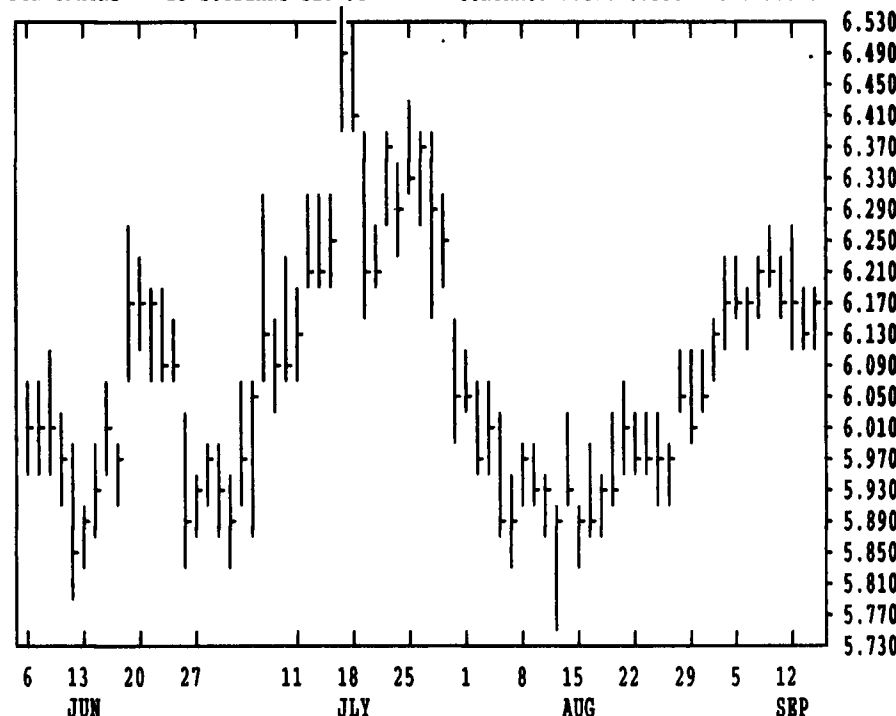


DTN FUTURES 14 09/13/95		TECHNICAL POINTS				SLOW STOCHASTIC						
PRICES ARE DECIMAL		MOVING AVERAGES		RSI'S		5 DAY		20 DAY				
CONTRACT	CLOSE	4-DAY	9-DAY	18-DAY	45-DAY	9DAY	14DAY	30DAY	%K	%D	%K	%D
WHEAT SEP	460.50	461.87	457.97	447.04	446.74	59.1	58.3	57.5	52	63	85	89
WHEAT DEC	475.00	476.19	471.78	460.87	457.48	61.0	60.0	58.7	54	62	85	89
KCWHT SEP	467.00	468.75	466.89	462.44	464.65	53.3	53.4	55.1	41	55	81	80
KCWHT DEC	478.00	478.44	475.50	466.93	463.79	60.9	59.5	58.5	51	60	85	89
MNWHHT SEP	466.00	465.50	461.67	458.46	463.69	57.4	55.3	55.5	47	60	80	71
CORN SEP	291.00	291.06	292.03	289.74	286.89	55.1	56.0	55.8	57	52	74	80
CORN DEC	299.50	296.06	294.39	290.26	287.06	75.1	69.0	61.0	80	73	92	91
CORN MAR	307.25	303.50	301.72	297.28	293.12	78.2	71.7	62.8	84	77	93	92
OATS SEP	170.00	169.06	167.69	166.36	165.46	61.9	59.2	56.7	85	75	77	69
BEANS SEP	614.00	618.69	618.06	609.28	611.26	53.5	54.1	52.5	42	63	89	92
BEANS NOV	622.50	627.00	625.94	617.93	619.19	54.0	54.4	52.6	45	63	87	90
BEANS JAN	632.00	636.75	635.75	627.62	627.53	53.9	54.8	53.1	46	63	87	91
MEAL SEP	184.30	185.58	185.50	182.04	181.93	57.2	57.5	54.9	33	58	89	94
BNOIL SEP	25.88	26.01	26.04	26.14	26.57	38.9	41.2	45.8	52	46	21	20
CATTLE OCT	64.73	64.93	64.48	63.49	64.16	58.8	56.1	53.5	55	72	89	84
CATTLE DEC	66.78	66.77	66.25	65.37	65.25	70.5	65.6	59.4	86	90	96	94
PCTL SEP	65.45	65.63	65.17	64.85	65.49	56.5	52.8	50.0	75	82	77	64
HOGS OCT	45.80	46.04	45.57	45.27	43.98	59.1	59.5	58.2	77	86	92	89
HOGS DEC	45.78	45.91	45.41	45.10	44.24	63.2	61.3	58.1	82	89	91	86
PKBLS FEB	57.63	58.58	58.21	57.37	54.19	52.5	55.7	56.7	66	73	84	86

CORN				CHICAGO WHEAT				K.C. WHEAT			
SEP	HIGH	LOW	LAST CHG	SEP	HIGH	LOW	LAST CHG	SEP	HIGH	LOW	LAST CHG
SEP	2930	2896	2926* +16	SEP	4660	4570	4614* +10	SEP	4720	4690	4700* +30
DEC	3000	2974	2996* +2	DEC	4810	4714	4760* +10	DEC	4822	4750	4796* +16
MAR	3076	3050	3074* +2	MAR	4834	4744	4792* +20	MAR	4792	4710	4754* +24
MAY	3112	3090	3110* +4	MAY	4424	4366	4410* +32	MAY	4480	4400	4450* +20
JULY	3106	3082	3104* +4	JULY	3974	3914	3966* +30	JULY	4034	4000	4020* +2
SEP	2884	2870	2884* -2	DEC	4100	4080	4100* +20	MINN WHEAT			
DEC	2740	2730	2734* -4	OATS				SEP	4660	4650	4650* -10
JULY				SEP	1704	1700	1702* +2	DEC	4800	4704	4752* +12
DEC	2670	2670	2670* +20	DEC	1760	1746	1756* -4	MAR	4860	4770	4830* +14
SOYBEANS				MAR	1822	1806	1820* -4	MAY	4670	4620	4640* +14
SEP	6174	6124	6172* +32	MAY	1830	1830	1830* -6	JULY	4390	4370	4360* 0
NOV	6260	6190	6256* +32	SOYBEAN MEAL				SOYBEAN OIL			
JAN	6356	6290	6352* +32	SEP	1853	1834	1853* +10	SEP	2593	2570	2589* +1
MAR	6454	6380	6452* +34	OCT	1870	1847	1869* +16	OCT	2594	2568	2586* 0
MAY	6520	6460	6520* +26	DEC	1908	1886	1907* +14	DEC	2594	2568	2584* +1
JULY	6570	6504	6570* +30	JAN	1917	1900	1917* +11	JAN	2600	2577	2592* 0
AUG	6544	6544	6544* +30	MAR	1936	1918	1935* +8	MAR	2610	2590	2603* +1
SEP	6480	6440	6450* +10	MAY	1938	1920	1936* +6	MAY	2620	2602	2614* -1
NOV	6430	6396	6424* 0	JULY	1960	1938	1960* +8	JULY	2625	2608	2618* 0
JULY	6550	6550	6614* 0	AUG	1945	1940	1945* 0	AUG	2623	2617	2618* -2

LIVE CATTLE				FEEDER CATTLE				LIVE HOGS			
OCT	HIGH	LOW	LAST CHG	SEP	HIGH	LOW	LAST CHG	OCT	HIGH	LOW	LAST CHG
OCT	6495	6445	6457* -15	SEP	6552	6525	6530* -15	OCT	4605	4525	4585* +5
DEC	6680	6630	6657* -20	OCT	6515	6475	6482* -25	DEC	4600	4535	4595* +17
FEB	6580	6540	6552* -25	NOV	6565	6520	6542* -15	FEB	4740	4675	4735* +45
APR	6620	6590	6610* -12	JAN	6522	6480	6480* -25	APR	4625	4577	4625* +32
JUN	6222	6200	6212* -2	MAR	6360	6335	6335* -15	JUN	5070	5020	5065* +30
AUG	6117	6100	6100* -10	APR	6315	6295	6297* -12	JULY	5025	4975	5017* +32
OCT	6195	6185	6185* -15	MAY	6285	6270	6272* -12	AUG	4835	4770	4815* +25
DEC				AUG	6297	6297	6295* 0	OCT	4450	4365	4400* +32

DTN GRAINS 23 SOYBEANS SEP 95 CONTRACT HIGH: 6.550 LOW: 5.646



DTN GRAINS 25 SOYBEAN MEAL SEP 95 CONTRACT HIGH: 192.5 LOW: 164.0

