

THOMPSON MOTORS INC.
 Repairable Vehicles Bought & Sold
 Springtown, PA 610-346-8588

30 FLOOD CARS IN STOCK, MOST RUN & DRIVE


- 88 Ford Super Duty Rollback.....\$13,500
- 90 Chevy S10 Blazer, side damage.....\$3,900
- 88 Jeep Wrangler, front.....\$4,500
- 90 Isuzu Amigo, front.....\$2,500
- 91 Ford F150, rear damage.....\$3,500
- 90 Chevy S10, ext. cab, Rec. theft.....\$3,500
- 94 GMC Jimmy, flood.....\$10,500
- 92 Ford pickup, flood.....\$10,500
- 94 Dodge Caravan, flood.....\$10,500

TRUCKCRAFT




PICKUP INSERT DUMPER
 For FREE brochure, call toll free 24 hr.
 1-800-755-3867


TRIANGLE MOTOR SALES
 2730 S. Queen St.
 York, PA
717-741-3144




1995 Dodge D2500 4x4 Longbed Pickup, Blue, V-10, SLT Laramie, 3/4 Ton, Automatic, Air, PS, PB, PW, PDL, Cruise, Tilt, Factory Cassette, Alloys w/31" RWL Tires, Only 16,000 Original Miles **\$24,995**




1990 Ford F150 Longbed, Blue/White, 5.0 Liter V8, 4x4, 5 Speed, AC, XLT Lariat, Fully Loaded, Local Trade with 43,000 Miles **\$12,995**




1991 Ford Bronco XLT, 2 Tone Blue, V8, Automatic, Air, 4x4, PS, PB, PW, PDL, Cruise, Tilt, Cass, Factory Alloys, RWL Tires, Local Trade w/67,000 Miles **\$14,995**




1991 Ford Explorer XLT, 4 Door, 2 Tone Blue, 4.0 Liter V6, Automatic, Air, Pushbutton 4x4 w/Automatic Hubs, PS, PB, PW, PDL, CC, Tilt, Cass, Factory Alloys, Local 1 Owner w/53,000 Miles **\$15,995**




1990 XL Super Duty 450
 Diesel, Air-Conditioning, 5 Speed, 1 Driver
 Asking \$10,000



1980 S1724 International Dump
 5-2, Air Brakes, NY State Inspection



1985 F700 Ford
 5-2, 18' Stake Rack, Hydraulic Tailgate
 Asking \$6,500



International 500C Dozer
 6-Way, 90% Undercarriage,
 Asking \$10,000

GOODRICH IMPLEMENT, INC.

745 Harry L. Drive
 JOHNSON CITY, N.Y. 13790
 607-729-6161

TRY US! KELLER BROS. RD 7, Box 405
 Lebanon, PA 17042
 717-949-2000



4x4




1995 SUPER DUTY 10' DUMP 4x4, 7.3L Power Stroke, Turbo Diesel, 5-Spd, Air, 15,000 GVWR


4x4




1995 F350 8' DUMP 4x4, 7.3L Power Stroke Turbo Diesel, 5-Spd, Limited Slip Rear Axle, 11,000 GVWR




**1995 F-SUPER DUTY CHASSIS CAB, 137" & 161" Wheel Base, 7.3L Power Stroke Turbo Diesel, 5-Spd., 15,000 GVWR
 3 To Choose From!**



1995 F-SUPER DUTY 12' STAKE BODY DUMP, 7.3L Power Stroke Turbo Diesel, Automatic & 5-Spds. Available! 15,000 GVWR



1995 F-SUPER DUTY 8' DUMP, w/Rev. Pack Tool Boxes, 7.3L, Power Stroke Turbo Diesel, 5-Spd., 15,000 GVWR




1995 F-SUPER DUTY DUMP, 7.3L Power Stroke Turbo Diesel, 15,000 GVWR, 8' & 10' Bodies Available


Keystone Peterbilt, Inc.
 1467 Manheim Pike • P.O. Box 4396 • Lancaster, PA 17604

1-800-243-2458  717-299-6630


See Our DISPLAY at the GRATZ FAIR Sept 17-23




1990 L.H.C. 8200-3406-350 Eng.; RTX 14609B Eng.; DS402 Air Ride Susps.



1987 PETERBILT 362-110"; 3406B-350 Eng.; RTO14613 Trans; DS402-3.70 R. Axle; Peter Air Leaf Susp.




1989 PETERBILT; 379 490,000 approx miles, 63" Low Sleeper, 127" BBC; 3406 Eng (425) @ 2100, 425 HP, Jacobs Brake; RTO14715 Trans, 15 Spd, Rebuilt, R Axle: DS402, 40,000 Lb 3.70 Ratio




1991 PETERBILT 377-Non; 3176-325 Eng; RTO12609B Trans; DS402 - 4.33 R Axle; Pete Air Leaf Susp.

1989 PETERBILT MODEL 379
 with 36" Walk-in Sleeper, Long Hood, Cummins Big Cam 4 350 H.P.; RT014613 Speed Transmission, Sq. 100 Rear Axle 3.73 Ratio.



1990 PETERBILT - 379-48"; 3406B-350 Eng, RTO14609B Trans, DS402-4.11 R Axle, Pete Low Air Susp




1988 Freightliner, FLC11264T; 3306-300 Eng; 9 Spd. Trans.; DS402-3.90 R. Axle; 4 Spring Susp


1995 MODEL 330 MEDIUM DUTY PETERBILT
 Engine Cat 3116 230 HP, Transmission Fuller FS6306A, 6 Speed, Rear Axle Eaton 21065S 21,000 Front Axle Eaton EFA 12F4 12,000 Wheel Base 190 Cab to Axle 120 Cab to End of Frame 195 33,000 GVW



Also Available @ 26,000 GVW



1985 FORD - LN8000, 3406-350 Eng; 15 Speed Trans, DS401 40,000 Lb. R. Axle, Air Ride Susp.



1991 PETERBILT 379-36" 3406A-425 Eng., RTO14609B Trans; DS402-4.11 R. Axle; Peter Air Leaf Susp.