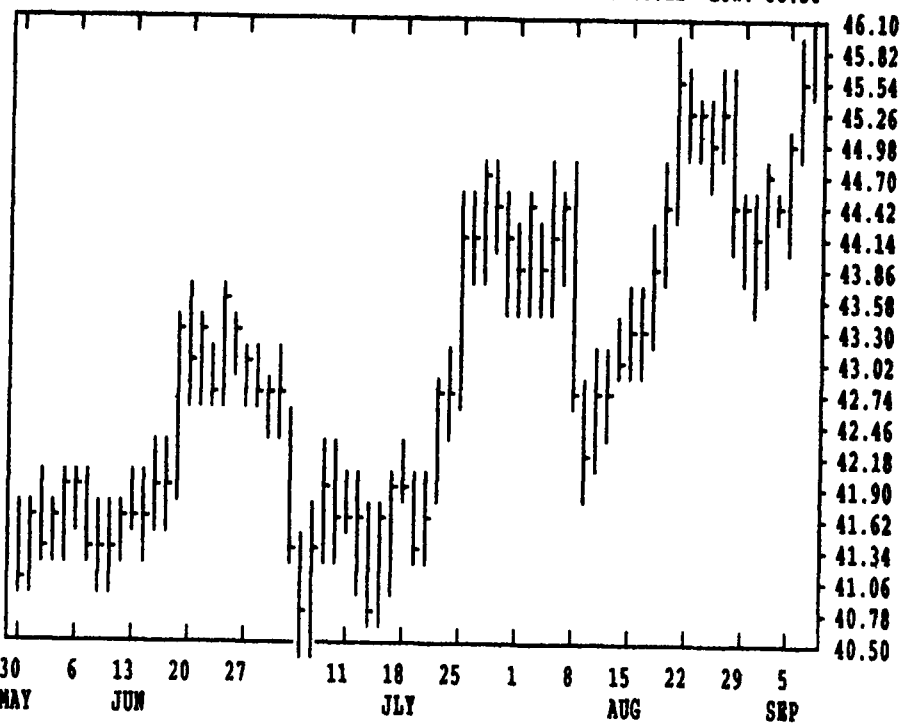


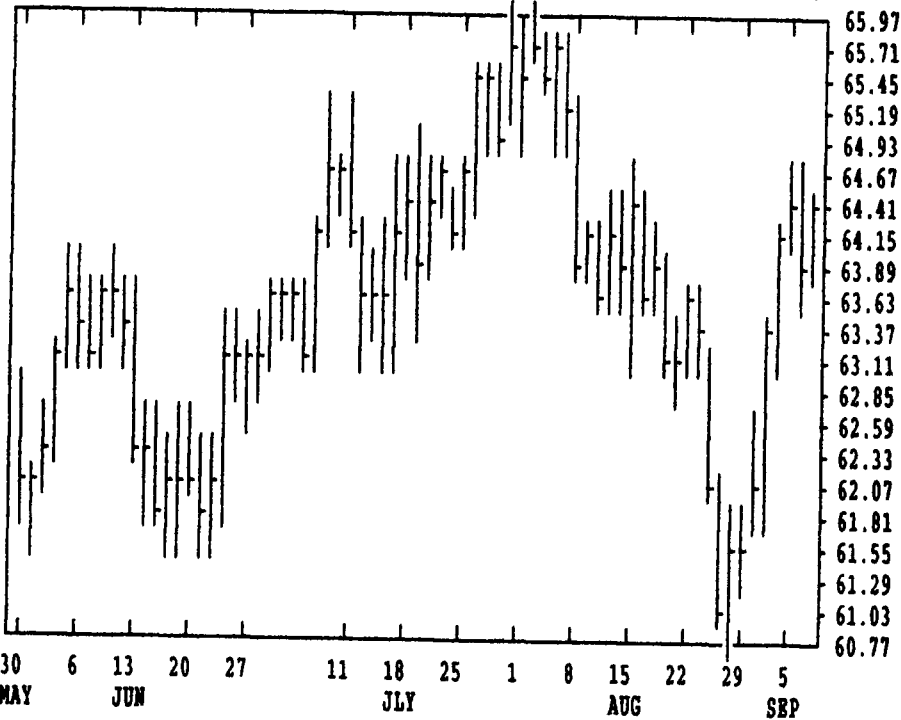
GRAIN, CATTLE AND HOG FUTURES MARKETS

(Closing bids: Thursday, September 7, 1995)

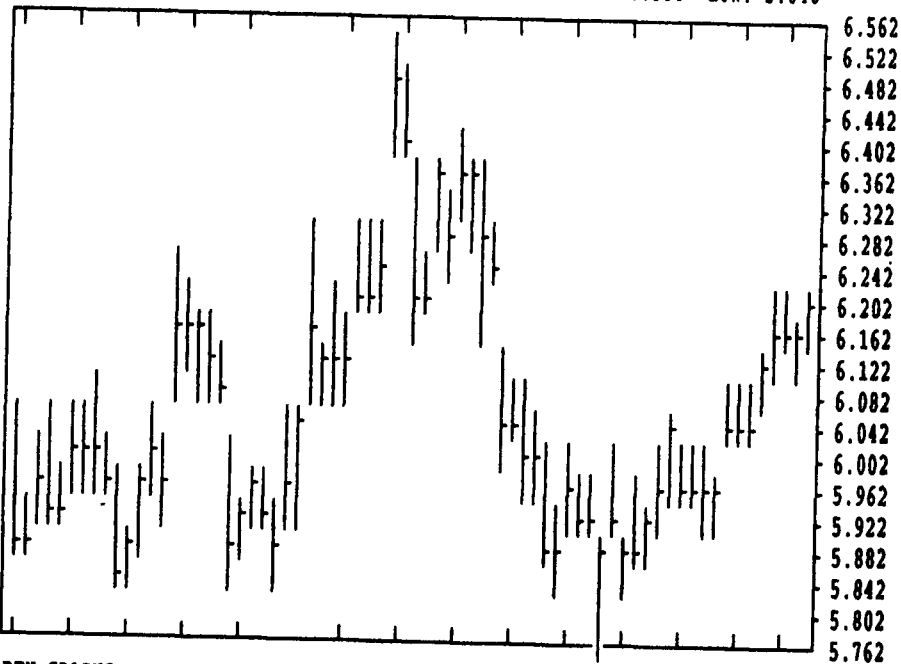
DTN LIVESTOCK 18 HOGS, LIVE OCT 95 CONTRACT HIGH: 46.12 LOW: 38.30



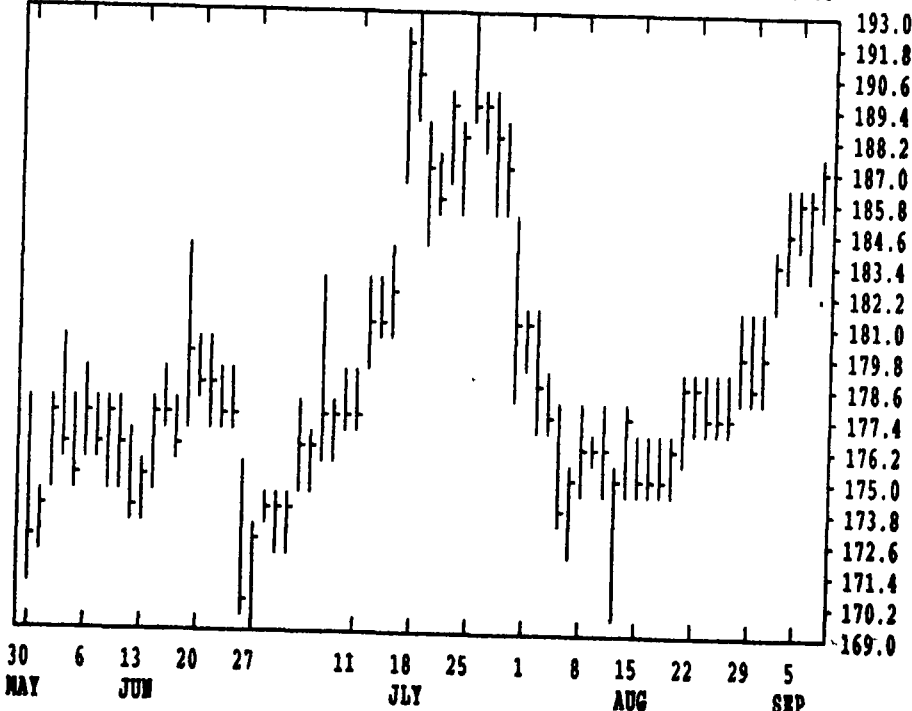
DTN LIVESTOCK 19 CATTLE, LIVE OCT 95 CONTRACT HIGH: 67.55 LOW: 60.25



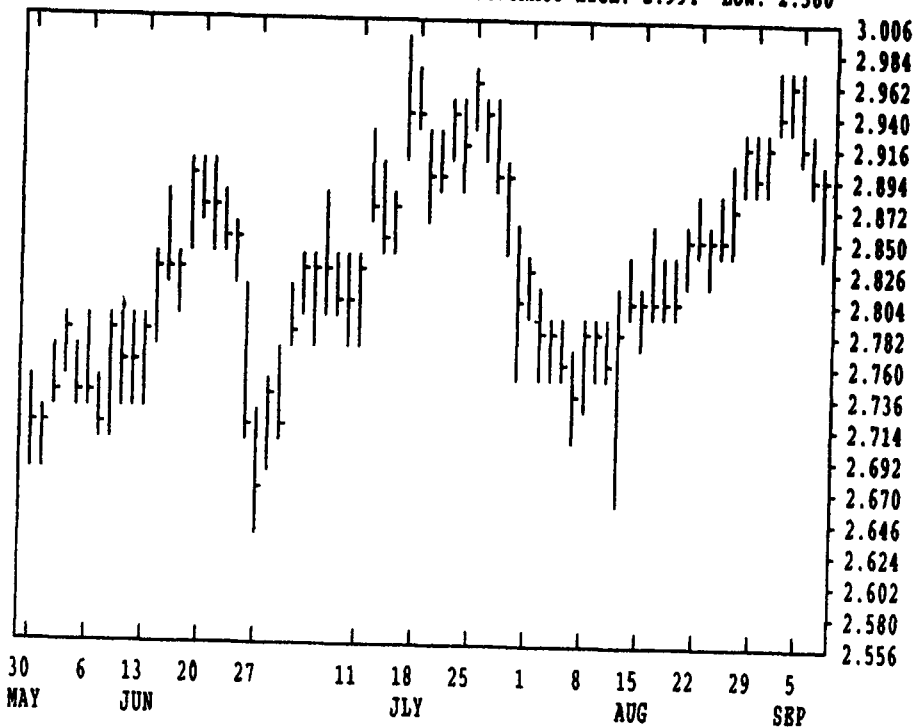
DTN GRAINS 23 SOYBEANS SEP 95 CONTRACT HIGH: 6.550 LOW: 5.646



DTN GRAINS 25 SOYBEAN MEAL SEP 95 CONTRACT HIGH: 192.5 LOW: 164.0



DTN GRAINS 18 CORN SEP 95 CONTRACT HIGH: 2.994 LOW: 2.380



DTN FUTURES 14 09/07/95		TECHNICAL POINTS				SLOW STOCHASTIC						
PRICES ARE DECIMAL		MOVING AVERAGES				RSI'S						
CONTRACT	CLOSE	4-DAY	9-DAY	18-DAY	45-DAY	9DAY	14DAY	30DAY	%K	%D	%K	%D
WHEAT SEP	470.00	456.25	446.92	439.81	443.29	76.3	68.2	61.6	93	88	94	74
WHEAT DEC	482.50	469.62	460.67	452.92	453.63	76.8	68.8	62.3	91	87	94	79
KCWHT SEP	474.00	465.87	462.11	459.04	462.19	64.9	59.8	57.9	87	76	78	67
KCWHT DEC	482.50	474.12	467.28	460.50	460.77	73.6	66.1	61.0	88	87	94	83
MNWHT SEP	473.00	460.00	459.50	453.10	461.84	66.2	60.3	57.7	68	46	62	59
CORN SEP	289.75	292.12	291.83	287.57	286.13	53.1	54.8	55.1	33	56	87	93
CORN DEC	293.25	292.87	291.58	286.71	285.99	65.0	61.6	57.1	55	69	93	93
CORN MAR	300.50	300.12	298.78	293.39	291.88	66.7	63.5	58.5	59	72	93	94
OATS SEP	167.00	166.19	167.33	164.04	164.18	55.6	54.9	54.8	30	35	67	68
BEANS SEP	622.00	618.56	611.17	603.35	610.78	74.0	64.3	55.7	82	83	94	90
BEANS NOV	628.00	625.62	619.64	612.22	618.48	70.6	62.3	55.0	72	76	93	89
BEANS JAN	638.25	635.56	629.39	621.85	626.52	72.7	63.9	55.8	76	78	93	90
MEAL SEP	186.80	186.00	182.79	179.86	181.24	76.1	67.5	58.4	94	94	97	91
BNOIL SEP	25.97	26.02	26.07	26.20	26.73	39.5	41.7	46.3	18	27	23	28
CATTLE OCT	64.55	64.31	63.03	63.29	64.13	61.5	56.8	53.3	90	93	73	48
CATTLE DEC	66.10	65.96	65.08	65.00	64.97	66.3	61.6	56.9	90	93	90	65
FCTL SEP	64.85	64.93	64.36	64.90	65.54	49.2	47.0	47.2	81	88	46	31
HOGS OCT	46.05	45.33	44.95	44.71	43.60	69.4	65.1	60.1	93	77	81	71
HOGS DEC	45.65	45.18	44.77	44.65	43.95	66.7	62.4	58.0	94	83	74	60
PKBLS FEB	57.20	58.08	57.63	56.23	53.46	55.0	57.5	57.1	67	75	84	80

CORN				CHICAGO WHEAT				K.C. WHEAT				
SEP	HIGH	LOW	LAST CHG	SEP	HIGH	LOW	LAST CHG	SEP	HIGH	LOW	LAST CHG	
SEP	2900	2854	2896* +2	SEP	4700	4582	4700*+144	SEP	4740	4660	4740*+100	
DEC	2934	2896	2932* +22	DEC	4830	4714	4824*+134	DEC	4840	4760	4824* +90	
MAR	3006	2966	3004* +22	MAR	4810	4692	4794*+126	MAR	4774	4684	4760*+106	
MAY	3040	3002	3036* +22	MAY	4400	4294	4396*+112	MAY	4460	4380	4456*+122	
JLY	3040	3002	3036* +22	JLY	3954	3894	3952* +72	JLY	4030	3950	4024* +80	
SEP	2826	2806	2826* +4	DEC	4080	4020	4080* +60	MINN WHEAT				
DEC	2666	2654	2656* -4	OATS				SEP	4730	4604	4730*+160	
JLY					SEP	1670	1660	1670* +24	DEC	4820	4730	4794* +90
DEC	2620	2620	2620* -10	DEC	1746	1722	1744* +24	MAR	4870	4800	4846* +66	
				MAR	1810	1792	1810* +26	MAY	4684	4650	4684* +64	
				MAY	1826	1810	1826* +24	JLY	4480	4320	4420*+140	
				SOYBEANS				SOYBEAN MEAL				
SEP	6220	6170	6220* +50	SEP	1869	1855	1868* +10	SEP	2601	2585	2597* +5	
NOV	6290	6234	6280* +36	OCT	1883	1867	1881* +12	OCT	2598	2582	2591* +5	
JAN	6386	6336	6382* +40	DEC	1922	1900	1917* +17	DEC	2595	2576	2590* +12	
MAR	6486	6434	6474* +34	JAN	1929	1910	1927* +17	JAN	2602	2587	2596* +7	
MAY	6550	6500	6550* +54	MAR	1948	1925	1942* +19	MAR	2613	2597	2612* +12	
JLY	6604	6556	6596* +32	MAY	1945	1929	1945* +17	MAY	2622	2610	2620* +11	
AUG	6540	6540	6540* +20	JLY	1970	1950	1967* +17	JLY	2625	2612	2623* +12	
SEP	6384	6390	6430* +14	AUG	1950	1950	1955* 0	AUG	2625	2616	2624* +11	
NOV	6390	6354	6376* +10									
JLY	6560	6560	6560* 0									

LIVE CATTLE				FREDER CATTLE				LIVE HOGS			
OCT	HIGH	LOW	LAST CHG	SEP	HIGH	LOW	LAST CHG	OCT	HIGH	LOW	LAST CHG
OCT	6460	6397	6455* +52	SEP	6512	6477	6485* -15	OCT	4612	4552	4605* +45
DEC	6620	6570	6610* +27	OCT	6495	6450	6460* -12	DEC	4585	4510	4565* +25
FEB	6560	6530	6552* +7	NOV	6532	6495	6507* -2	FEB	4630	4580	4610* +12
APR	6617	6590	6617* +15	JAN	6495	6465	6465* -5	APR	4490	4455	4472* +10
JUN	6217	6187	6202* +7	MAR	6370	6335	6335* -5	JUN	4935	4900	4930* +2
AUG	6117	6085	6095* +10	APR	6315	6297	6297* +5	JLY	4890	4850	4870* -2
OCT	6210	6190	6190* +10	MAY	6270	6270	6270* +10	AUG	4680	4660	4680* 0
								OCT	4277	4245	4260* 0