


40' Fabtek man lift w/rotating basket.....\$5600
717/529-2512
 No Sunday Calls




3940 John Deere silage chopper. 2 row 30" corn head & windrow head. Electric controls like new cond. \$5500.00 Felton De. Call anytime. (302) 284-8774.

BRILLION SS-8 SURE STAND GRASS SEEDER

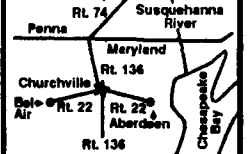
Pull-Type w/Hyd. Lift
 Double Boxes & Acre Meter
 - LIKE NEW -

\$3,900

WALTER G. COALE, INC.



2849-53 Churchville Rd.
 Churchville, MD
410-838-6470
410-879-1491
 Call Walter, Jeff, Dave or Ray
 MD. Toll Free...1-800-286-8292

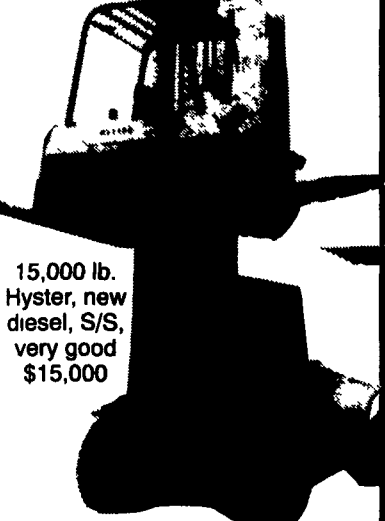


NEED A LIFT?

6,000 lb. A/C Dual Wheel
 Very Good Cond.
\$6,500

6000 Lb.
 Towmotor
 Old But "Strong"
\$2,500

5,000 Lb. Clark
 L.P.G. Excellent
 Cond.
\$4,500



15,000 lb. Hyster, new diesel, S/S, very good \$15,000

Alan Hyman has over 50 available in all types & sizes

(410) 337-3570
 Call Anytime

2,500 Lb. Hyster Air Tire New Eng.....	\$4,500
2,000 Lb. Walkie Elec. "50 Hrs".....	\$2,000
3,000 Lb. White Solid Tire LPG.....	\$2,000
3,000 Lb. Yale Reach "1,500 Hrs".....	\$7,500
3,000 Lb. A/C Smokes.....	\$800
4,000 Lb. Towmotor Solid Tire.....	\$1,200
4,000 Lb. Hyster Electric "1,600 Hrs".....	\$8,500
5,000 lb. Hyster solid Tire "3,000 Hrs".....	\$9,500
5,000 lb. CAT Solid Tire LPG S/S.....	\$5,000
6,000 lb. Baker electric.....	\$4,000
Electric Pallet Jacks.....	\$800 Each
Platform Lifts 2 & 4 K. Cap.....	\$1,000 & \$1,500 Each

Best Buys in Used Equipment

TRACTORS

IH H	JD 4850	CIH 7110, 2WD
IH 3588	JD 8650	(2) CIH 7120, MFD
IH 4366	JD 4840	CIH 9270
IH 1486	JD 4450, MFD	(3) CIH 9150
(2) IH 1086	JD 4450	CIH 385
IH 1066	Case 2290	Ford 7710, MFD
IH 5288 MFD	Case 2590	FT 210
IH 706	Case 3294, MFD	Deutz 190XT
(2) IH 806	Case 4890	w/Loader
IH 2444	Case 2670	Steiger 310
IH 966	Case 1070	AC WD45
JD 4430	CIH 7130, MFD	NH L775 Skid steer

DISCS

KR 4927A	KR 2442	JD BWA 14'
KR 1965, 31'	IH 496, 27'6"	Taylorway 25'
KR 1966	(2) JD 210, 15'	Case K23B
(2) KR 4924, 21'	JD 235, 30 ft.	Midland 1050
		MF 820, 26'

COMBINES

(6) Case IH 1680	(3) IH 1460	JD 8820, 4WD
CIH 1644	IH 915	AC F
(4) CIH 1688	JD 7700	ACM
(4) IH 1480	(3) JD 7720	AC F-2
IH 1420	JD 4400	NH 1400

CHISEL PLOWS

DMI Tiger II Sub-Soiler 7 Shank	Ferguson 9 Shank Chisel Plow
(2) DMI Tiger II Sub-Soiler 5 Shank	SF 27' Chisel Plow
DMI 730 Sub-Soiler	Sunflower 21' Chisel Plow
(2) JD 22' Chisel Plow	SF HB 30 Chisel Plow
JD 910 sub-Soiler, 13 Shank	KR 20' chisel Plow
	Taylorway 3 pt. Chisel Plow, 10'
	AC 13' Chisel Plow

PLOWS

IH 531, 3x14	(2) IH 800, 10 Btm., 10x18
IH 560, 6 Btm.	Case 5-16 Plow
(3) IH 720, 6x16, 7x18, 5x18	JD 5 Btm 5x18

MISC. TILLAGE

BR 21' Cultimulcher	(2) BR 32' N Packer
BR 12' Cultimulcher	DL 14' CF Packer
BR 2602 Cultimulcher, 23'	AC 14' Fld. Cult.
BR 14' Cultimulcher	(2) UM 31' Rolling Baskets
BR 25' Cultimulcher	Bervac 615 Field Cult.
JD 950 Cultimulcher	MF 24' Field Cult.
JD 12' Cultimulcher	Landoll Tillall 875
BR 15' CF Packer	Landsman
BR 28' N Packer	KR 3127 Landsman
(2) BR 16' CF Packer	KR 3131 Landsman
	SF 6332-20' Land Finisher

DRILLS

GP 12'	(2) JD 8300	(4) IH 510 21x7, 24x6
GP 14'	w/Cultplanter	(2) CIH 5100
(2) GP 24'	JD 8300, 21x7	CIH 5300
(4) GP 15'	JD 750	MF 43, 22'
GP 30'	JD 455, 25'	Marliss 12-5' No Till
(2) JD 8000 23x7	(3) IH 5100 Drill	

MISCELLANEOUS

(2) AC 600 Planter, 18', 12x20	Gehl 1865 Rd. Baler
(2) AC 333 Planter, 11x15	UFT 400 Grain Cart
JD 71 Bean Planter	FMC GB-110 Green Bean Picker
(2) JD 400 Rotary Hoe	NH 316 Baler
JD 7000 Planter-4RN	NH 320 Baler
JD 7000 Soybean Planter	Fasco 200 Loader
NH 1499 Haybine	CIH 8580 Baler
Schulte 5026 Rotary Cutter 26'	CIH 8545 Baler
Woods 15' Batwing Mower	Rhino FS-15 Mower
Badger TA54 Blower	Gehl 60" Blower
Berthoud D6 Sprayer	

Patz

Mixing T.M.R. The Way You Want

Open-Top Mixers

Four notched augers mix fast--even square-baled dry alfalfa in limited amounts.

Self-aligning auger bearings mounted outside. Flanged auger tubes for easy removal.

Planetary gear reducers and roller chain reduction power the augers. Roller chains operate in enclosed oil bath.

On trailer and truck models, the discharge door and discharge augers are controlled hydraulically. Also, gravity discharge is available.

8 sizes from 190 to 575 cubic feet.



Trailer-mounted auger mixers

Tumble Mixers

Tumble mixing plus a central spiral circulator moving ingredients to the back of the drum while flitting moves ingredients forward.


No internal bearings.

Low maintenance -- only grease fittings.

4 sizes from 135 to 290 cubic feet.



Stationary auger mixers



Truck-mounted auger mixers



Tumble mixers



0% FINANCING

with 25% Down for 18 months on mixer purchases made before Sept. 30, 1995



All Mixers Manufactured by Patz




Cedar Crest Equipment

Two Convenient Locations

608 Evergreen Rd. Lebanon, PA 17042 (717)270-6800 1-800-646-6601	RD 2 Box 271 East Earl, PA 17519 (717)354-0584
---	--

WE CUSTOM DESIGN SYSTEMS FOR YOU



HOOPER EQUIPMENT INC.

MIDDLETOWN, DE

(302) 378-9555 1-800-341-4028

1995 CASE CORPORATION

