

AMERICAN QUALITY AT AFFORDABLE PRICE

THE **FUERST** F-L-E-X-I-B-L-E
TINE HARROW[®]
 The leader for more than 30 years



THE MOST VERSATILE TOOL ON THE MARKET

AERATES PASTURES to stimulate growth and improve moisture penetration while scattering droppings.
PREPARES SOIL for over seeding without disturbing existing growth.

INCORPORATES HERBICIDES in one pass behind drill or cultivator.
SHREDS TRASH as it prepares and levels seed beds ahead of no-till planting.

OPTIONAL HARROW CART folds to a narrow width for easy transporting



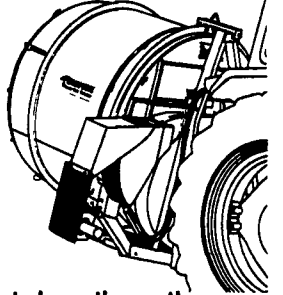
We keep your hay under wraps!



Parmiter Bale Wrappers:

- Easy to use and trouble-free
- Handles bales up to 2 600 lbs and 6 dia
- Seals hay with 4 layers of plastic for top-quality silage
- Bale counter standard
- Handles 20" or 30" film
- TR32 Mounted Table Wrapper
- TR76 Automatic Trailed Table Wrapper (for larger operations)
 - In-cab controls
 - Mechanical cut & hold
 - Twin hydraulic cylinders on loading arm

TOMAHAWK
 4040 & 5050 Silage Feeders



A cut above the rest!
Tomahawk Bale Shredders:

- Drum adjusts for easy loading
- Controls rate of output
- Chops and dispenses dry or wet material
- Delivers material from either or both sides
- Reduces waste/improves profits
- Controlled from tractor seat
- Blockage free operation
- Easy flow self-cleaning angled blades
- Accepts various round or rectangular bales

PARMITER


The InLine Drive Auger
 Unique in design, high in efficiency.
 The gearbox is located "InLine" with the actual auger flighting. The outer tube is expanded to allow unobstructed and efficient flow of grain past the gear drive section. This design proves to be both economical and low maintenance in operation.



DIAMETER	CAPACITY	LENGTHS
8"	3200 BPH	32', 42', 52', 62', 72'
10"	4500 BPH	32', 42', 52', 62', 72'

A Premium Auger At An Affordable Price

MY-D HAN-D

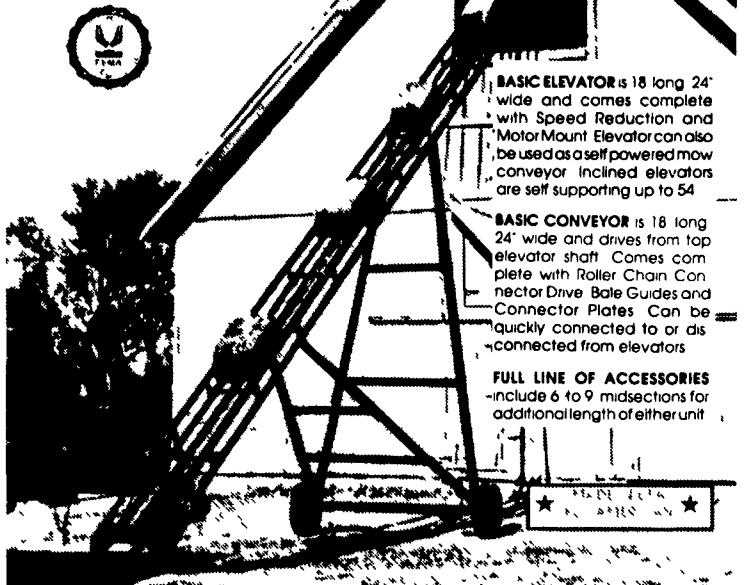


- **BALE ELEVATORS**
- **CONVEYORS**
- **PORTABLE ELEVATORS**

MY-D HAN-D:

BUILT LIKE YOUR FARM DEPENDED ON IT.

- + 1" square 17 ga. steel tubing used throughout (side panel tubes and bale floor tubes).
- + Every panel X-Braced with 1/2" round steel.
- + Ball Bearings used throughout.
- + No. 55 Chain with bale spikes every 18 inches.



BASIC ELEVATOR is 18 long 24" wide and comes complete with Speed Reduction and Motor Mount. Elevator can also be used as a self powered mow conveyor. Inclined elevators are self supporting up to 54'.

BASIC CONVEYOR is 18 long 24" wide and drives from top elevator shaft. Comes complete with Roller Chain Connector Drive, Bale Guides and Connector Plates. Can be quickly connected to or disconnected from elevators.

FULL LINE OF ACCESSORIES include 6 to 9 midsections for additional length of either unit.

Pound For Pound, Dollar for Dollar
 MY-D HAN-D: Gives You More

WE HAVE AUGERS & SINGLE CHAIN IN STOCK!

See These and other Fine Products at our Display at
AG PROGRESS DAYS
AUGUST 15 - 16 - 17
 West 6th Street

RYDER SUPPLY CO.

539 Falling Spring Road
 P.O. Box 219
 Chambersburg, PA 17201-0219
 Phone 717-263-9111