

OVER 100 NEW KUBOTA TRACTORS IN STOCK!

FINANCING OR CASH DISCOUNTS AVAILABLE

TRACTORS & EQUIPMENT









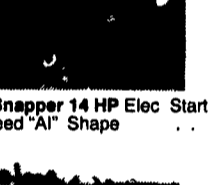
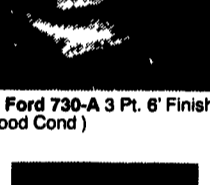
Serving Central PA Since 1921

WE SHIP PARTS UPS

CALL FOR DETAILS ON LEASING

LEBANON	STORE HOURS	LANCASTER
Rt. #7, Box 408, Lebanon, PA 17042 Rt. 419 1 mile West of Schaefferstown 717-949-2000	MONDAY-FRIDAY 7:30-5:00 SATURDAY 7:30-12:00 2 Locations	1980 Fruitville Pike, Lancaster, PA 17601 At Route 30 & Fruitville Pike 717-569-2500

USED EQUIPMENT - Check for New Additions Weekly

 <p>#24917 L2250 DT Kubota 26 5 HP 3 Cyl Diesel 4 WD w/Q Tach Loader 2,993 Hrs Turf Tires \$10,975</p>	 <p>#24975 Kubota L2250 DT8 26 5 HP 3 Cyl Diesel 4 WD w/6' Mid Mower 472 Hrs., D S Turf Tires. \$10,975</p>
 <p>#24886 F932 John Deere Frt. Mower 28 HP, 3 Cyl Water Cooled w/6' Mowing Deck, Very Nice \$9,475</p>	 <p>#24916 Kubota L2250DT 26 5 HP 3 Cyl Diesel, 4 WD w/Q Tach Loader, D S Turf Tires, 1,087 Hrs \$12,475</p>
 <p>#24702 Wheel Horse 310-5 w/36" Mower, Kohler Eng, Very Good \$11,950</p>	 <p>#24972 Cub Cadet 2182 Kubota Water Cooled 21 HP, 50" Cut, 235 Hrs, Very Nice, Clean Unit w/Snow Blade w/Weights \$5,250</p>
 <p>#24982 Snapper 14 HP Elec Start, 33" Hi Vac 5 Speed "AI" Shape \$1,175</p>	 <p>#24823 Ford 730-A 3 Pt. 6' Finish Mower (Real Good Cond) \$1,295</p>
 <p>#24918 Woods 750 Backhoe w/Hyd Pump, 10" Bucket \$2,995</p>	 <p>#24726 Brillion 5' Primary Seeder, Used Little, Very Good \$1,750</p>

- TRACTORS:**
- 24847 Kubota T1600 2 cyl Diesel Hyst Lawn Tractor w/Grass Catcher & 44" Mower (like new) **\$3,995**
 - 24152 Kubota B7100 HSE 2WD, Hyst, w/5' Mid-Mower, 16 HP Diesel **\$5,995**
 - 24561 Kubota B7100 HSE, 16 HP Diesel, Hydro w/48" Mid Mower **\$5,575**
 - 24797 Kubota B6100DT, 4WD, w/48" Mid Mower 14 HP 3 cyl Diesel **\$4,500**
 - 24337 Kubota B6100HSE 14 HP Diesel Hydro w/5' Belly Woods Mower **\$4,995**
 - 24350 Kubota G-4200H 12 HP Diesel L G T w/ 44" Mower & Grass Catcher **\$3,495**
 - 24888 Kubota L-2550 GST, 2550 Diesel, 3 cyl, 4WD Turf Tires, 6' Mid Mower, Real Nice **\$10,975**
 - 24523 Kubota 2950 DTW 32 7 HP Diesel 4 w/D Shuttle Trans, Turf Tires, 321 Hrs, Cab, New Warranty **\$16,450**
 - 24794 Ford NAA Gas Tractor w/3 Pt & PTO **\$3,995**
 - 24719 John Deere 935 diesel, 60" Frt mower, w/catcher, 289 hrs **\$10,800**
 - 24896 Wheel Horse LT-1100 w/mower **\$750**
 - 22101 Simplicity 6218 L&G Tractor - 18 HP Twin Cyl Variable Speed, 48" Mower **\$1,480**
 - 21955 Snapper Comet Lawn Tractor Rear Engine Model, 26" Mower w/Bagger **\$350**
 - 23464 Simplicity GardenTrac, 14 HP 44" Mwr Elec Lift, 42" Fr Bid 36" Tiller, Like New **\$3,950**
 - 20988 Gilson Lawn Tractor 11 HP, 38" Mower, Gear Drive **\$465**
 - 21885 Lawn Chief 6-830 Tractor, 8 HP, 30" Mower **\$365**
 - 24525 YANMAR 146, 2WD POWER SHIFT W/54" Front Blades & 50" Mower Like New **\$3,500**
 - 24901 Satoh Beaver 15 HP Water Cooled Diesel 2WD Turf Tires w/4' Mid Mower and 4' Front Snow Blower, 795 Hrs **\$3,495**
- MOWERS:**
- 24827 Kubota RC60-71B, 5 Mid Mower to fit B-7100 HST, (Like New) **\$1,495**
 - 24273 Kubota MR-4800 4' Mid Mower to fit B6100 & B7100 Hyst Tractors **\$495**
 - 23776 Kubota RC-60-F24 Mower 5 Mower, Fair Condition **\$650**
 - 23308 Kubota RC60-72 Mower 60" Mower Gear w/Clutch, Good Condition **\$775**
 - 22776 Kubota RC60-72H Mower 5 Mid-Mt Finish Cut For Parts **\$275**
 - 22146 Kubota RC60-82H Mower 5' Mid-Mower Fits B-8200 HST Tractors Never Used **\$1,500**
 - 24926 Kubota B3548 4' 3 Pt Finish Mower **\$495**
 - 23395 RC-54B 54" Kubota Mid Mower Fits B-1550 & B-1750 **\$1,095**
 - 24311 Woods RM-600 3 Pt Finish Mower 4 Wheels (Never Used) **\$1,795**
 - 15184-15185-15354 Woods F35 Mower, 5 Mid-Mount Fits Ford 1510 Tractor, New **\$895**
 - 24469 RM-59 Woods 5' Finish Mower, w/Front Roller **\$775**
 - 15186 Woods F35 Mower, 5' Mid-Mount Fits Ford 1710 Tractor, Brand New (Retail \$1 665) **\$895**
 - 24127 Woods RM-42 UB, e e w 3 Pt Mower To Fit B6000 Kubota **\$795**
 - 24843 Landpride 3 Pt 6' Air Cooled Finish Mower (Real Good Cond) **\$1,350**
 - 24976 Landpride AT -2500-18, 3 Pt 5 Air Tunnel Finish Mower "A-1 Used Very Little" **\$1,350**
 - 24921 Landpride RC-1560-11-32 3 Pt 5 Brush Cutter w/PTO Slip Clutch (Good Cond) **\$595**
 - 24470 3 Section Large Worthington Reel Mower **\$695**
- BLADES:**
- 24335 Ford 702A Frt. Blade To Fit 1110 & 1210 Ford Tractor **\$595**
 - 21854 Kubota G-2000 Blade, 43 Front Mount Fits G-200 Series Tractors **\$150**
 - 24432 Landpride 5' 3pt. Blade **\$175**
 - M0309 Lehart F-1300 Blade 6' Front Mt, H D Fits Ford 1300 1500 1700 & 1900 Tractors **\$695**
 - 24272 Woods 5', 3 pt, Rear Blade **\$175**
- VAC UNITS:**
- 24236 3 Pt. PTO, Trac-Vac Blower Unit **\$395**
 - 21136 Kubota G-3008 Grass Catcher To Fit 48" LGT Mower **\$335**
 - 18204 Kubota G-3008 Vac System L&G Fits G Series Tractors With 48" Mower **\$335**

M.F. 880 Plow 6 Bottom 16" Hyd. Reset

M.F. 33 Drill 15 Disc Never Had Any Fertilizer In It.

Taylor Way 13 or 15 Tooth Traying Chisel Plow High Clearance

Case Plow 4 Bottom 16" Hyd. Reset

Oliver 14 Ft. Transport Harrow

Snowco 6" Transport Auger 31 Ft. w/Electric Motor

8 Ton Wagon Gear

Reason For Selling No Longer Farming

Call after 7:00 PM 717-545-7956

Excellent Ford Tractors

TW-10, DP, weights, local trade, 5,100 hrs.

7710, cab, air, 18.4x34, 1,600 hrs.

7610 II, cab, air, DP, dual remotes, 1990, 800 hrs.

7610 II, 16.9 x 38, DP, dual remotes, 500 hrs.

7000, cab, flat deck, DP, 540 & 1000 RPM

7000, DP, dual remotes, 1974 flat deck model

6610 II, 4WD, DP w/Ford loader, 1,000 hrs.

6800, 4WD, 1981, DP w/Ford QT loader, 2,800 hrs.

6800, factory cab, DP, dual remotes, 4,400 hrs.

6800, DP, dual remotes, 540/1000, 4,700 hrs.

5610 II, canopy, DP, dual deluxe remotes, 1,600 hrs.

5610, DP, 18.4x30, 1,800 hrs.

4630, cab, 4WD, shuttle w/Ford loader, 1,000 hrs.

4610 II, 4WD w/Ford QT loader, 1,000 hrs.

4000, diesel, 8 spd., PS, w/QT loader

4000 SU, diesel, 14.9 x 28 w/loader

4000 SU, gas, 8 spd, 14.9x28

3930, 4WD, 14.9x28 w/Allied 394 loader w/230 hrs.

3000, gas, 8 spd., PS, w/QT loader, 1,200 hrs.

3000, gas, 8 spd., PS, 13.6x28, 3,200 hrs.

1920, 4WD w/Ford loader, 500 hrs.

NH 565 LX, diesel skid loader, 10 hrs.

JD 2350, hi-low, 2,500 hrs.

Equipment

FNH 492 haybine, w/hyd. swing, like new

FNH 144 windrow inverter

FNH 254 rake and tedder

Sauder snow blade

Weights & roll bars to fit most Ford tractors

McCurdy 275 bu. bin w/mower w/10 ton gear

13.6x28 turf tires, excellent

8.3x24 turf tires, excellent

Ford Loaders

7410 QT fits 2WD & 4WD, 5610 thru 7610

7210 QT fits 2 WD, 5000 thru 7610

777D QT fits 2WD, 5000 thru 7610

772 QT fits 2WD, 5000 thru 7610

All Tractors Tested On Our Farms. -Please Call For Appointment-

Burkholder Bros.
Lebanon, PA
(2 miles West of Schaefferstown)
717-272-2352 717-949-2123
Lloyd Leon
330 Crest Rd. 400 Flintville Rd.

YINGLINGS IMPLEMENT INC.

New & Used Tractor & Equipment Parts

All Makes

AUGUST PARTS SPECIAL
JD 6600 Combine

AUGUST EQUIPMENT SPECIAL
NI 767 SUPER CHOPPER
NI 768 3RW/N HEAD
NI 766 PICKUP HEAD
\$1500 FOR PACKAGE OR WILL SEPARATE

717-359-4848

STOUFFER BROS. INC.

1066 Lincoln Way West, Chambersburg, PA
Phone 717-263-8424

STORAGE

Gehl 1000 w/2 Row & Pickup	Gehl 72 Flail Chopper JD 125 Box
Gehl 1250 w/3 Row head & Pickup	GEHL 610 Forage Box (3) Gehl 960 Forage Boxes-18 ft.
IH 550 Harvester	Hesston 5540 Round Baler
Gehl 1580 Blower "Like New"	

MOWER CONDITIONERS

Hesston 6200 Self-Propelled 12 Ft.-Very Good Condition	NH 495 Haybine
Gehl 2170 Mower/Conditioner	NH 495 Mow/COND
	Hesston 1150 Mower Conditioner
	Vicon 321 Disc Mower

SKID LOADERS & UTILITY

Case 1845 Skid Loader	Case 450B Crawler/Loader
Owston 440	Case 1845 Special Skid Loader
IH 4130 Unloader	Gehl 4610 Skid Loader
Case 580E Backhoe, 4WD	Case 850B Crawler/Loader

MISCELLANEOUS

Oliver 62T Baler w/Thrower	GEHL MX95 Grinder/Mixer
IH 11 Shank Chisel Plow	NH 357 Grinder/Mixer
Vicon 2 Wheel Turner	GEHL 7210 Mixer Feeder
IH 400 Cyclo Planter	

TRACTORS

David Brown 1200 Ford 4000	Kubota L3650 w/Loader
----------------------------	-----------------------

LAWN & GARDEN

White Field Boss 16 Tractor w/Attachments	Wheelhorse GT2500 Mower
Kubota B-1750 Had w/Loader	Kubota B7100 Dual Loader
Ingersoll 220 Ariens Rider	Simplicity 12.5 LT 38" w/catcher
Ingersoll 222 Tractor	IH 382 Mower Cub Cadet 1200 w/42" mower
Trac Vac 580 (grass collection cart)	Cub Cadet 1200 Mower
	Kubota B1550 w/Loader & Mower


Sales, Parts & Service For... CASE UTILITY • GEHL • VICON • WFE • KUBOTA • HESSTON • SAME

DON ERDLEY FARM SUPPLY

R.D. #1, Lewisburg, Pa 17837

**Hesston • Vicon • Brillion • Woods • Hardi Sprayer
Bush Hog • Lahman Skid Loaders**

Shop: (717) 524-2410 Home: (717) 524-2408



Loads and Unloads 8 Big Round Bales with Ease One Man - One Tractor Loads On-The-Go \$6,175

Specifications

BED: 9 1/2' x 24' — 8 bale capacity, tubular steel construction; double-acting cylinder tilts bed to unload at 20° angle.

BALE PICKUP FORK: Hydraulically powered — heavy-duty construction; outer fork moves outward for easy retrieval of bale — automatically moves inward before bale is lifted.

UNDER-CARRIAGE: Oscillating dual wheels are offset for smoother ride. 11L x 15 rib implement tires — std.

UNLOAD SYSTEM: Push-off powered by hydraulic orbit motor and 2060 drive chain; by-pass valve stops push-off at front and rear to avoid over-run damage.

HYDRAULIC REQUIREMENTS: Two pairs of tractor hydraulic outlets, three pairs are more successful.

BALE BACK STOP: Std.

COUNTERWEIGHT BOX: Std.

HITCH JACK: Optional

New Hesston Conditioners And Balers

1150 12 ft. cut.....	\$11,650
1130 10 ft. cut.....	\$9,500
1120 10 ft. cut.....	\$8,400
530 Baler.....	\$7,450
540 Baler.....	\$9,500
New Lahman Skid Loader with Backhoe.....	\$9,200
New 15 ft. Bush Hog Cutter Dual Axle....	\$7,450