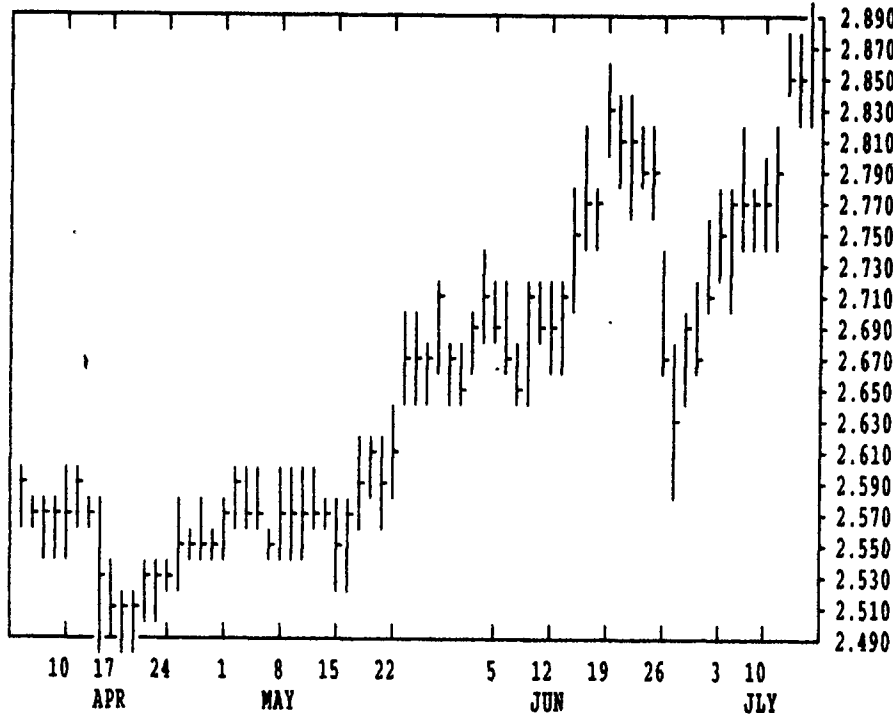


GRAIN, CATTLE AND HOG FUTURES MARKETS

(Closing bids: Thursday, July 20, 1995)

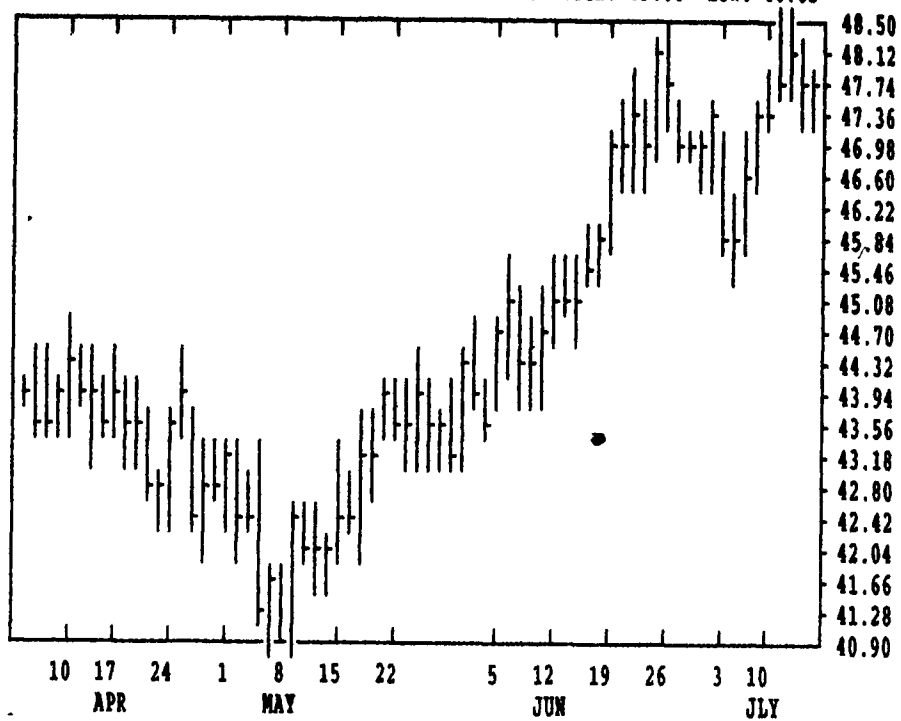
JUL CORN

CONTRACT HIGH: 2.884 LOW: 2.324



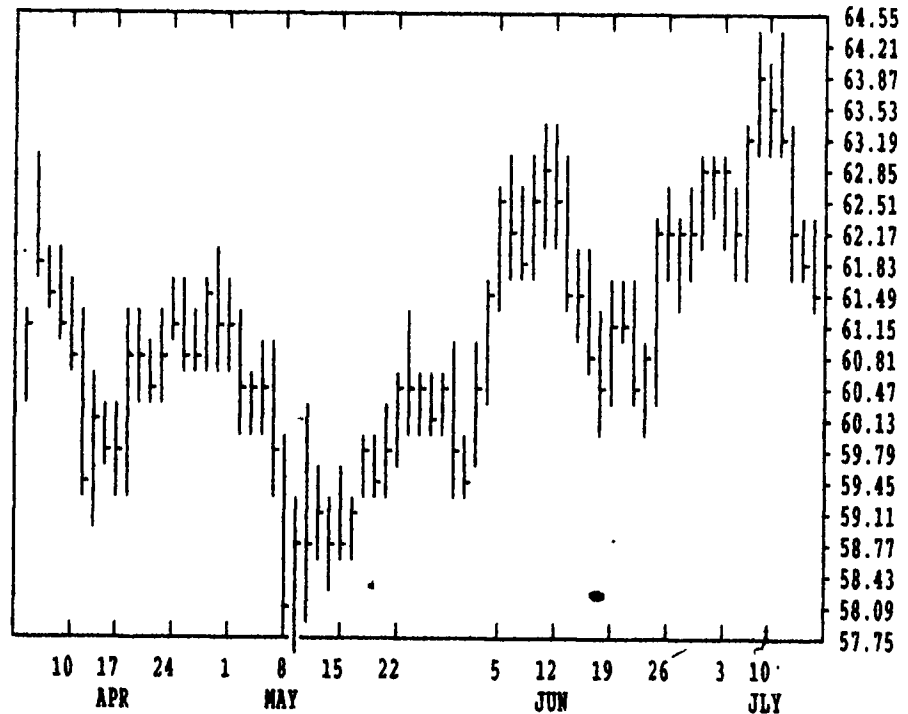
JUL LIVE HOGS

CONTRACT HIGH: 49.00 LOW: 40.65



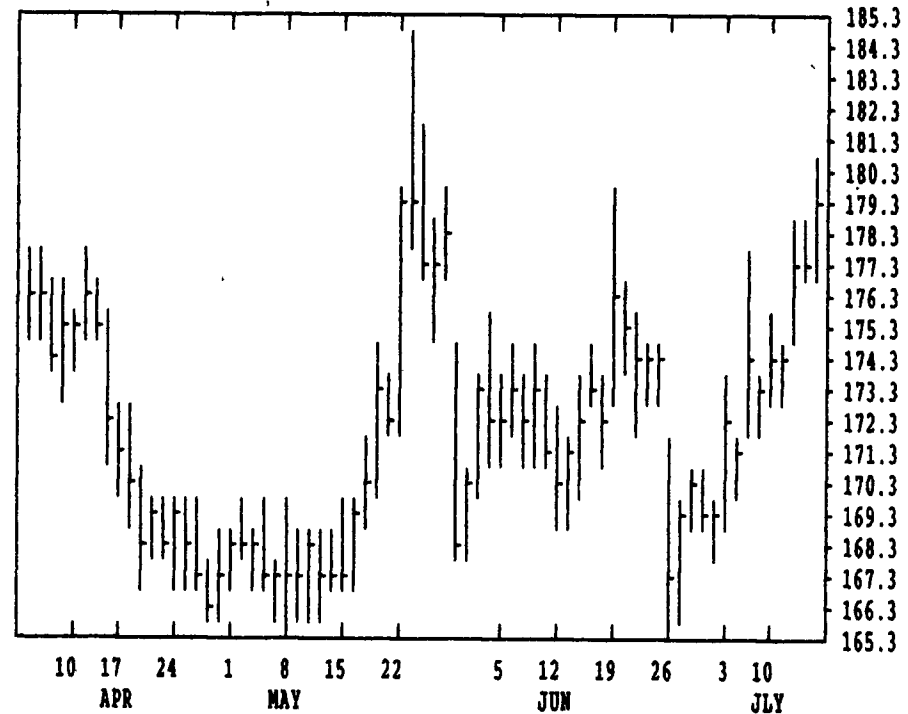
AUG LIVE CATTLE

CONTRACT HIGH: 68.10 LOW: 57.75



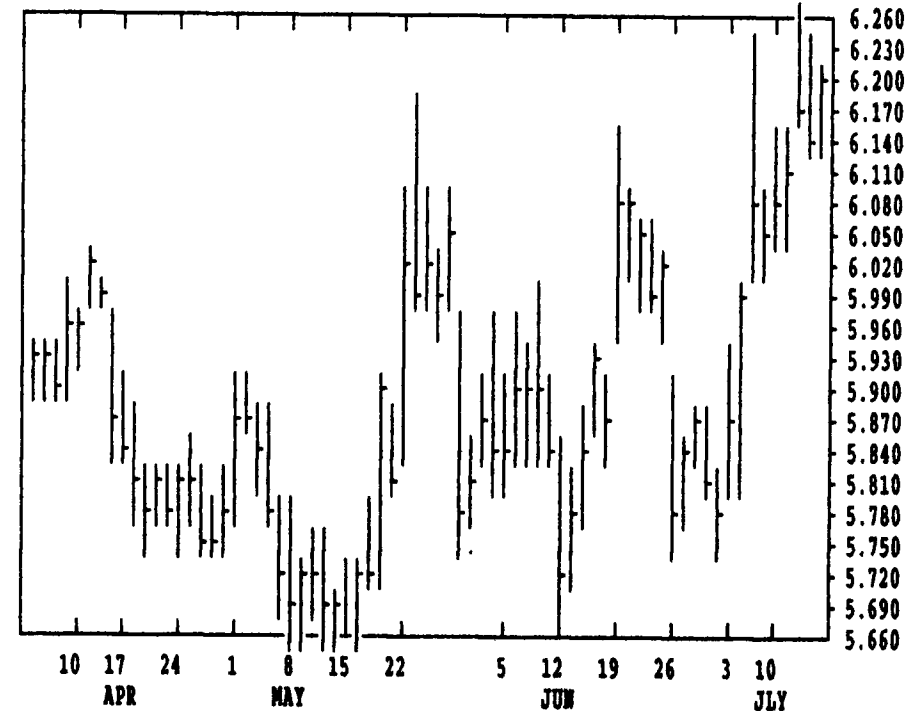
JUL SOYBEAN MEAL

CONTRACT HIGH: 206.0 LOW: 159.8



JUL SOYBEANS

CONTRACT HIGH: 7.064 LOW: 5.592



DTN FUTURES 14 07/20/95		TECHNICAL POINTS				SLOW STOCHASTIC						
PRICES ARE DECIMAL		MOVING AVERAGES				RSI'S						
CONTRACT	CLOSE	4-DAY	9-DAY	18-DAY	45-DAY	9DAY	14DAY	30DAY	%K	%D	%K	%D
WHEAT JUL	461.00	456.81	440.39	436.00	402.83	70.2	68.4	66.3	71	75	87	79
WHEAT SEP	465.00	458.69	442.17	438.01	407.64	73.4	70.6	67.5	83	84	90	78
KCWHT JUL	505.00	499.75	479.22	478.49	429.72	70.4	69.0	67.9	76	80	89	77
KCWHT SEP	485.00	479.87	462.08	458.54	419.25	73.8	71.5	69.1	72	75	86	77
MHWHT JUL	522.50	514.25	486.50	481.47	434.02	76.7	74.0	71.0	95	94	95	80
CORN JUL	293.50	295.00	288.17	280.06	274.41	71.8	68.8	64.9	70	75	89	88
CORN SEP	289.25	292.00	288.17	282.85	279.10	58.6	59.0	59.2	41	56	79	80
CORN DEC	289.75	293.44	289.50	284.68	282.24	54.7	55.8	56.9	41	60	80	80
OATS JUL	161.00	164.75	158.69	152.67	150.54	61.1	60.4	58.2	53	72	84	89
BEANS JUL	617.75	628.44	620.61	605.43	597.11	54.4	55.9	55.7	29	54	74	80
BEANS AUG	617.75	629.19	621.50	607.85	601.09	53.0	54.8	54.9	27	52	71	78
BEANS NOV	630.00	640.87	631.64	618.86	613.49	53.9	55.1	55.0	32	56	72	77
MEAL JUL	183.50	185.50	180.67	175.79	174.58	65.6	63.9	59.9	65	79	87	86
BNOIL JUL	27.45	27.77	27.75	27.40	26.74	49.4	52.1	53.7	20	37	67	72
CATTLE AUG	62.83	62.51	62.55	62.64	61.72	54.0	54.0	53.2	59	48	51	51
CATTLE OCT	64.57	64.34	64.17	63.92	63.12	60.4	59.4	56.2	71	62	73	68
FCTL AUG	66.63	66.19	66.50	66.45	66.01	54.3	53.3	50.6	70	50	57	61
HOGS JUL	47.93	48.25	48.03	47.54	45.99	55.5	57.5	57.4	66	72	85	85
HOGS AUG	46.05	46.31	45.80	45.91	45.12	53.5	54.0	54.3	69	77	54	45
PKBLS AUG	36.50	36.55	36.30	38.01	37.96	43.9	45.4	47.4	52	56	22	16

CORN				CHICAGO WHEAT				K.C. WHEAT			
SEP	DEC	MAR	MAY	SEP	DEC	MAR	MAY	SEP	DEC	MAR	MAY
2916	2930	2970	2994	4670	4730	4630	4280	4874	4800	4660	4310
2890	2894	2942	2970	4574	4654	4564	4210	4790	4720	4600	4310
2892*	2896*	2946*	2970*	4650*	4694*	4602*	4234*	4850*	4750*	4602*	4310*
-12	-14	-4	-6	+102	+74	+66	+34	+84	+64	+62	+20
JLY	SBP	DEC	JLY	SEP	DEC	MAR	MAY	JLY	SEP	DEC	MAY
3010	2792	2650	3850	4880	4900	4870	4600	3894	4900	4770	4600
2984	2774	2632	3784	4880	4790	4770	4430	3830	4850*	4776*	4430*
2990*	2784*	2634*	3844*	4974*	4850*	4776*	4430*	3880*	+100	+60	-70
-6	+4	+4	+54	+100	+60	+6	-70	+50			

LIVE CATTLE				FEEDER CATTLE				LIVE HOGS			
SEP	DEC	MAR	MAY	SEP	DEC	MAR	MAY	SEP	DEC	MAR	MAY
6300	6520	6617	6252	6670	6522	6597	6520	4815	4190	4270	4700
6170	6465	6580	6225	6605	6467	6555	6500	4782	4130	4235	4670
6282*	6510*	6610*	6225*	6662*	6502*	6580*	6515*	4792*	4182*	4242*	4695*
+107	+42	+25	+20	+52	+57	+32	+25	-25	+45	+2	+5
AUG	FEB	JUN	AUG	SEP	NOV	JAN	APR	AUG	OCT	FEB	JUN
6340	6525	6252	6145	6560	6597	6595	6470	4635	4270	4327	4785
6284	6485	6225	6125	6505	6555	6582	6455	4595	4235	4337*	4770
6300*	6510*	6225*	6130*	6555*	6580*	6585*	6455*	4605*	4242*	4337*	4785*
+2	+25	+20	+27	+32	+32	+25	+5	0	+2	+10	+10
NOV	APR	AUG	OCT	SEP	NOV	JAN	APR	AUG	OCT	FEB	JUN
6340	6617	6252	6145	6560	6597	6595	6470	4635	4270	4327	4785
6284	6525	6225	6125	6505	6555	6582	6455	4595	4235	4337*	4770
6300*	6510*	6225*	6130*	6555*	6580*	6585*	6455*	4605*	4242*	4337*	4785*
+2	+25	+20	+27	+32	+32	+25	+5	0	+2	+10	+10

SWISS FRANC				CANADIAN DOLLAR				PORK BELLIES			
SEP	DEC	MAR	MAY	SEP	DEC	MAR	MAY	SEP	DEC	MAR	MAY
8706	8760	8818	15928	7345	7333	7285	8208	3830	3697	5055	4980
8696	8758	8818a	15914	7343d	7331d	7280	8193	3760	3620	4990	4935
8705d	8760b	8818a	15926d	+13	+19	+14	+27	3792*	3650*	5017*	4937*
-25	-28	-23	-6				+27	+32	+42	+37	+57
DEC	MAR	BRITISH POUND	SEP	SEP	DEC	MAR	DEC	AUG	OCT	FEB	MAY
8760	8818	15928	15928	7345	7333	7285	8208	3830	3697	5055	4980
8760b	8818a	15926d	15928	7343d	7331d	7280	8193	3760	3620	4990	4935
-28	-23	-6	-18	+13	+19	+14	+27	+32	+42	+37	+57