GRAIN, CATTLE AND HOG FUTURES MARKETS

(Closing bids: Thursday, July 13, 1995)

JUL CORN CONTRACT HIGH: 2.874 LOW: 2.324

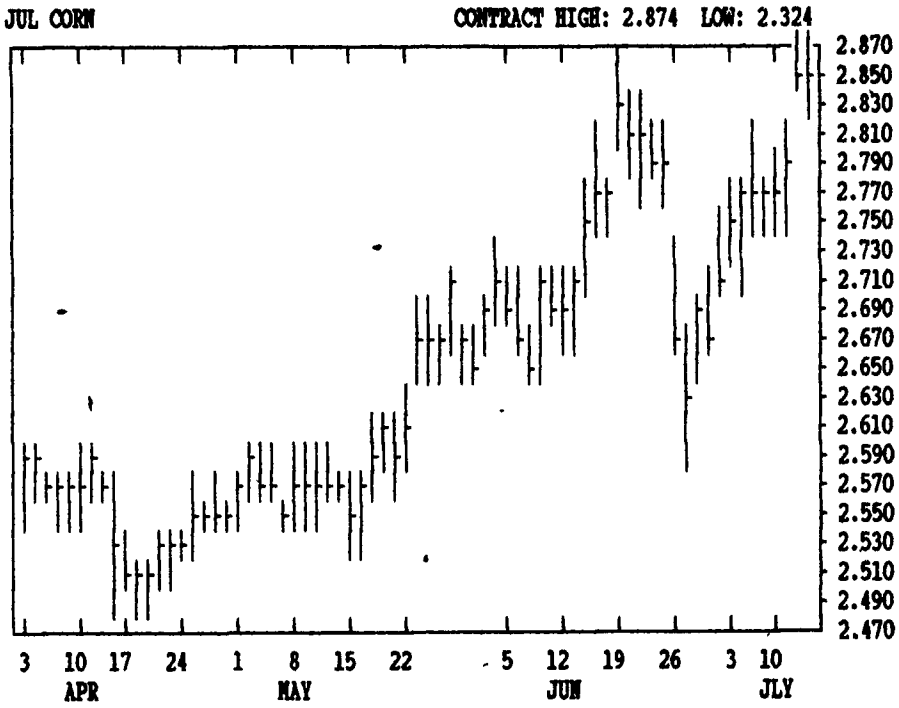

DTN FUTURES 14 07/07/95 DTN WEEKLY TECHNICAL SUMMARY 7/7/95

	Past Week's(7/3-7/7)			June's		Current	
	High	Low	Close	High	Low	Support	Resistanc
NEARBY WHEAT	445.00	420.00	420.5	452.00	368.00	395.75	463.00
SEP WHEAT	447.00	415.00	417.00	455.00	375.00	394.75	455.00
NEARBY KCWHT	493.00	460.5	461.00	503.00	385.5	424.75	503.00
SEP WHEAT	447.00	415.00	417.00	455.00	375.00	405.00	479.50
NEARBY MGEWT	488.00	464.00	464.5	503.00	387.00	419.75	503-510.00
NEARBY CORN	282.00	272.00	277.25	285.00	260.00	258.00	285-300.00
SEP CORN	288.00	278.75	282.00	290.75	266.00	268.75	290.75-???
DEC CORN	290.25	280.75	283.75	293.25	267.00	270.00	293.25-???
NEARBY OATS	154.75	146.00	150.00	161.25	133.00	138.00	161.25
NEARBY BEANS	623.00	581.5	606.75	616.00	570.00	563.50	629.75
AUG BEANS	626.5	586.00	608.00	621.5	577.5	587.00	626.50
NOV BEANS	637.00	599.00	618.00	635.5	590.0	588.50	637-645.00
NEARBY MEAL	177.7	170.00	173.9	180.00	166.6	161.10	182.70
NEARBY BNOIL	28.50	26.35	28.01	28.25	25.22	25.82	29.13
NEARBY LIVCT	64.275	61.85	63.925	65.10	61.075	58.65	67.05
OCT LIVCT	65.15	63.05	64.85	63.975	61.55	62.00	66.55
NEARBY FEDCT	67.30	65.45	67.20	67.50	63.825	62.25	71.50
NEARBY LIVHG	47.50	45.425	47.45	50.10	42.95	40.15	52.95
AUG LIVHG	46.35	44.20	45.475	47.75	43.475	44.325	47.75

CORN

	HIGH	LOW	LAST	CHG
JLY	2866	2840	2844*	-2
SEP	2892	2860	2862*	-6
DEC	2910	2872	2876*	-4
MAR	2954	2920	2924*	-6
MAY	2972	2944	2946*	-2
JLY	2992	2962	2966*	-2
SEP	2750	2740	2744*	+4
DEC	2614	2594	2594*	+2
DEC	2570	2570	2570*	-10

SOYBEANS

	HIGH	LOW	LAST	CHG
JLY	6240	6144	6152*	-26
AUG	6260	6160	6172*	-14
SEP	6294	6200	6206*	-20
NOV	6350	6244	6262*	-14
JAN	6404	6310	6320*	-14
MAR	6464	6370	6372*	-26
MAY	6504	6430	6430*	-30
JLY	6550	6470	6470*	-30
SEP				
NOV	6170	6114	6126*	0

CHICAGO WHEAT

	HIGH	LOW	LAST	CHG
JLY	4350	4254	4316*	+64
SEP	4374	4260	4322*	+52
DEC	4460	4350	4422*	+70
MAR	4400	4300	4392*	+84
MAY	4090	4044	4054*	+24
JLY	3710	3680	3704*	+24

OATS

	HIGH	LOW	LAST	CHG
JLY	1550	1540	1540*	0
SEP	1574	1554	1562*	-2
DEC	1616	1594	1604*	0
MAR	1640	1630	1634*	-2

SOYBEAN MEAL

	HIGH	LOW	LAST	CHG
JLY	1790	1772	1777*	-1
AUG	1806	1785	1790*	-1
SEP	1827	1807	1809*	-2
OCT	1848	1825	1826*	-2
DEC	1885	1859	1863*	-4
JAN	1898	1875	1877*	-1
MAR	1920	1895	1895*	-10
MAY	1925	1915	1918*	-4

K.C. WHEAT

	HIGH	LOW	LAST	CHG
JLY	4720	4600	4710*	+120
SEP	4570	4450	4544*	+96
DEC	4554	4454	4530*	+80
MAR	4450	4370	4420*	+64
JLY	3800	3730	3780*	+50

MINN WHEAT

	HIGH	LOW	LAST	CHG
JLY	4740	4720	4740*	+170
SEP	4570	4440	4540*	+102
DEC	4544	4420	4524*	+102
MAR	4540	4444	4514*	+84
MAY	4380	4350	4380*	+130

SOYBEAN OIL

	HIGH	LOW	LAST	CHG
JLY	2805	2761	2768*	-21
AUG	2806	2760	2764*	-22
SEP	2800	2755	2758*	-24
OCT	2795	2748	2748*	-32
DEC	2788	2733	2736*	-23
JAN	2770	2725	2725*	-25
MAR	2752	2705	2710*	-27
MAY	2745	2735	2703*	-32

LIVE CATTLE

	HIGH	LOW	LAST	CHG
AUG	6225	6180	6192*	-32
OCT	6390	6340	6370*	-7
DEC	6475	6430	6450*	-2
FEB	6475	6440	6447*	-12
APR	6542	6515	6515*	-15
JUN	6195	6175	6175*	0
AUG	6115	6092	6092*	-15
OCT				

FEEDER CATTLE

	HIGH	LOW	LAST	CHG
AUG	6660	6570	6617*	-35
SEP	6555	6480	6525*	-40
OCT	6520	6442	6472*	-32
NOV	6545	6500	6535*	-32
JAN	6535	6497	6532*	-37
MAR	6445	6440	6470*	0
APR	6430	6410	6425*	+2
MAY	6385	6355	6385*	-10

LIVE HOGS

	HIGH	LOW	LAST	CHG
JLY	4825	4760	4772*	-65
AUG	4585	4505	4512*	-32
OCT	4162	4095	4097*	-65
DEC	4260	4200	4205*	-40
FEB	4355	4310	4322*	-15
APR	4260	4237	4237*	-22
JUN	4767	4740	4767*	-2
JLY	4680	4655	4680*	-17

SWISS FRANC

	HIGH	LOW	LAST	CHG
SEP	8694	8535	8668*	+51
DEC	8750	8593	8724*	+53
MAR	8780	8768	8774*	+54

CANADIAN DOLLAR

	HIGH	LOW	LAST	CHG
SEP	7391	7319	7326*	-46
DEC	7378	7309	7315*	-47
MAR	7339	7300	7300*	-49

PORK BELLIES

	HIGH	LOW	LAST	CHG
JLY	3705	3585	3607*	-105
AUG	3595	3490	3510*	-70
FEB	4917	4837	4860*	+5
MAR	4885	4800	4810*	+5
MAY	4885	4885	4805*	0
JLY	5190	5190	5190*	-40

BRITISH POUND

	HIGH	LOW	LAST	CHG
SEP	16030	15850	15968*	+86
DEC	16002	15830	15920*	+86
MAR	15920	15850	15860*	+90

JAPANESE YEN

	HIGH	LOW	LAST	CHG
SEP	11590	11404	11537*	-4
DEC	11710	11555	11675*	-5
MAR	11820	11700	11812*	-7

US DOLLAR INDEX

	HIGH	LOW	LAST	CHG
SEP	8210	8210	8204a	+1
DEC	8285	8211	8226a	+6

S&P 500 INDEX

	HIGH	LOW	LAST	CHG
SEP	56550	56210	56400*	-10
DEC	56940	56630	56810*	-10
MAR	57340	57000	57185*	0
JUN	57730	57390	57585*	0

GERMAN MARK

	HIGH	LOW	LAST	CHG
SEP	7234	7090	7212*	+67
DEC	7250	7150	7232*	+66
MAR	7260	7240	7248*	+65
JUN				

JUL LIVE HOGS CONTRACT HIGH: 49.00 LOW: 40.65

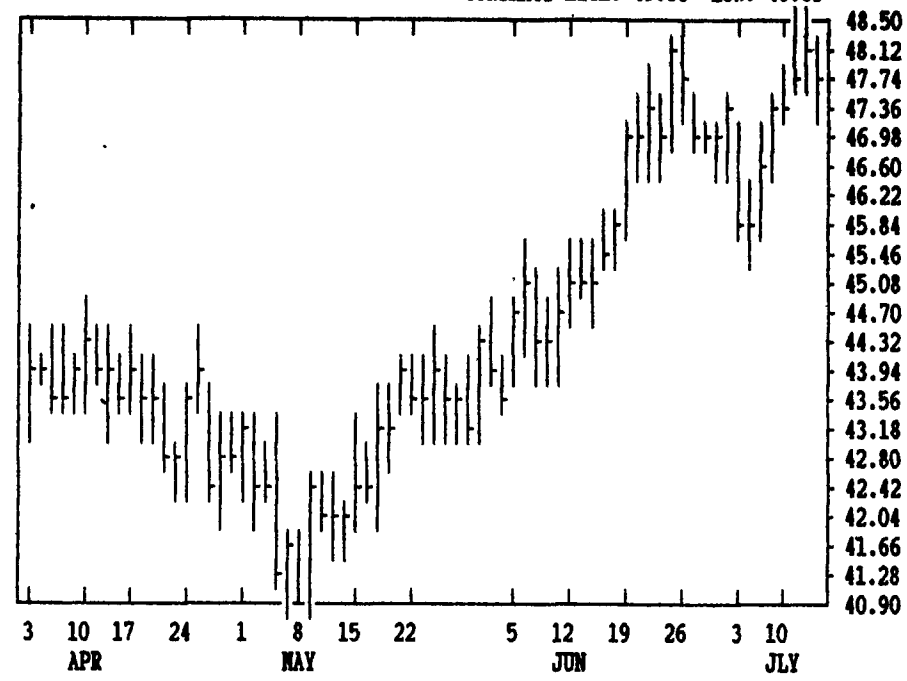

AUG LIVE CATTLE CONTRACT HIGH: 68.10 LOW: 57.75

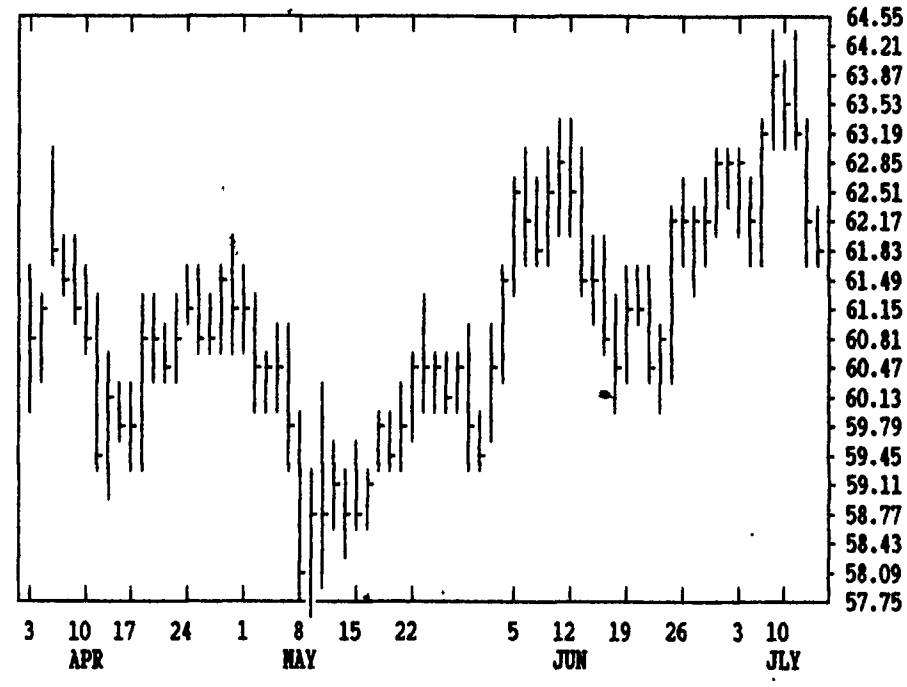

JUL SOYBEAN MEAL CONTRACT HIGH: 206.0 LOW: 159.8

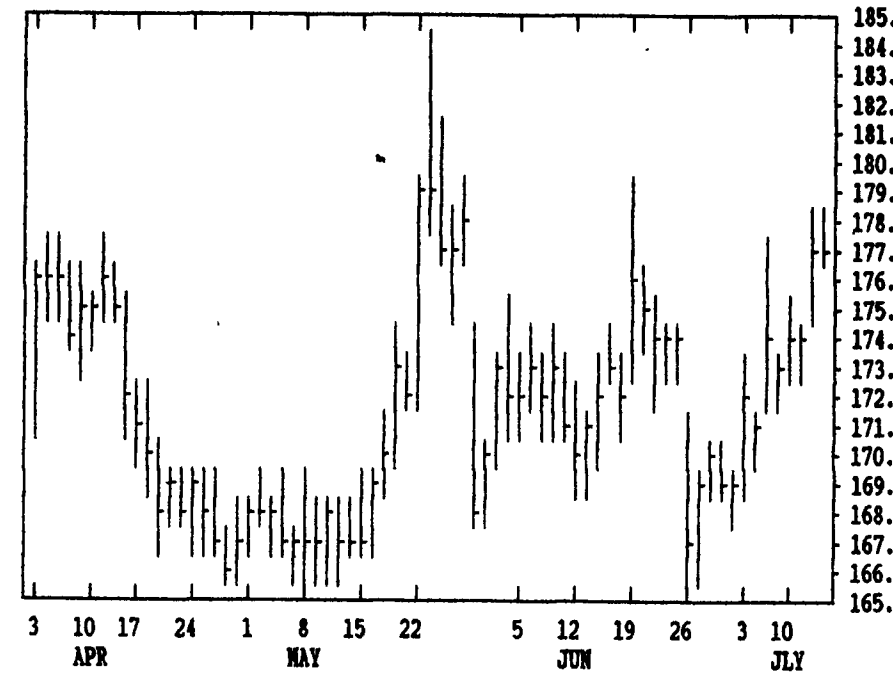
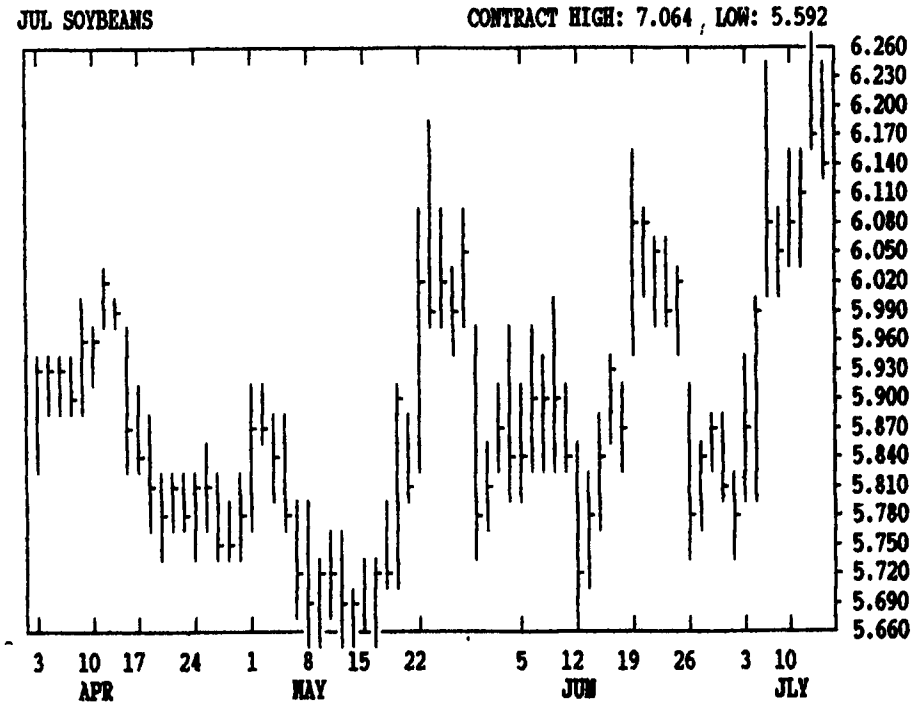
JUL SOYBEANS CONTRACT HIGH: 7.064 LOW: 5.592