

1988 C30 Chevy Rebuilt 350FI Engine, 4 Speed, 11,000 GVW, 69,800 miles, 12 ft bed, 1989 MM trailer 20 ft. bed 12,000 GVW Brakes on both axles. \$10,500 Negotiable. Will separate. (717) 335-3247 eve. (717) 336-2507 days. No Sunday Calls



**N12 Volvo
350 Engine, 8 Speed, 18F 44R,
5000 Gallon, Posi-Lock Rears, A/C
(717) 733-7226**

FOR SALE - DUMP TRAILERS


DUMP TRAILERS
(3) 1984 Raven 38' Frameless T.A. with Heated Body and Roll-Over Tarps - Clean, Well Maintained Trailers - **\$18,500 Ea.**

BOOM TRAILER
1962 Fruehauf 35' T.A. Trailer With Dyco - Side-O-Matic Unloader, 360° Radius, 22' Boom, Rated at 5500 Lbs. **Only \$3,500**


A-FRAME
1960 Trailco Specialty Panel Trailer, 32' Lower Deck, 21" Ground Clearance **As Is \$2,900**

**INTERESTED? CALL DAVID YERGER
717-733-6556**


JEMCO EQUIPMENT COMPANY INC.
4394 Chambers Hill Road
Harrisburg, PA 17111
717-561-1124



**1975 International
2010 - Gas - 5 & 2 speed
Clean - Inspected
\$5,500.00**



**1973 International
1910 - Gas - Automatic
Inspected
\$3,000.00**



**1988 Chevy, 1 Ton, Dually 4x4, Silverado pkg., 454 CID, Auto, Air, P/W, P/L, P/S, 68,000 Orig. Miles, New Tires & Brakes.
\$12,500
(410) 928-5181**

ARMY TRUCK PARTS
CHAMBERSBURG, PA
SERVING THE NORTHEAST OVER 40 YEARS
THE NATION'S LARGEST ARMY TRUCK and PARTS DEALER


Request Our Free Army Truck Parts Catalog

MEMPHIS EQUIPMENT
821 Lincoln Way West
P.O. Box M
Chambersburg, PA 17201
717/263-4194 FAX 717/263-4555
ART WELLER, GEN. MGR.
MARK SIPES, PARTS MGR.

GMC - REO - 5 TON
DODGE ¾ TON
KAISER - JEEP 1¼ TON
ALL 6x6 & 4x4

ENGINES
TRANSMISSIONS
TRANSFER CASES
DRIVE TRAIN
CAB KITS

Keystone Peterbilt, Inc.
1467 Manheim Pike • P.O. Box 4396 • Lancaster, PA 17604

1-800-243-2458  **717-299-6630**

1993 Peterbilt 379-Non
560-425 Eng, RT014715 Trans., SQ100A - 3.55 R Axle, Pete Air Leaf Susp.

1991 PETERBILT 379-36"; 3406B-425 Eng., RT014609B Trans., DS402 - 4.11 R Axle; Pete Air Leaf Susp

1988 PETERBILT 379-Non 3406B-350 Eng., RT014613 Trans., DS402 - 3.70 R Axle, Pete Air Leaf

1990 IHC 9670
3406-350; RTX14609B Transmission; Inc 400 R. Axle Air Ride

1986 PETERBILT 359-63"; Big Cam IV-400 Eng, RT0014613 Trans., DS 381 3.70; Pete Air Leaf Susp

1981 PETERBILT 352-90" 3408A-380 Eng., 9 Spd., Direct Trans., Pete Air Leaf Susp.

1988 PETERBILT 362-110"; 3406B-350 Eng., Trans., DS402, 4 3/3 R. Axle, R Axle, Pete Air Ride

1987 PETERBILT 362-110", 3406B-350 Eng.; JUST OVERHAUL; RT014613 Trans., DS402-3.70 Rear Axle, Peter Air Leaf Susp.

1995 MODEL 330 MEDIUM DUTY PETERBILT
Engine Cat 3116 230 HP, Transmission Fuller FS6306A, 6 Speed, Rear Axle Eaton 21065S 21,000 Front Axle Eaton EFA 12F4 12,000 Wheel Base 190 Cab to Axle 120 Cab to End of Frame 195 33,000 GVW

Also Available @ 26,000 GVW

SS SAVE SS SAVE SS SAVE SS SAVE SS SAVE SS SAVE

1995 DODGE RAM T-300 PICKUP
Including Hard To Get 4x4's & Club Cabs
25 AVAILABLE

1995 DODGE DAKOTA CLUB CABS 2WD & 4WD
15 AVAILABLE

Over 110 60 New Mini Vans In Stock!
We Are One Of The Largest Volume Dodge Truck Dealers East Of The Mississippi

Joe Dell's
L&B DODGE CHRYSLER PLYMOUTH
ROUTE 422, ROBESONIA, PA. (215) 693-5855

"National Award-Winning Dealer"
"Ask A Friend About Us"
1-800-800-2623