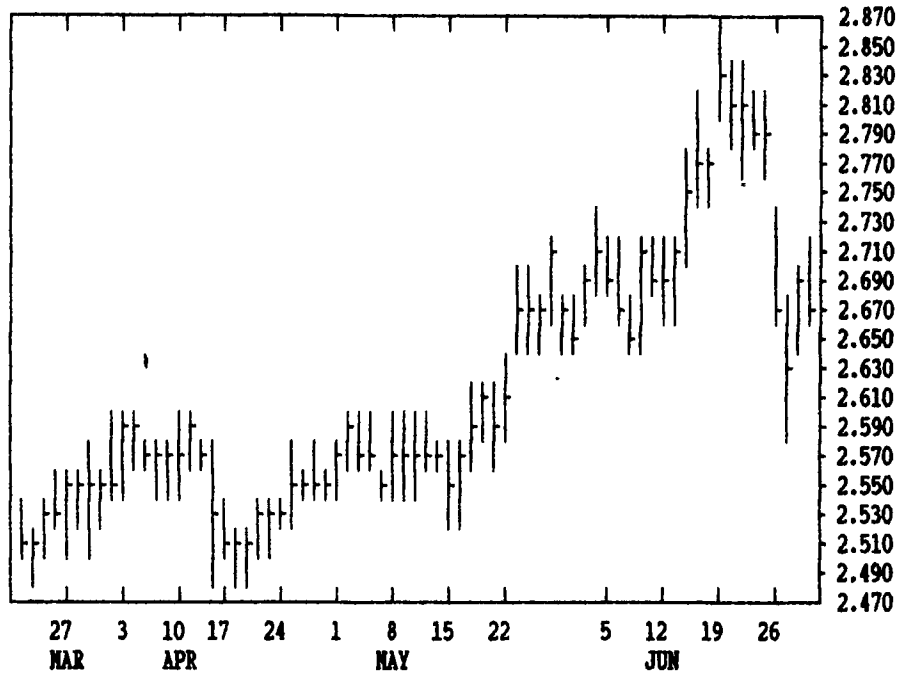


GRAIN, CATTLE AND HOG FUTURES MARKETS

(Closing bids: Thursday, June 29, 1995)

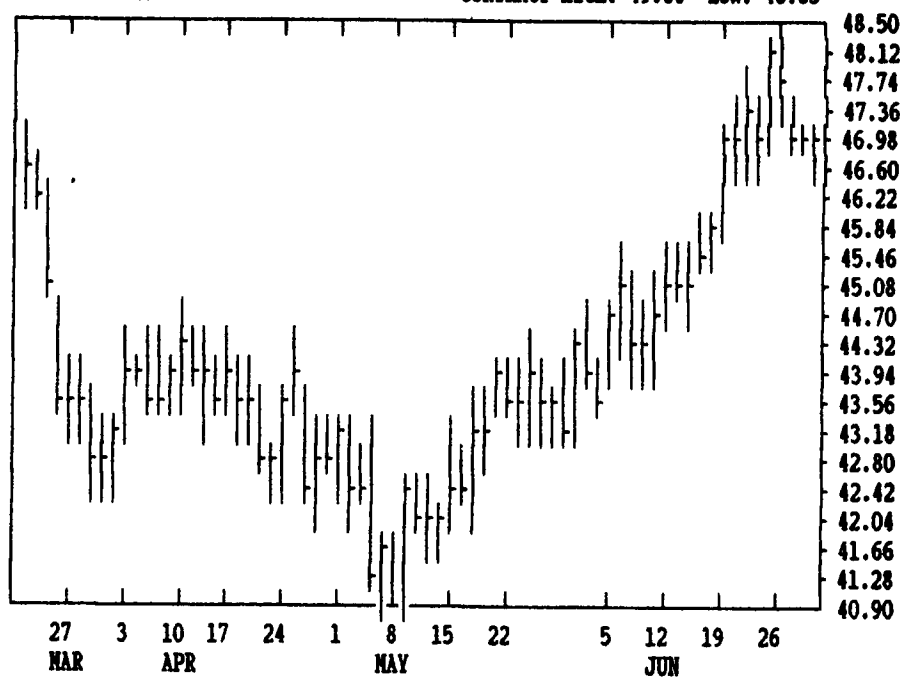
JUL CORN

CONTRACT HIGH: 2.854 LOW: 2.324



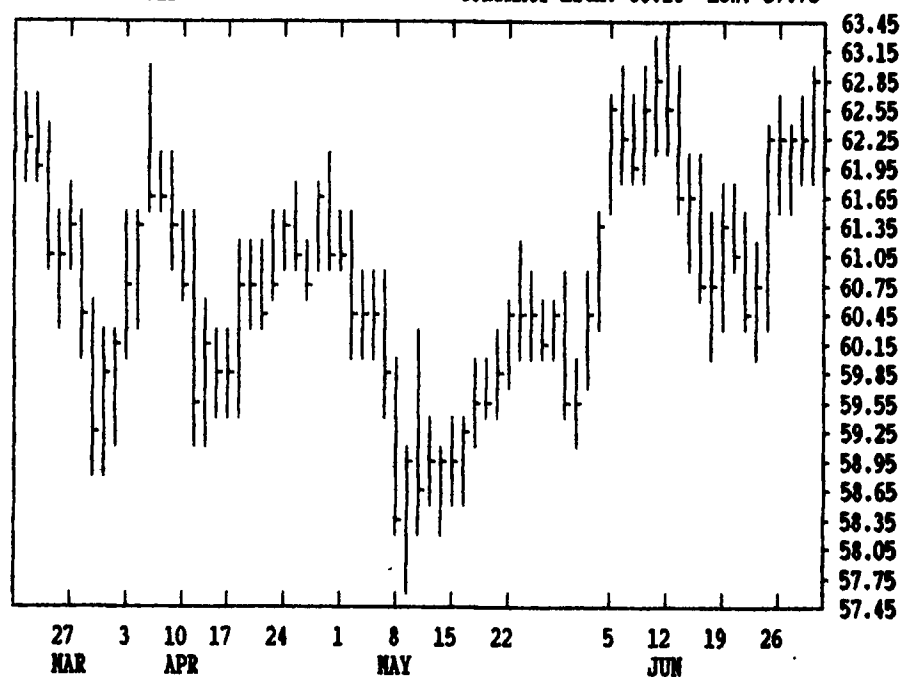
JUL LIVE HOGS

CONTRACT HIGH: 49.00 LOW: 40.65



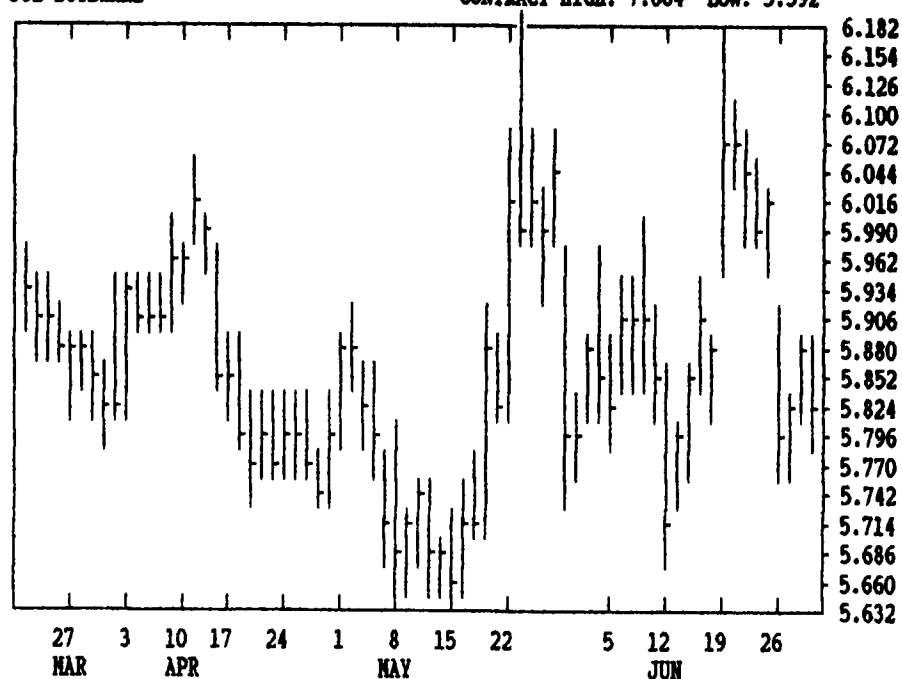
AUG LIVE CATTLE

CONTRACT HIGH: 68.10 LOW: 57.75



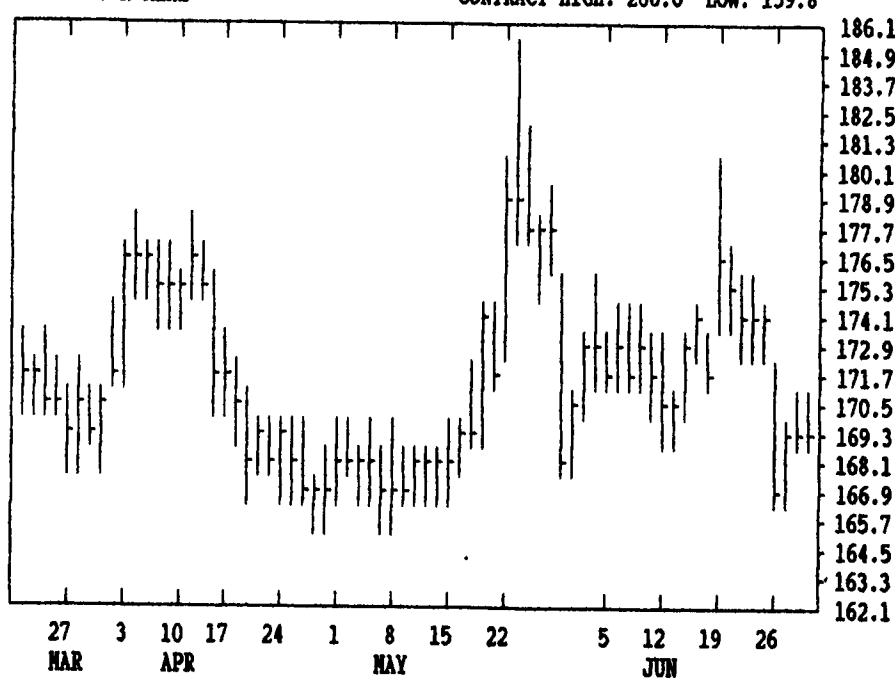
JUL SOYBEANS

CONTRACT HIGH: 7.064 LOW: 5.592



JUL SOYBEAN MEAL

CONTRACT HIGH: 206.0 LOW: 159.8



PRICES ARE DECIMAL		MOVING AVERAGES				RSI'S			5 DAY		20 DAY	
CONTRACT	CLOSE	4-DAY	9-DAY	18-DAY	45-DAY	9DAY	14DAY	30DAY	%K	%D	%K	%D
WHEAT JUL	447.50	432.19	415.75	397.43	378.34	83.4	79.1	72.4	80	75	86	86
WHEAT SEP	450.00	436.62	421.83	404.12	384.62	84.3	79.7	72.7	79	74	86	86
KCWHT JUL	496.00	480.12	452.03	424.94	394.38	85.7	82.8	77.1	88	86	92	92
KCWHT SEP	473.00	455.75	435.92	414.03	390.44	89.0	84.2	76.5	86	78	88	87
MINWHT JUL	494.00	478.62	456.19	428.79	401.34	89.9	84.8	77.0	89	88	94	93
CORN JUL	268.25	267.25	274.86	273.25	266.12	43.4	47.3	52.1	34	23	34	54
CORN SEP	273.00	272.19	280.47	279.33	271.56	42.0	46.3	51.7	28	18	30	53
CORN DEC	274.25	274.37	283.14	282.89	275.25	39.2	44.0	50.1	29	20	31	55
OATS JUL	144.00	142.69	146.22	144.24	147.29	47.1	47.5	49.3	35	27	40	48
BEANS JUL	582.00	583.31	595.11	590.86	585.94	41.8	45.3	48.4	27	23	37	54
BEANS AUG	587.00	588.12	600.28	595.92	590.88	41.9	45.3	48.4	25	19	32	51
BEANS NOV	599.00	600.50	613.33	609.21	603.81	40.8	44.6	48.2	24	20	32	51
MEAL JUL	169.70	169.00	172.22	172.30	171.52	42.1	44.7	48.1	36	25	23	33
BWOIL JUL	26.52	26.82	27.24	26.70	26.04	45.8	49.9	51.8	16	22	57	70
CATTLE AUG	63.03	62.48	61.79	61.88	60.83	66.8	62.5	56.5	90	88	79	62
CATTLE OCT	63.78	63.34	62.77	62.85	62.36	67.7	62.2	55.4	92	91	73	50
FCTL AUG	66.90	66.41	65.59	65.92	65.87	62.9	57.9	51.5	90	91	65	47
HOGS JUL	47.15	47.46	47.48	46.30	44.36	57.6	59.8	58.2	38	52	84	90
HOGS AUG	46.78	46.94	46.87	45.77	44.10	63.7	64.2	60.4	37	56	85	91
PKBLS AUG	40.28	40.51	40.62	38.77	37.19	56.1	55.4	52.7	33	46	85	63

LIVE CATTLE				FEEDER CATTLE				LIVE HOGS				
AUG	OCT	DEC	FEB	APR	JUN	AUG	OCT	NOV	JAN	MAR	APR	MAY
6305	6380	6455	6460	6522	6165	6700	6585	6590	6550	6420	6405	6350
6212	6310	6377	6380	6460	6160	6570	6475	6490	6490	6400	6390	6350
6302*	6377*	6447*	6457*	6500*	6160*	6690*	6582*	6575*	6545*	6420*	6390*	6350*
+75	+62	+70	+72	+57	+25	+82	+85	+50	+40	+5	0	0
SEP	DEC	MAR	APR	MAY	SEP	DEC	APR	MAY	JUL	AUG	OCT	JLY
8790	8840	8880	8790	8722	8840	7262	7247	7256*	4110	4070	4290	4720
8652	8722	8832*	8778*	8832*	8832*	7247	7237	7244*	4025	3985	4262	4700
+109	+111	+115	+109	+111	+115	7231	7231	7231*	4067*	4027*	4277*	4720*
BRITISH POUND	CANADIAN DOLLAR	PORK BELLIES										
SEP	DEC	MAR	SEP	DEC	MAR	JLY	AUG	FEB				
15980	15920	15844	8189	8247	8189	5265	5265	5265*				
15762	15730	15844*	8165	8195	8188a	5265	5265	5265*				
+222	+228	+234	+26	+33	+26	5450	5450	5550*				
US DOLLAR INDEX	S&P 500 INDEX	GERMAN MARK										
SEP	DEC	MAR	SEP	DEC	MAR	SEP	DEC	MAR				
55060	55430	55750	54440	54860	55240	7297	7175	7270*				
54440	54860	55240*	54845*	54860	55240*	7320	7208	7292*				
-95	-90	-60	-95	-90	-90	7340	7285	7312*				
JAPANESE YEN												
SEP	DEC	MAR	SEP	DEC	MAR	SEP	DEC	MAR				
11976	12120	12240	55060	55430	55750	7297	7175	7270*				
11774	11970	12248*	54440	54860	55240*	7320	7208	7292*				
+191	+197	+205	54845*	54860	55240*	7340	7285	7312*				
11956*	12101*	12248*	54845*	54860	55240*	7340	7285	7312*				
+191	+197	+205	54845*	54860	55240*	7340	7285	7312*				

CORN				CHICAGO WHEAT				K.C. WHEAT			
JLY	SEP	DEC	MAR	JLY	SEP	DEC	MAR	JLY	SEP	DEC	MAR
2710	2760	2770	2826	4520	4530	4594	4500	5000	4750	4700	4570
2674	2722	2734	2796	4370	4410	4470	4390	4850	4654	4600	4490
2682*	2730*	2742*	2800*	4474*	4500*	4540*	4460*	4960*	4730*	4682*	4532*
-16	-20	-26	-30	+86	+74	+34	+34	+110	+114	+92	+76
MAY	JLY	SEP	OCT	MAY	JLY	SEP	OCT	JLY	SEP	OCT	MAY
2846	2866	2670	2516	4150	1472	1512	1556	3900	4750	4690	4614
2814	2830	2644	2496	4070	1430	1470	1514	3810	4600	4530	4530
2814*	2832*	2644*	2500*	4100*	1440*	1482*	1526*	3850*	4706*	4612*	4600*
-36	-40	-24	-14	+50	-24	-14	-20	0	+142	+102	+74
NOV	JAN	MAR	APR	MAY	JUN	JUL	AUG	SEP	OCT	NOV	DEC
5932	5974	6044	6120	6174	6230	6270	5974	5914	5920*	5990*	6064*
5866	5914	5982	6064	6124	6174	6220	1703	1713	1720*	1739*	1739*
-56	-52	-54	-50	-60	-54	-60	1693	1718*	1718*	1739*	1739*
SOYBEANS	SOYBEAN MEAL	SOYBEAN OIL									
JLY	SEP	NOV	JAN	MAR	APR	MAY	JLY	SEP	NOV	JAN	MAR
5880	5932	6044	6120	6174	6230	6270	2705	2702	2695	2685	2682
5812	5866	5982	6064	6124	6174	6220	2643	2640	2635	2626	2613
5820*	5870*	5990*	6064*	6124*	6174*	6220*	2652*	2647*	2639*	2627*	2625*
-54	-56	-54	-50	-60	-54	-60	-45	-45	-48	-53	-50
NOV	JAN	MAR	APR	MAY	JUN	JUL	AUG	SEP	OCT	NOV	DEC
5950	5932	5974	6044	6120	6174	6230	2702	2695	2685	2682	2665
5910	5866	5982	6064	6124	6174	6220	2640	2635	2626	2613	2624*
-42	-56	-54	-50	-60	-54	-60	2647*	2639*	2627*	2625*	2624*
MAY	JUN	JUL	AUG	SEP	OCT	NOV	DEC	JAN	FEB	MAR	APR
1833	1806	1820	1806	1815	1817*	1817*	2665	2665	2665	2665	2665
1830	1797	1815	1806	1815	1817*	1817*	2635	2635	2635	2635	2635
1833*	1800*	1817*	1800*	1817*	1817*	1817*	2613*	2613*	2613*	2613*	2613*
-2	-4	+5	-4	+5	+5	+5	-39	-39	-39	-39	-39