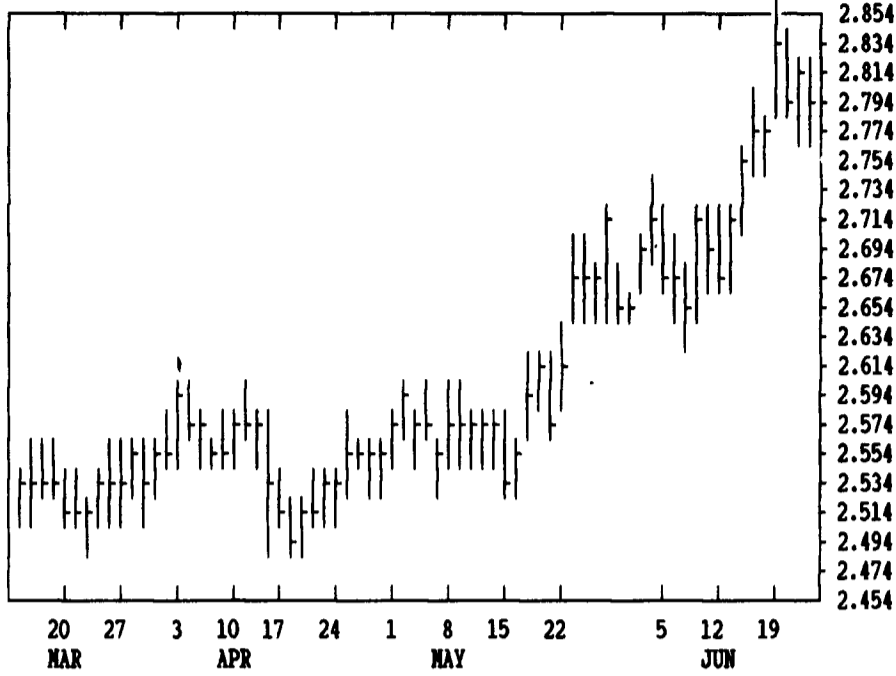


GRAIN, CATTLE AND HOG FUTURES MARKETS

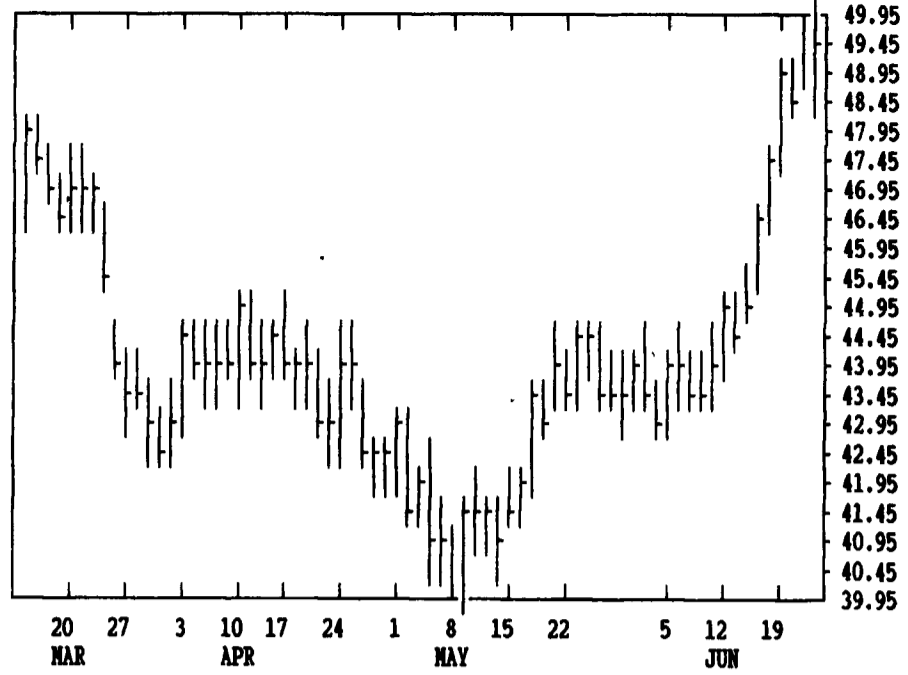
(Closing bids: Thursday, June 22, 1995)

JUL CORN CONTRACT HIGH: 2.854 LOW: 2.324



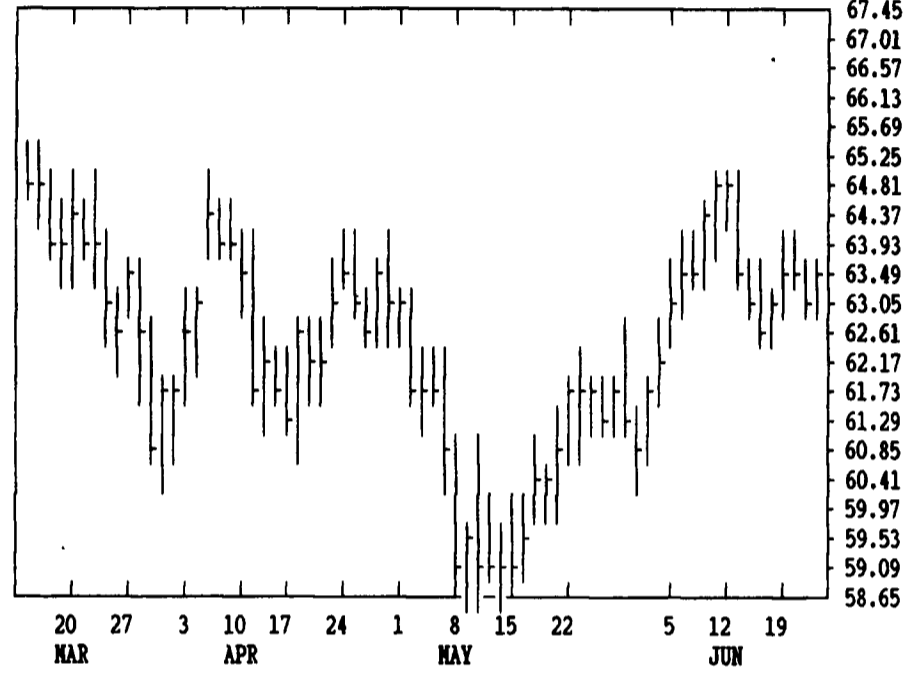
JUN LIVE HOGS

CONTRACT HIGH: 51.55 LOW: 39.95



JUN LIVE CATTLE

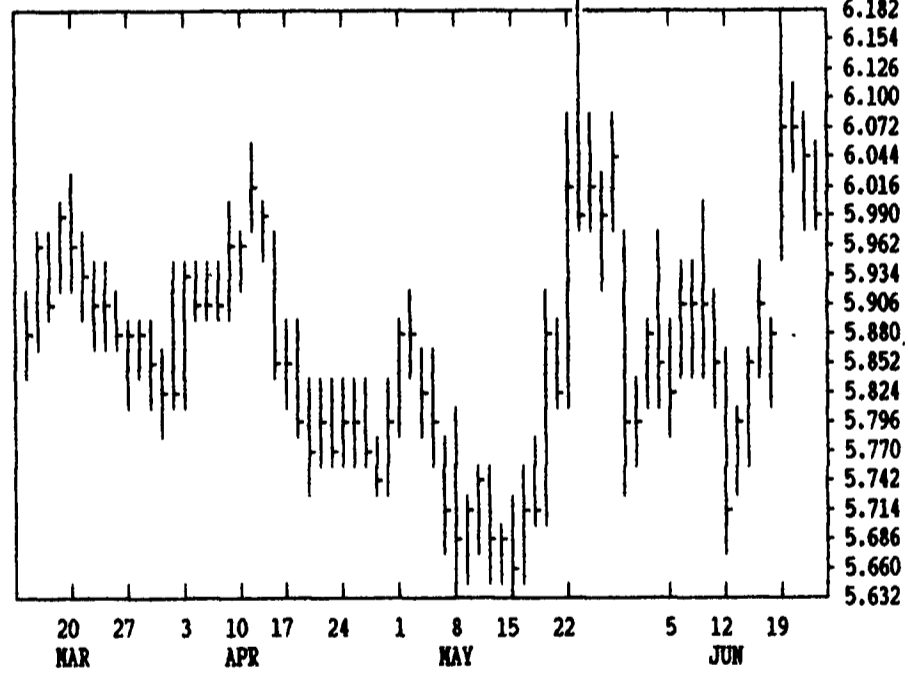
CONTRACT HIGH: 71.50 LOW: 58.65



DTN FUTURES 02 06/23/95				DELAYED COMMODITY QUOTES				06:07 central time						
CORN				CHICAGO WHEAT				K.C. WHEAT						
	HIGH	LOW	LAST CHG		HIGH	LOW	LAST CHG		HIGH	LOW	LAST CHG			
JUL	2816	2784	2792*	-26	JUL	4160	3960	4102*+124	JUL	4414	4190	4370*+166		
SEP	2880	2846	2854*	-26	SEP	4230	4044	4172*+114	SEP	4344	4134	4274*+134		
DEC	2912	2876	2886*	-26	DEC	4350	4174	4284* +90	DEC	4404	4200	4336*+124		
MAR	2950	2920	2926*	-24	MAR	4350	4176	4290* +80	MAR	4360	4184	4282*+100		
MAY	2966	2942	2946*	-20	MAY	4100	4000	4050* +60	JUL	3750	3700	3720* +50		
JUL	2986	2956	2966*	-16	JUL	3700	3600	3674* +20	MINN WHEAT					
SEP	2730	2722	2730*	-4	OATS				JUL	4536	4324	4450*+112		
DEC	2584	2572	2580*	+4	JUL	1530	1450	1526* +52	SEP	4340	4140	4254*+102		
DEC	2560	2560	2560*	0	SEP	1566	1492	1564* +46	DEC	4340	4180	4264* +82		
SOYBEANS				DEC	1620	1546	1614* +36	MAR	4330	4200	4270* +74			
JUL	6064	6004	6010*	-46	MAR	1644	1630	1644* +30	MAY	4250	4140	4250*+120		
AUG	6120	6060	6062*	-50	SOYBEAN MEAL				SOYBEAN OIL					
SEP	6170	6106	6114*	-56	JUL	1750	1733	1741*	0	JUL	2774	2735	2748*	-39
NOV	6256	6190	6200*	-52	AUG	1770	1753	1761*	+1	AUG	2765	2727	2736*	-39
JAN	6320	6260	6266*	-44	SEP	1792	1778	1779*	-4	SEP	2755	2720	2725*	-40
MAR	6370	6324	6332*	-46	OCT	1810	1796	1799*	-2	OCT	2745	2710	2712*	-40
MAY	6424	6370	6374*	-44	DEC	1850	1834	1839*	-2	DEC	2732	2695	2708*	-29
JUL	6474	6420	6422*	-42	JAN	1860	1848	1848*	-5	JAN	2718	2695	2700*	-29
SEP					MAR	1873	1863	1863*	0	MAR	2710	2685	2688*	-27
NOV	6020	5974	5980*	-32	MAY	1880	1870	1873*	-1	MAY	2700	2685	2685*	-30
LIVE CATTLE				FEEDER CATTLE				LIVE HOGS						
	HIGH	LOW	LAST CHG		HIGH	LOW	LAST CHG		HIGH	LOW	LAST CHG			
JUN	6362	6300	6355*	+30	AUG	6507	6417	6505*	+65	JUN	5010	4880	4982*	-17
AUG	6105	6015	6085*	+42	SEP	6435	6335	6432*	+77	JUL	4727	4670	4720*	-40
OCT	6240	6155	6222*	+47	OCT	6405	6330	6402*	+57	AUG	4677	4630	4675*	-15
DEC	6395	6310	6370*	+42	NOV	6480	6420	6475*	+35	OCT	4305	4270	4287*	-37
FEB	6400	6337	6382*	+30	JAN	6470	6420	6470*	+40	DEC	4390	4350	4382*	-40
APR	6480	6435	6460*	+30	MAR	6390	6375	6390*	+15	FEB	4475	4450	4470*	-27
JUN	6155	6130	6145*	+15	APR	6375	6375	6375*	+10	APR	4372	4350	4372*	-27
AUG					MAY	6340	6340	6340*	+5	JUN	4845	4800	4840*	-35
SWISS FRANC				CANADIAN DOLLAR				PORK BELLIES						
SEP	8815	8660	8692*	-101	SEP	7266	7220	7261*	+13	JUL	4205	4065	4135*	-40
DEC	8865	8730	8744*	-104	DEC	7250	7225	7248*	+13	AUG	4100	3960	4012*	-60
MAR	8910	8775	8792*	-106	MAR	7236	7215	7235*	+13	FEB	5437	5257	5352*	-5
BRITISH POUND				US DOLLAR INDEX										
SEP	16088	15900	15950*	-114	SEP	8222	8203	8208*	-13	MAY	5360	5230	5255*	0
DEC	16040	15870	15900*	-116	DEC	8255	8180	8255a	+14	JUL	5150	5150	5150*	+90
MAR	15970	15800	15840*	-116	S&P 500 INDEX				GERMAN MARK					
JAPANESE YEN				SEP	55595	54865	55535*	+640	SEP	7260	7150	7177*	-62	
SEP	12050	11937	11952*	-64	DEC	55965	55390	55920*	+640	DEC	7280	7190	7198*	-64
DEC	12157	12080	12092*	-64	MAR	56310	55860	56285*	+635	MAR	7300	7210	7216*	-65
MAR	12232	12240	12232*	-65	JUN	56700	56580	56660*	+575	JUN				

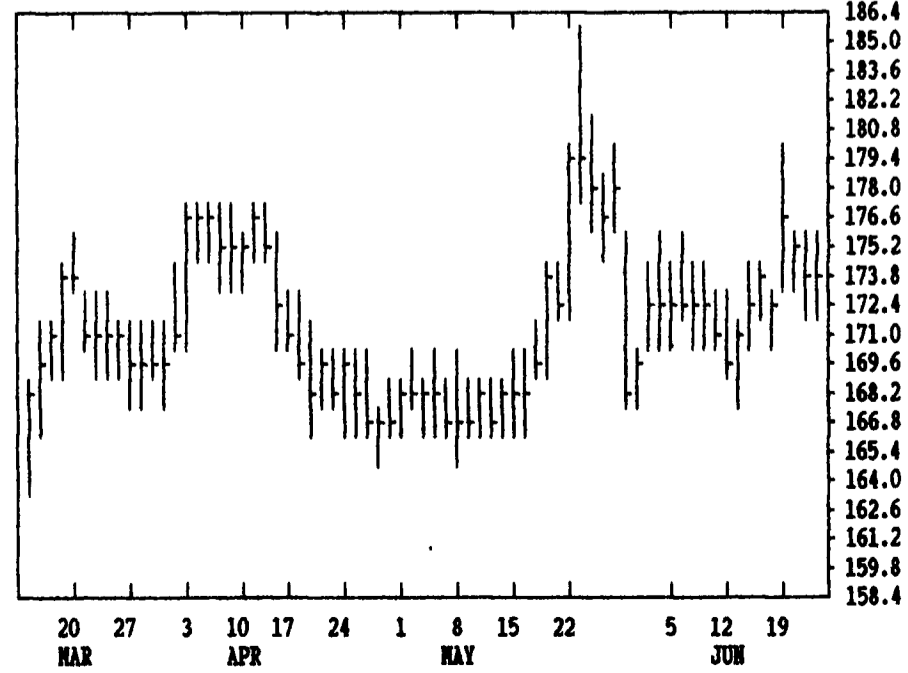
JUL SOYBEANS

CONTRACT HIGH: 7.064 LOW: 5.592



JUL SOYBEAN MEAL

CONTRACT HIGH: 206.0 LOW: 159.8



CORN				CHICAGO WHEAT				K.C. WHEAT						
	HIGH	LOW	LAST CHG		HIGH	LOW	LAST CHG		HIGH	LOW	LAST CHG			
JUL	2816	2784	2792*	-26	JUL	4160	3960	4102*+124	JUL	4414	4190	4370*+166		
SEP	2880	2846	2854*	-26	SEP	4230	4044	4172*+114	SEP	4344	4134	4274*+134		
DEC	2912	2876	2886*	-26	DEC	4350	4174	4284* +90	DEC	4404	4200	4336*+124		
MAR	2950	2920	2926*	-24	MAR	4350	4176	4290* +80	MAR	4360	4184	4282*+100		
MAY	2966	2942	2946*	-20	MAY	4100	4000	4050* +60	JUL	3750	3700	3720* +50		
JUL	2986	2956	2966*	-16	JUL	3700	3600	3674* +20	MINN WHEAT					
SEP	2730	2722	2730*	-4	OATS				JUL	4536	4324	4450*+112		
DEC	2584	2572	2580*	+4	JUL	1530	1450	1526* +52	SEP	4340	4140	4254*+102		
DEC	2560	2560	2560*	0	SEP	1566	1492	1564* +46	DEC	4340	4180	4264* +82		
SOYBEANS				DEC	1620	1546	1614* +36	MAR	4330	4200	4270* +74			
JUL	6064	6004	6010*	-46	MAR	1644	1630	1644* +30	MAY	4250	4140	4250*+120		
AUG	6120	6060	6062*	-50	SOYBEAN MEAL				SOYBEAN OIL					
SEP	6170	6106	6114*	-56	JUL	1750	1733	1741*	0	JUL	2774	2735	2748*	-39
NOV	6256	6190	6200*	-52	AUG	1770	1753	1761*	+1	AUG	2765	2727	2736*	-39
JAN	6320	6260	6266*	-44	SEP	1792	1778	1779*	-4	SEP	2755	2720	2725*	-40
MAR	6370	6324	6332*	-46	OCT	1810	1796	1799*	-2	OCT	2745	2710	2712*	-40
MAY	6424	6370	6374*	-44	DEC	1850	1834	1839*	-2	DEC	2732	2695	2708*	-29
JUL	6474	6420	6422*	-42	JAN	1860	1848	1848*	-5	JAN	2718	2695	2700*	-29
SEP					MAR	1873	1863	1863*	0	MAR	2710	2685	2688*	-27
NOV	6020	5974	5980*	-32	MAY	1880	1870	1873*	-1	MAY	2700	2685	2685*	-30