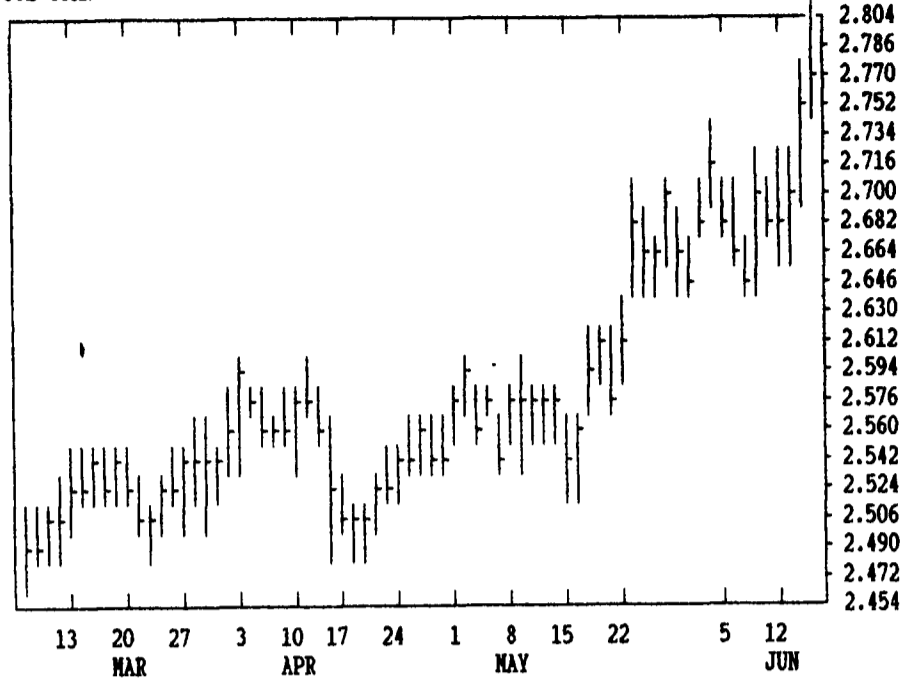


GRAIN, CATTLE AND HOG FUTURES MARKETS

(Closing bids: Thursday, June 15, 1995)

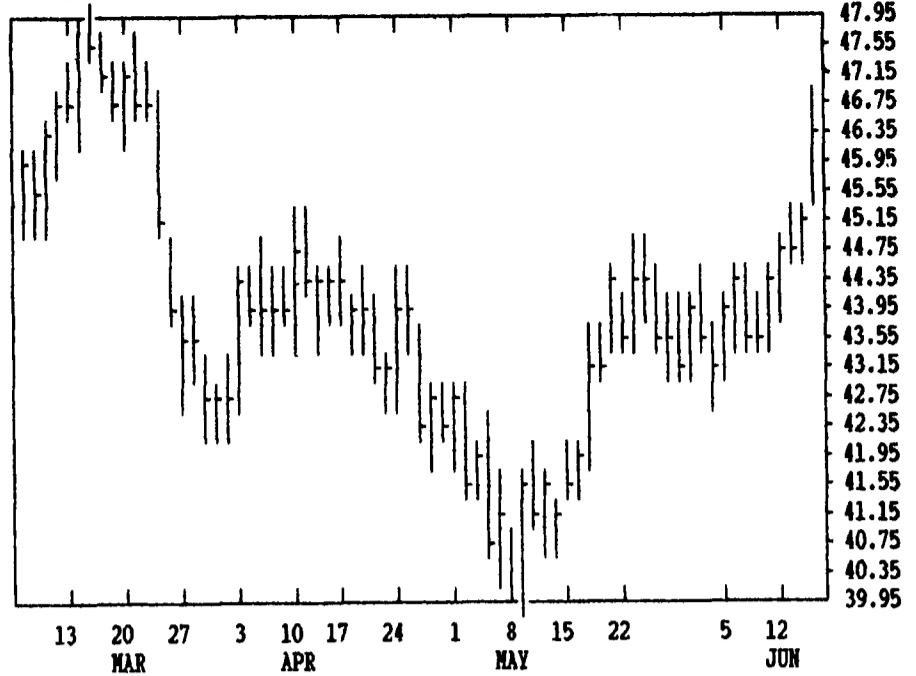
JUL CORN

CONTRACT HIGH: 2.854 LOW: 2.324



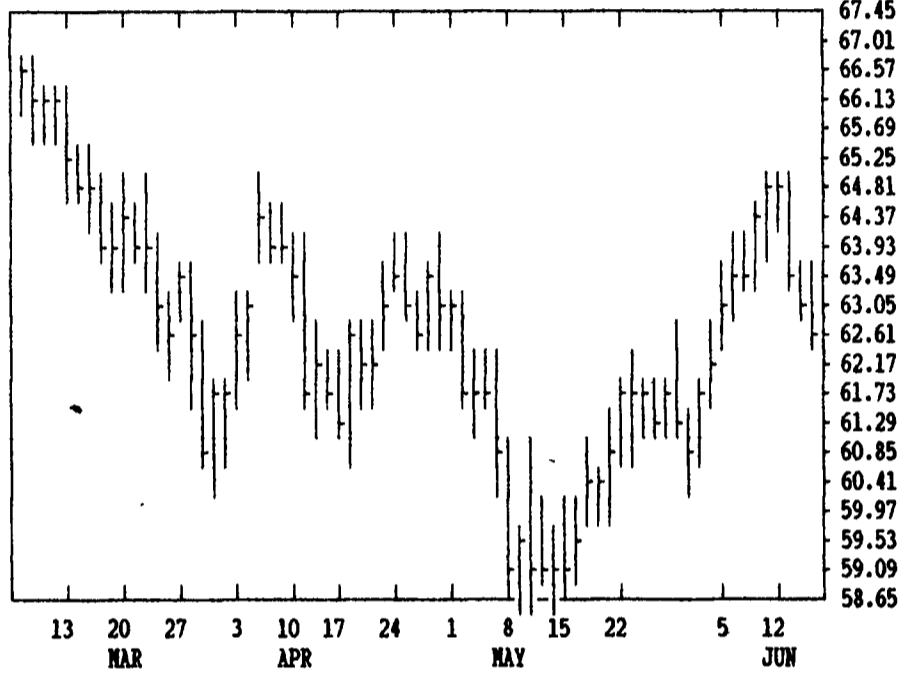
JUN LIVE HOGS

CONTRACT HIGH: 51.55 LOW: 39.95



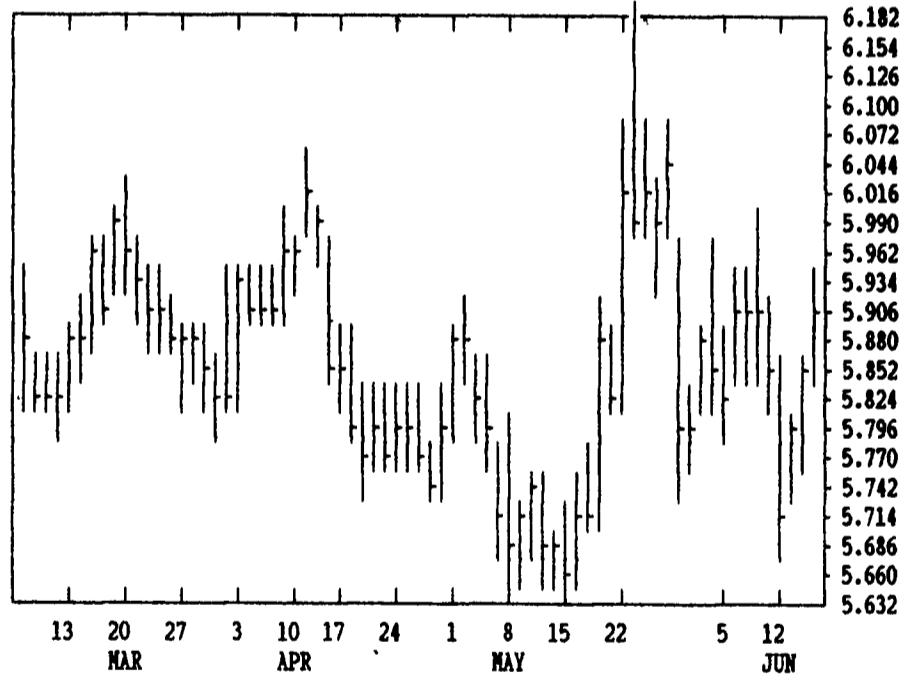
JUN LIVE CATTLE

CONTRACT HIGH: 71.50 LOW: 58.65



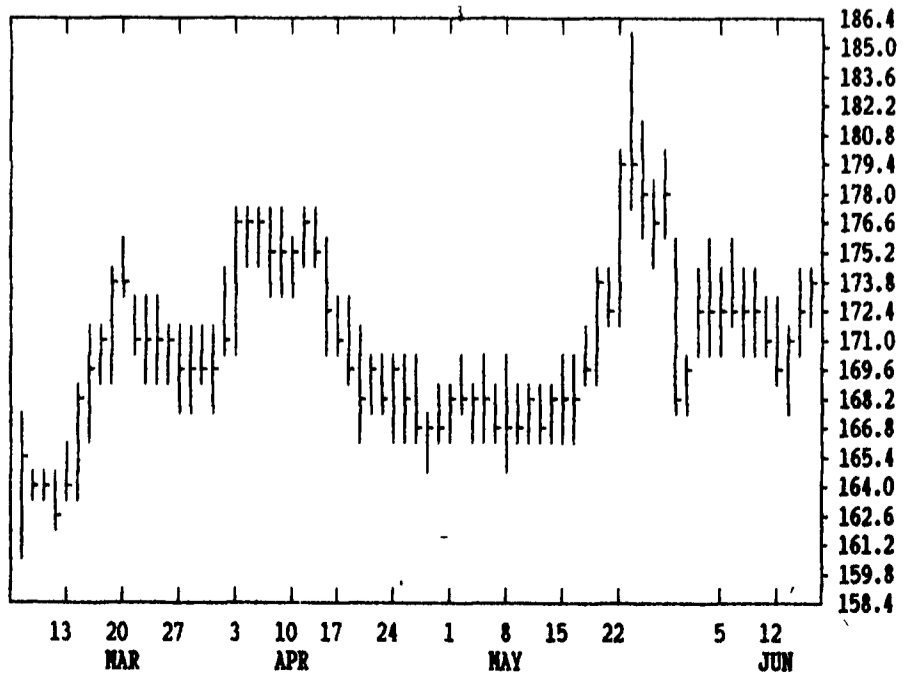
JUL SOYBEANS

CONTRACT HIGH: 7.064 LOW: 5.592



JUL SOYBEAN MEAL

CONTRACT HIGH: 206.0 LOW: 159.8



DTN FUTURES	14 06/09/95		DTN WEEKLY TECHNICAL SUMMARY				6/9/95
	Past Week's(6/5-6/9)		May's		Current		
	High	Low	Close	High	Low	Support	Resistance
NEARBY WHEAT	390.00	370.00	375.25	387.5	351.00	350.50	394.00
SEP WHEAT	396.25	377.00	381.75	392.75	357.25	372.00	396.25
NEARBY KCWHT	405.00	388.00	394.00	411.25	357.75	383.00	423.25
SEP KCWHT	401.75	382.50	388.00	392.75	357.25	376.75	401.75
NEARBY MGEWT	407.5	387.00	397.00	414.00	371.00	375.00	415.00
NEARBY CORN	271.5	264.5	269.5	271.25	248.00	253.00	274-286.00
SEP CORN	278.25	271.5	276.00	277.00	257.75	263.00	????
DEC CORN	283.5	275.75	280.75	281.00	261.75	273.00	????
NEARBY OATS	158.5	138.5	140.25	156.5	136.0	133.00	161.00
NEARBY BEANS	598.5	581.00	585.5	618.5	556.50	563.25	618.50
AUG BEANS	603.5	586.5	591.00	623.00	571.00	574.00	623.00
NOV BEANS	618.00	600.25	604.5	634.00	582.5	586.50	634.00
NEARBY MEAL	174.9	171.3	172.00	185.00	162.10	168.10	186.80
NEARBY BNOIL	26.90	25.62	26.18	26.90	24.57	24.64	28.18
NEARBY LIVCT	64.95	62.55	64.90	63.35	58.65	58.65	66.80
AUG LIVCT	63.175	61.70	63.00	61.45	57.75	60.25	65.65
NEARBY FEDCT	67.475	66.40	67.425	66.70	62.25	62.25	71.95
NEARBY LIVHG	44.45	43.225	44.25	44.775	39.95	39.00	45.00-52.95
JUL LIVHG	45.45	43.90	44.825	44.45	40.90	40.90	47.40
NEARBY PKBLS	37.50	35.55	37.275	41.675	35.60	35.00	41.675
NEARBY COTTN	114.65	104.75	111.85	114.5	97.60	97.60	117.20
NEARBY COTTN	114.65	105.55	37.275	41.675	35.60	35.00	41.675

LIVE CATTLE				FEEDER CATTLE				LIVE HOGS							
JUN	AUG	OCT	DEC	JUN	SEP	OCT	NOV	JUN	JUL	AUG	OCT	DEC	FEB	APR	JUN
6377	6205	6262	6410	6455	6535	6455	6455	4667	4585	4525	4217	4315	4390	4340	4760
6267	6080	6175	6345	6387	6470	6405	6405	4550	4540	4470	4160	4265	4350	4302	4710
6280*	6082*	6187*	6355*	6405*	6477*	6440*	6440*	4660*	4572*	4497*	4207*	4312*	4360*	4340*	4760*
-57	-90	-45	-22	-37	-37	-80	-85	+137	+50	+35	+50	+52	+30	+45	+55
AUG															

CORN				CHICAGO WHEAT				K.C. WHEAT							
JUL	SEP	DEC	MAR	JUL	SEP	DEC	MAR	JUL	SEP	DEC	MAR	JUL	SEP	DEC	MAR
2806	2870	2894	2926	3920	3990	4130	4130	4120	4060	4130	4120	4120	4060	4130	4120
2760	2822	2862	2900	3830	3920	4040	4070	4044	3984	4054	4050	4054	3984	4054	4056
2780*	2836*	2870*	2906*	3844*	3926*	4046*	4090*	4064*	3996*	4064*	4056*	4056*	3996*	4064*	4056*
+16	+6	-6	0	-22	-16	-22	+4	+6	+14	+6	-2	-2	+14	+6	-2
MAY	JUL	SEP	DEC	MAY	SEP	DEC	MAY	JUL	SEP	DEC	MAY	JUL	SEP	DEC	MAY
2934	2950	2724	2576	3990	1500	1556	1596	3600	4020	4060	4034	4000	4060	4130	4000
2910	2920	2710	2554	3940	1452	1506	1554	3570	3920	3964	4010	3980	3964	4010	3980
2924*	2932*	2720*	2554*	3940*	1442*	1544*	1580*	3590*	3924*	3974*	4010*	3980*	3974*	4010*	3980*
+4	+2	0	-10	+34	+24	+16	+14	+4	-12	-12	+14	0	+14	0	0
JUL	SEP	DEC	JUL	SEP	DEC	JUL	SEP	DEC	JUL	SEP	DEC	JUL	SEP	DEC	JUL
2950	2724	2576	1454	1500	1556	1596	1748	1768	1790	1811	1850	1860	1865	1748	1768
2920	2710	2554	1402	1452	1506	1554	1732	1753	1774	1793	1831	1844	1855	1732	1753
2932*	2720*	2554*	1442*	1486*	1544*	1580*	1739*	1757*	1781*	1801*	1838*	1850*	1855*	1739*	1757*
+2	0	-10	+24	+22	+16	+14	+9	+6	+7	+10	+7	+8	+5	+9	+6
SEP	DEC	JUL	SEP	DEC	JUL	SEP	DEC	JUL	SEP	DEC	JUL	SEP	DEC	JUL	SEP
2724	2576	1454	1500	1556	1596	1748	1768	1790	1811	1850	1860	1865	1748	1768	1790
2710	2554	1402	1452	1506	1554	1580	1732	1753	1774	1793	1831	1844	1855	1732	1753
2720*	2554*	1442*	1486*	1544*	1580*	1739*	1757*	1781*	1801*	1838*	1850*	1855*	1739*	1757*	1781*
0	-10	+24	+22	+16	+14	+9	+6	+7	+10	+7	+8	+5	+9	+6	+7
DEC	JUL	SEP	DEC	JUL	SEP	DEC	JUL	SEP	DEC	JUL	SEP	DEC	JUL	SEP	DEC
2576	1454	1500	1556	1596	1748	1768	1790	1811	1850	1860	1865	1748	1768	1790	1790
2554	1402	1452	1506	1554	1580	1732	1753	1774	1793	1831	1844	1855	1732	1753	1753
2554*	1442*	1486*	1544*	1580*	1739*	1757*	1781*	1801*	1838*	1850*	1855*	1739*	1757*	1781*	1781*
-10	+24	+22	+16	+14	+9	+6	+7	+10	+7	+8	+5	+9	+6	+7	+7
JUL	SEP	DEC	JUL	SEP	DEC	JUL	SEP	DEC	JUL	SEP	DEC	JUL	SEP	DEC	JUL
2576	1454	1500	1556	1596	1748	1768	1790	1811	1850	1860	1865	1748	1768	1790	1790
2554	1402	1452	1506	1554	1580	1732	1753	1774	1793	1831	1844	1855	1732	1753	1753
2554*	1442*	1486*	1544*	1580*	1739*	1757*	1781*	1801*	1838*	1850*	1855*	1739*	1757*	1781*	1781*
-10	+24	+22	+16	+14	+9	+6	+7	+10	+7	+8	+5	+9	+6	+7	+7