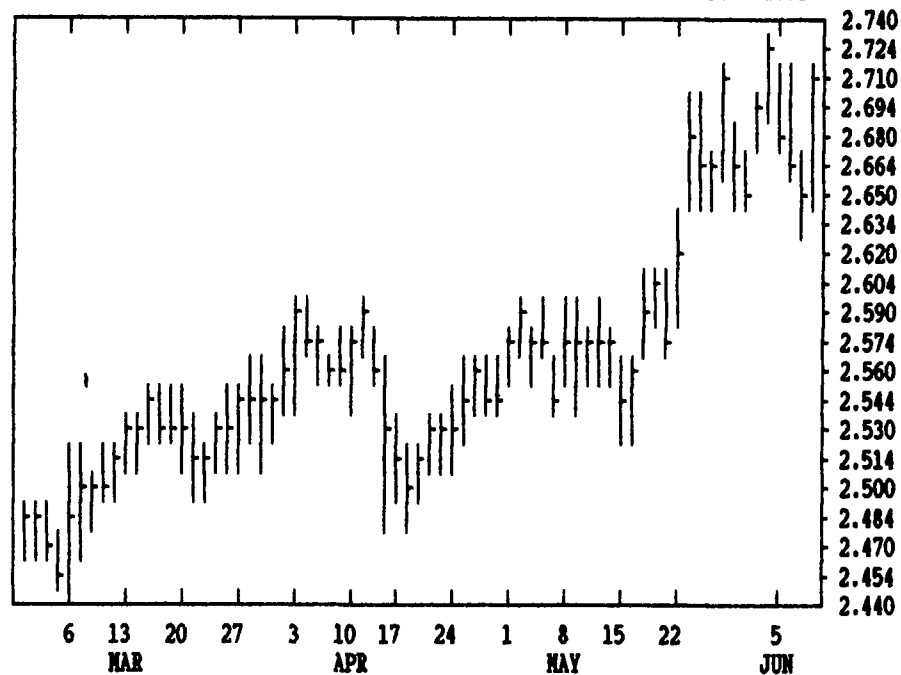


# GRAIN, CATTLE AND HOG FUTURES MARKETS

(Closing bids: Thursday, June 8, 1995)

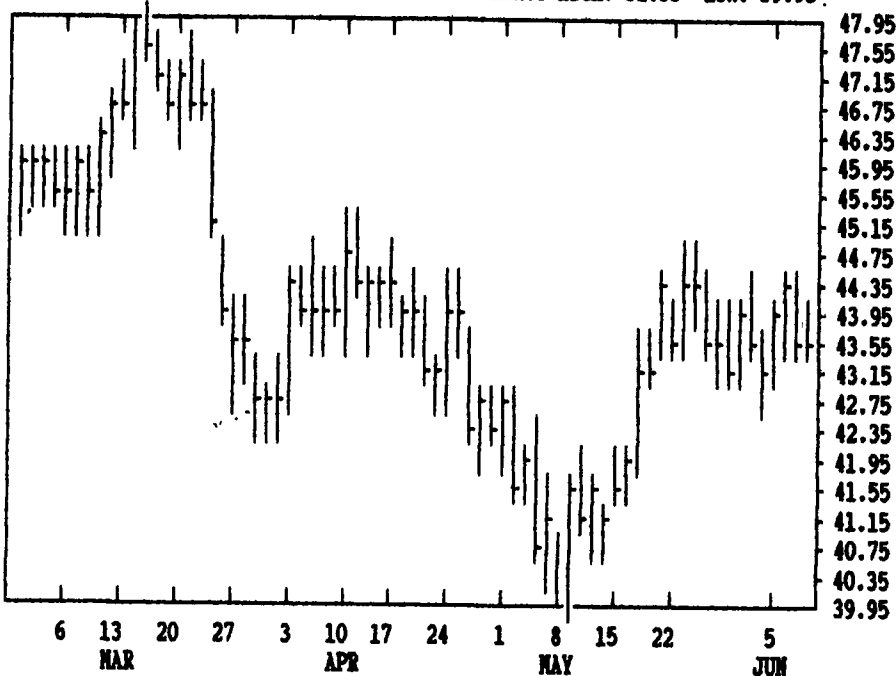
JUL CORN

CONTRACT HIGH: 2.854 LOW: 2.324



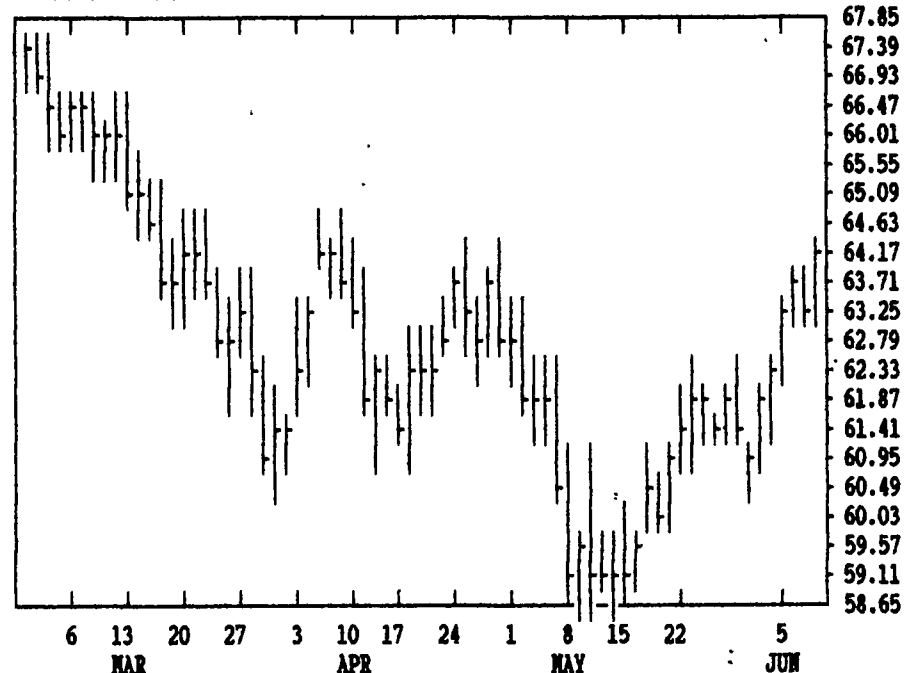
JUN LIVE HOGS

CONTRACT HIGH: 51.55 LOW: 39.95



JUN LIVE CATTLE

CONTRACT HIGH: 71.50 LOW: 58.65



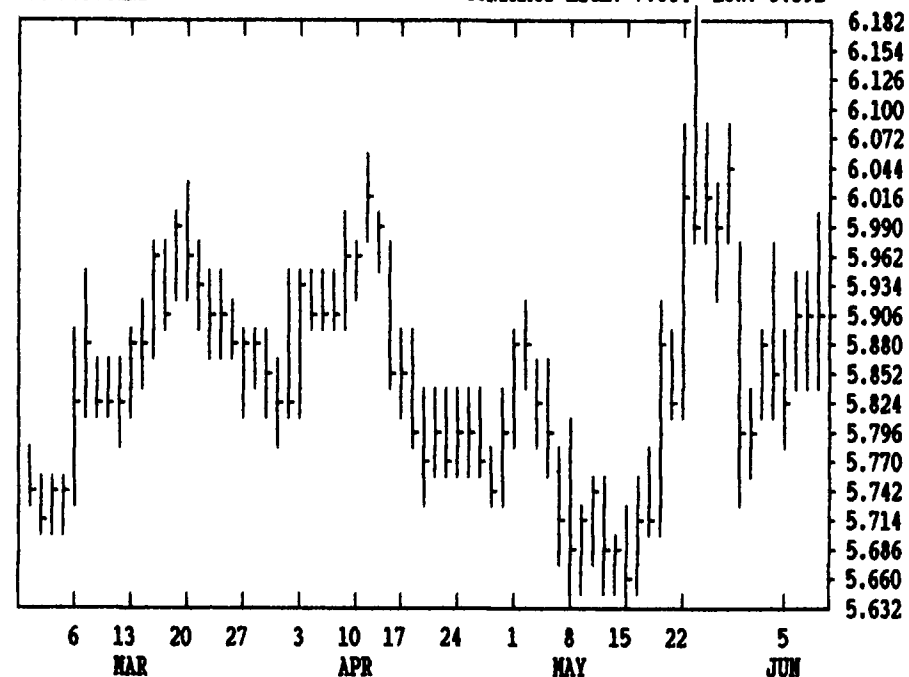
DTN FUTURES 14 06/08/95		TECHNICAL POINTS				SLOW STOCHASTIC						
PRICES ARE DECIMAL		MOVING AVERAGES				RSI'S						
CONTRACT	CLOSE	4-DAY	9-DAY	18-DAY	45-DAY	9DAY	14DAY	30DAY	%K	%D	%K	%D
WHEAT JUL	378.75	380.00	380.06	372.72	361.39	55.8	57.7	58.4	35	53	77	79
WHEAT SEP	385.50	386.62	386.00	378.89	367.34	56.9	58.6	59.1	38	54	76	79
KCWHT JUL	396.25	396.50	393.89	384.32	369.09	61.9	62.9	62.1	48	62	83	84
KCWHT SEP	391.25	391.56	390.50	382.93	370.40	57.9	59.3	59.6	37	53	77	81
NNWHT JUL	401.00	397.69	395.86	389.71	374.96	60.8	60.9	60.2	44	54	74	72
CORN JUL	271.00	268.19	268.67	265.17	259.62	61.8	61.6	61.0	38	40	78	81
CORN SEP	278.00	275.00	274.86	270.81	264.51	64.5	64.0	62.9	46	48	82	83
CORN DEC	282.75	279.94	279.36	274.99	268.28	65.6	64.9	63.5	51	55	83	84
OATS JUL	140.00	148.50	153.19	151.99	146.74	25.3	33.8	44.0	5	18	44	73
BEANS JUL	590.75	589.44	588.61	588.04	584.74	53.5	53.1	52.0	66	56	43	40
BEANS AUG	595.75	594.31	593.61	592.94	589.52	53.8	53.3	52.1	65	55	43	40
BEANS NOV	609.25	607.87	607.17	606.11	601.65	54.3	54.0	53.0	57	48	47	45
MEAL JUL	173.10	172.75	172.74	173.48	171.48	51.2	52.0	52.7	48	50	34	32
BWOIL JUL	26.51	26.39	26.24	25.87	25.58	59.5	57.6	54.4	85	70	75	68
CATTLE JUN	64.35	63.68	62.59	61.74	61.95	76.2	67.6	56.3	92	91	95	85
CATTLE AUG	62.75	62.42	61.30	60.63	60.49	70.2	65.5	57.0	78	84	91	84
FCTL AUG	66.95	66.81	65.99	65.74	66.39	64.3	57.9	50.3	81	85	86	66
HOGS JUN	43.68	43.85	43.69	43.57	43.18	52.3	52.2	50.5	62	62	76	77
HOGS JUL	44.43	44.71	44.24	43.85	43.36	56.0	55.4	52.8	57	70	83	85
PKBLS AUG	35.80	35.64	35.50	36.92	36.97	47.4	47.8	47.6	75	65	12	12

CORN				CHICAGO WHEAT				K.C. WHEAT						
	HIGH	LOW	LAST	CHG		HIGH	LOW	LAST	CHG		HIGH	LOW	LAST	CHG
JUL	2714	2656	2710*	+54	JUL	3790	3744	3786*	+52	JUL	3964	3922	3962*	+56
SEP	2782	2726	2780*	+56	SEP	3860	3812	3854*	+46	SEP	3920	3816	3912*	+66
DEC	2834	2770	2826*	+50	DEC	3974	3934	3972*	+46	DEC	3994	3950	3980*	+54
MAR	2874	2820	2874*	+46	MAR	4000	3970	3996*	+36	MAR	3984	3946	3984*	+60
MAY	2896	2844	2894*	+42	MAY	3860	3814	3860*	+60	JUL	3610	3610	3580*	0
JUL	2910	2860	2906*	+46	JUL	3590	3560	3580*	+20	MINN WHEAT				
SEP	2720	2700	2720*	+24	OATS				JUL	4024	3940	4010*	+92	
DEC	2560	2544	2556*	+22	JUL	1464	1384	1400*	-54	SEP	3910	3864	3906*	+60
DEC	2550	2550	2550*	+20	SEP	1504	1434	1446*	-46	DEC	3940	3892	3940*	+64
SOYBEANS				DEC	1544	1464	1500*	-36	MAR	4040	3990	3934*	+54	
JUL	5984	5860	5906*	-6	MAR	1580	1524	1534*	-42	MAY	3890	3974	3890*	0
AUG	6034	5914	5956*	-4	SOYBEAN MEAL				SOYBEAN OIL					
SEP	6094	5964	6012*	-12	JUL	1742	1716	1731*	+7	JUL	2690	2626	2651*	-14
NOV	6180	6030	6092*	-10	AUG	1760	1737	1750*	+7	AUG	2670	2618	2635*	-14
JAN	6250	6100	6162*	-12	SEP	1778	1757	1772*	+8	SEP	2675	2615	2630*	-17
MAR	6304	6180	6240*	-6	OCT	1797	1777	1785*	0	OCT	2670	2615	2620*	-21
MAY	6360	6220	6280*	-14	DEC	1840	1811	1829*	+8	DEC	2665	2602	2614*	-23
JUL	6394	6290	6326*	-2	JAN	1850	1825	1840*	+14	JAN	2635	2602	2610*	-21
SEP					MAR	1865	1835	1840*	+2	MAR	2655	2600	2608*	-25
NOV	6014	5950	5992*	+14	MAY	1875	1845	1852*	+5	MAY	2630	2605	2610*	-20

LIVE CATTLE				FEEDER CATTLE				LIVE HOGS						
	HIGH	LOW	LAST	CHG		HIGH	LOW	LAST	CHG		HIGH	LOW	LAST	CHG
JUN	6442	6357	6435*	+80	AUG	6732	6645	6695*	+37	JUN	4407	4345	4367*	+12
AUG	6292	6190	6275*	+82	SEP	6685	6617	6662*	+30	JUL	4465	4397	4442*	+12
OCT	6375	6320	6370*	+45	OCT	6680	6600	6640*	+35	AUG	4450	4390	4417*	-20
DEC	6450	6405	6440*	+27	NOV	6700	6642	6685*	+35	OCT	4177	4125	4130*	-22
FEB	6490	6465	6477*	+20	JAN	6645	6597	6627*	+22	DEC	4285	4240	4250*	-15
APR	6565	6540	6562*	+25	MAR	6530	6515	6520*	0	FEB	4380	4340	4340*	-20
JUN	6220	6215	6217*	+15	APR	6482	6475	6480*	0	APR	4310	4305	4305*	-5
AUG					MAY	6425	6425	6425*	0	JUN	4715	4700	4700*	-10
SWISS FRANC				CANADIAN DOLLAR				PORK BELLIES						
JUN	8638	8528	8613*	-9	JUN	7287	7233	7282*	+39	JUL	3800	3645	3672*	+27
SEP	8695	8586	8670*	-8	SEP	7268	7221	7262*	+41	AUG	3697	3555	3580*	+37
DEC	8735	8650	8721*	-7	DEC	7255	7226	7245*	+43	FEB	5067	4960	4980*	+5
BRITISH POUND				US DOLLAR INDEX				GERMAN MARK						
JUN	16002	15858	15974*	+60	JUN	8246	8229	8235a	+1	JUN	7119	7030	7104*	-1
SEP	15984	15840	15952*	+64	SEP	8270	8257	8260a	+4	SEP	7146	7059	7131*	-1
DEC	15920	15804	15908*	+68	SEP	8270	8257	8260a	+4	DEC	7165	7096	7156*	0
JAPANESE YEN				S&P 500 INDEX				GERMAN MARK						
JUN	11838	11752	11820*	-15	JUN	53500	53130	53165*	-160	JUN	7119	7030	7104*	-1
SEP	11984	11900	11965*	-14	SEP	53875	53575	53615*	-160	SEP	7146	7059	7131*	-1
DEC	12100	12070	12109*	-14	DEC	54210	53975	54005*	-160	DEC	7165	7096	7156*	0
										MAR	7185	7120	7179*	+1

JUL SOYBEANS

CONTRACT HIGH: 7.064 LOW: 5.592



JUL SOYBEAN MEAL

CONTRACT HIGH: 206.0 LOW: 159.8

