



FINALLY...



NEW HOLLAND

DISCBINE PERFORMANCE




YOU'RE IN CONTROL

The Model 900 forage harvester puts you in control of your harvest:

- Rugged 21-inch, 12-knife cutterhead for a uniform chop.
- Exclusive flip-up feedrolls provide convenient access to the shearbar and smooth roll scraper.
- Electromagnetic clutches provide instant response in controlling feedroll and attachment drives.
- Optional Metalert® II metal detector protects cutterhead and your valuable animals.

Let us show you how the Model 900 puts you in control.

NEW HIGH CAPACITY



MORE OF THE THINGS YOU WANT

More capacity, improved reliability and better bale shape.

- **Big Capacity.** Wide, Super-Sweep™ pickups get the short fine hay ordinary pickups miss.
- **Efficient Feeding Systems.** A rotary system on the two larger balers adds capacity and improves bale shape. The "565" has a beefed-up Flow-Action® feeder.
- **Increased Reliability.** Heavy-duty materials in the bale case and plunger, and accurate knotters or twisters, complete the story.

Check out the New Holland "565," "570" and "575" square balers... from the hay-baling experts.

BALE IT DRY OR WET



HAY OR SILAGE

You can make both with the Model 640 Silage Special. Here's how:

- The heavy-duty feeder has a position designed especially for silage baling.
- Steel-welded loops and a heavy-duty sharpened steel scraper on the sledge follower roll and tailgate nose roll eliminate crop residue buildup.
- Endless belts provide added durability in tough crops.

For dense, uniform 4' x 5' bales in dry or high-moisture crops, stop by and see the 640 Silage Special.

See your nearest
Ford New Holland Dealer



FORD NEW HOLLAND
CREDIT