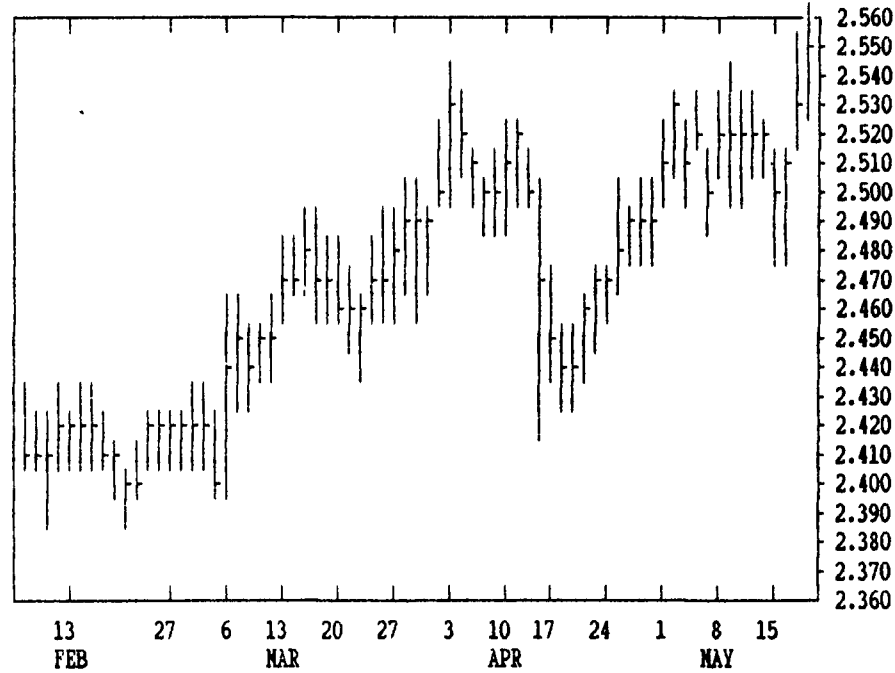


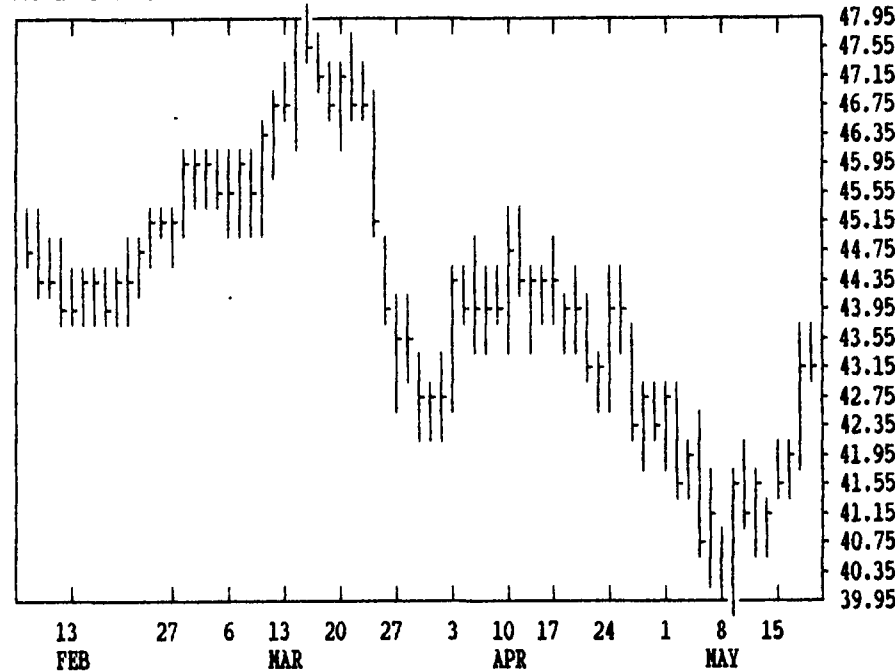
GRAIN, CATTLE AND HOG FUTURES MARKETS

(Closing bids: Thursday, May 18, 1995)

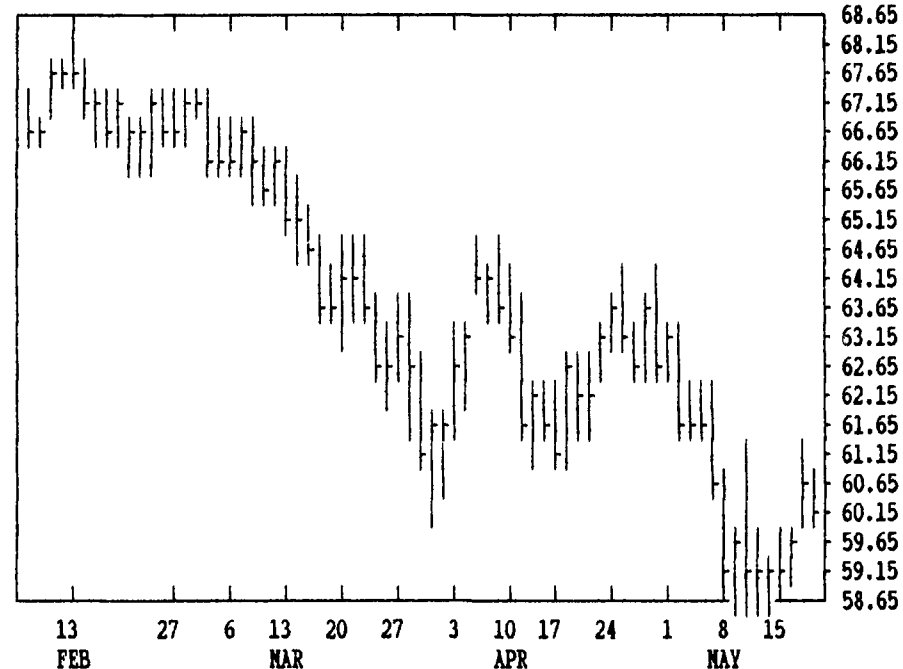
MAY CORN CONTRACT HIGH: 2.850 LOW: 2.280



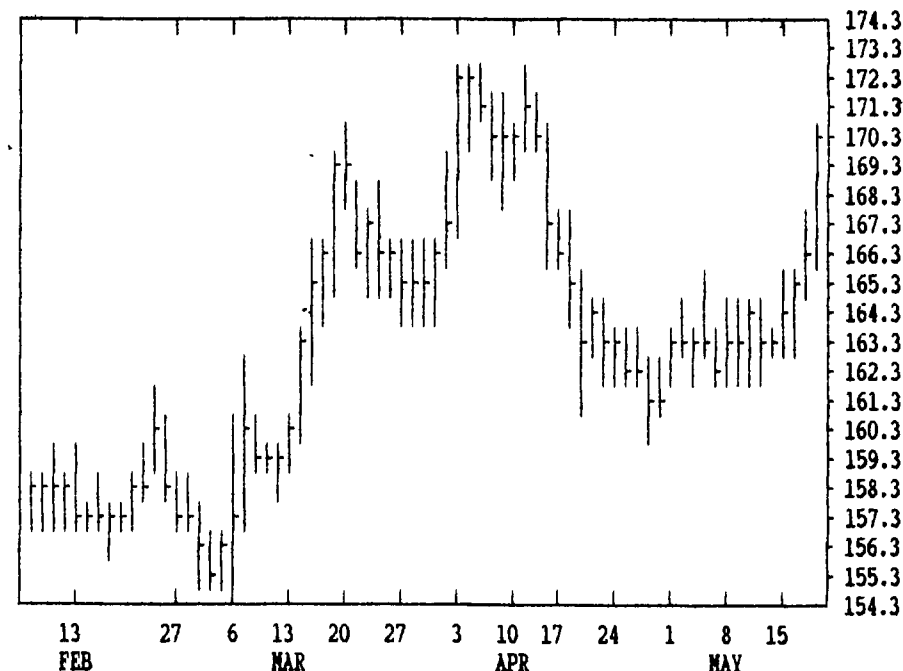
JUN LIVE HOGS CONTRACT HIGH: 51.55 LOW: 39.95



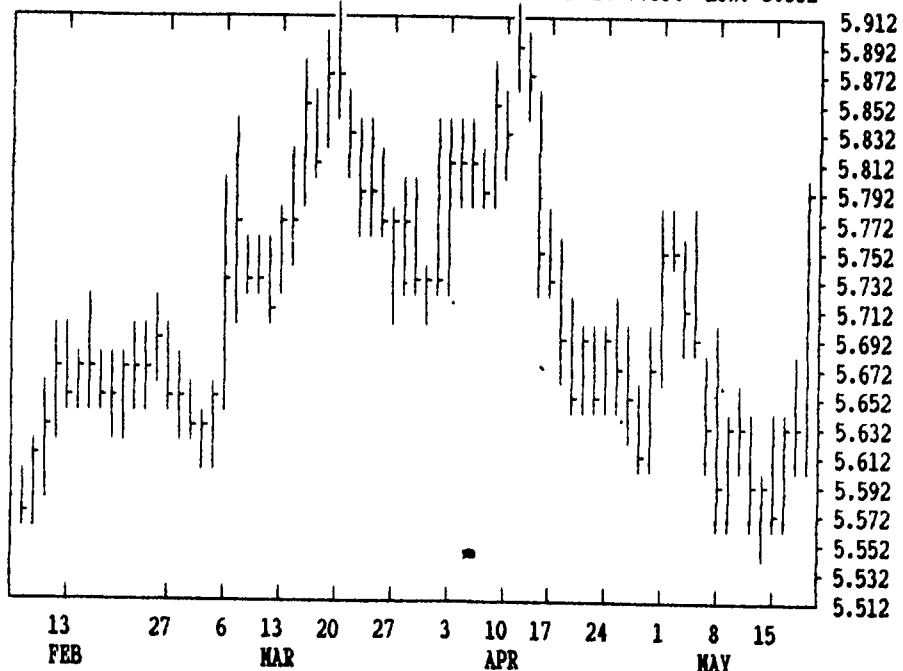
JUN LIVE CATTLE CONTRACT HIGH: 71.50 LOW: 58.65



MAY SOYBEAN NEAL CONTRACT HIGH: 207.0 LOW: 155.3



MAY SOYBEANS CONTRACT HIGH: 7.054 LOW: 5.532



DTM FUTURES 14 05/18/95		TECHNICAL POINTS				SLOW STOCHASTIC				
PRICES ARE DECIMAL		MOVING AVERAGES		RSI'S		5 DAY		20 DAY		
CONTRACT	CLOSE	4-DAY	9-DAY	18-DAY	45-DAY	9DAY	14DAY	30DAY	%K	%D
WHEAT MAY	369.00	365.37	364.92	359.60	354.14	64.5	62.1	56.9	45	49
WHEAT JUL	359.75	359.19	360.36	357.82	350.34	53.7	55.2	55.8	31	38
KCWHT MAY	407.50	407.69	405.36	388.33	368.23	74.5	73.7	67.7	50	73
KCWHT JUL	367.75	367.56	367.39	364.21	355.32	55.5	56.8	57.0	33	44
MNWHT MAY	400.00	399.50	403.06	390.32	365.51	61.4	64.4	63.1	27	40
CORN MAY	255.50	252.50	252.36	251.32	249.43	69.4	65.3	61.5	80	64
CORN JUL	261.25	258.00	257.94	257.28	255.65	66.2	62.9	60.3	82	63
CORN DEC	269.75	266.56	266.44	265.43	263.31	65.2	62.6	60.5	85	63
OATS MAY	146.25	144.62	143.08	139.85	136.83	73.9	70.2	61.2	86	84
BEANS MAY	580.00	566.00	563.14	566.08	573.44	68.4	61.1	54.5	82	56
BEANS JUL	589.50	575.56	572.72	576.72	584.39	66.0	59.4	53.6	79	56
BEANS NOV	606.25	593.50	590.28	594.01	599.96	66.3	59.8	54.7	82	61
NEAL MAY	170.20	166.47	164.94	163.93	166.19	80.6	70.3	59.7	88	77
BNOIL MAY	25.60	24.96	25.00	25.44	25.78	55.9	51.7	48.9	53	31
CATTLE JUN	60.30	60.01	59.63	61.04	62.19	45.0	42.5	41.6	62	48
CATTLE AUG	59.58	59.43	59.09	59.93	60.55	47.5	45.0	43.2	67	58
FCTL MAY	64.40	64.28	63.72	64.84	65.54	47.7	44.9	43.2	76	70
HOGS JUN	43.25	42.61	41.76	42.02	43.51	60.8	54.5	49.7	93	85
HOGS JUL	43.25	42.97	42.40	42.54	43.56	57.6	52.8	49.4	83	76
PKBLS MAY	38.13	38.64	38.09	38.37	40.73	44.7	43.3	43.9	40	58

LIVE CATTLE				FEEDER CATTLE				LIVE HOGS						
JUN	AUG	OCT	DEC	MAY	AUG	SEP	OCT	NOV	JAN	MAR	JUN	AUG	SEP	OCT
6067	6000	6205	6320	6012	5955	6175	6295	6397	6495	6182	4355	4350	4332	4135
-25	-20	-12	-10	-25	-20	-12	-10	-15	-15	-10	-12	-15	0	+7

SWISS FRANC				CANADIAN DOLLAR				PORK BELLIES					
JUN	SEP	DEC	JUN	SEP	DEC	JUN	JUL	AUG	MAY	JUN	SEP	AUG	MAY
8368	8420	8460	7375	7353	7335	3812	3690	3495	3812	3747	3630	3457	3747
+31	+33	+35	-3	-5	-6	+2	-7	-12	-5	-12	-5	-12	-5

CORN				CHICAGO WHEAT				K.C. WHEAT			
MAY	JULY	SEP	DEC	MAY	JULY	SEP	DEC	MAY	JULY	SEP	DEC
2560	2614	2660	2700	3690	3600	3664	3794	4082	3686	3702	3794
+22	+16	+12	+12	+60	+32	+32	+34	+22	+24	+24	+30

SOYBEANS				SOYBEAN MEAL				SOYBEAN OIL			
MAY	JULY	AUG	SEP	MAY	JULY	AUG	SEP	MAY	JULY	AUG	SEP
5800	5910	5940	5990	1705	1741	1758	1775	2565	2562	2567	2572
+172	+174	+166	+160	+40	+38	+36	+32	+95	+100	+100	+100