

GRAIN, CATTLE AND HOG FUTURES MARKETS

(Closing bids: Thursday, May 11, 1995)

LIVE CATTLE				FEEDER CATTLE				LIVE HOGS						
	HIGH	LOW	LAST CHG		HIGH	LOW	LAST CHG		HIGH	LOW	LAST CHG			
JUN	5987	5900	5927*	+17	MAY	6360	6305	6340*	+22	JUN	4180	4095	4150*	+10
AUG	5937	5875	5907*	+27	AUG	6515	6440	6467*	+7	JULY	4235	4175	4222*	+7
OCT	6150	6085	6120*	+30	SEP	6490	6430	6460*	0	AUG	4220	4172	4215*	+7
DEC	6287	6245	6275*	+22	OCT	6495	6435	6465*	+10	OCT	4042	4010	4010*	-5
FEB	6375	6340	6367*	+20	NOV	6575	6525	6545*	+5	DEC	4140	4112	4115*	+5
APR	6465	6437	6462*	+20	JAN	6560	6515	6540*	+2	FEB	4225	4207	4217*	+10
JUN	6160	6150	6150*	0	MAR	6445	6420	6435*	+5	APR	4165	4147	4160*	+10
AUG					APR					JUN	4575	4560	4575*	+12

SWISS FRANC				CANADIAN DOLLAR				PORK BELLIES						
	HIGH	LOW	LAST CHG		HIGH	LOW	LAST CHG		HIGH	LOW	LAST CHG			
JUN	8734	8356	8381*	-341	JUN	7400	7361	7393*	+23	MAY	3835	3702	3827*	+50
SEP	8710	8415	8436*	-344	SEP	7385	7360	7376*	+23	JULY	3675	3522	3620*	+30
DEC	8650	8485	8489*	-347	DEC	7365	7350	7363*	+23	AUG	3475	3345	3415*	+37

BRITISH POUND				US DOLLAR INDEX				GERMAN MARK						
	HIGH	LOW	LAST CHG		HIGH	LOW	LAST CHG		HIGH	LOW	LAST CHG			
JUN	15860	15524	15594*	-236	JUN	8460	8362	8445a	+82	MAR	4750	4730	4750*	+50
SEP	15700	15490	15562*	-234	SEP	8440	8435	8440u	+60	MAY	4800	4800	4800*	0
DEC	15660	15500	15510*	-236										

JAPANESE YEN				S&P 500 INDEX										
	HIGH	LOW	LAST CHG		HIGH	LOW	LAST CHG		HIGH	LOW	LAST CHG			
JUN	12014	11660	11729*	-255	JUN	52680	52345	52665*	+125	JUN	7225	6957	6988*	-229
SEP	12070	11801	11869*	-256	SEP	53090	52785	53090*	+130	SEP	7210	6988	7014*	-230
DEC	12115	11943	12007*	-256	DEC	53500	53185	53500*	+140	DEC	7155	7028	7037*	-232
					MAR	53925	53615	53930*	+140	MAR	7170	7050	7058*	-233

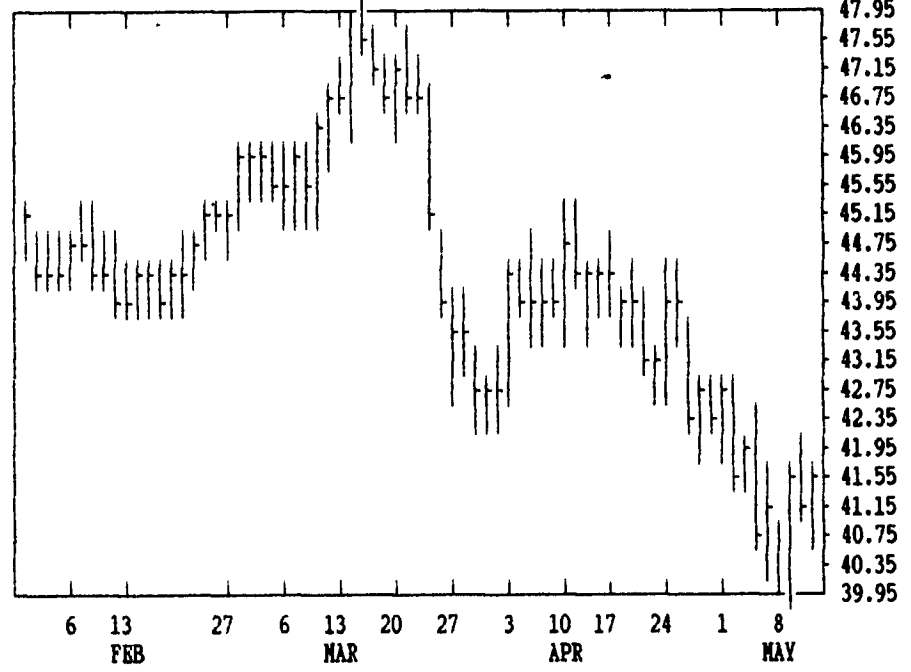
CORN				CHICAGO WHEAT				K.C. WHEAT						
	HIGH	LOW	LAST CHG		HIGH	LOW	LAST CHG		HIGH	LOW	LAST CHG			
MAY	2526	2506	2522*	0	MAY	3690	3650	3666*	+22	MAY	4084	4074	4080*	+34
JULY	2586	2564	2580*	-2	JULY	3646	3606	3616*	+20	JULY	3700	3672	3680*	+34
SEP	2634	2614	2626*	0	SEP	3694	3664	3674*	+20	SEP	3712	3686	3694*	+34
DEC	2674	2646	2666*	0	DEC	3806	3774	3796*	+32	DEC	3804	3774	3786*	+32
MAR	2734	2710	2726*	0	MAR	3842	3810	3836*	+26	MAR	3814	3800	3804*	+30
MAY	2770	2750	2766*	0	JULY	3500	3490	3500*	+34					
JULY	2792	2772	2786*	0										
DEC	2536	2526	2534*	+2	MAY	1432	1430	1430*	0	MAY	4090	4000	4030*	-34
DEC	2534	2534	2534*	0	JULY	1492	1476	1484*	-2	JULY	3890	3854	3874*	+24
					SEP	1516	1506	1512*	0	SEP	3800	3772	3792*	+24
					DEC	1550	1540	1542*	+2	DEC	3834	3810	3822*	+26
									MAR	3840	3840	3840*	0	

SOYBEANS				OATS				MINN WHEAT						
	HIGH	LOW	LAST CHG		HIGH	LOW	LAST CHG		HIGH	LOW	LAST CHG			
MAY	5644	5576	5592*	-42	MAY	1432	1430	1430*	0	MAY	2530	2477	2483*	-43
JULY	5742	5680	5694*	-42	JULY	1492	1476	1484*	-2	JULY	2506	2466	2476*	-26
AUG	5794	5730	5742*	-42	AUG	1704	1688	1695*	-6	AUG	2505	2470	2483*	-18
SEP	5830	5780	5786*	-42	SEP	1723	1705	1714*	-3	SEP	2504	2472	2487*	-15
NOV	5920	5854	5872*	-40	OCT	1737	1721	1729*	-2	OCT	2498	2464	2481*	-17
JAN	6000	5950	5954*	-44	DEC	1768	1751	1763*	0	JAN	2491	2463	2475*	-16
MAR	6064	6030	6036*	-36	JAN	1783	1762	1766*	-4	JAN	2485	2470	2485*	-10
MAY	6130	6096	6096*	-42	MAR	1800	1795	1800*	-10					
JULY	6164	6130	6132*	-42										
NOV	5974	5944	5962*	-2										

SOYBEAN MEAL				SOYBEAN OIL					
	HIGH	LOW	LAST CHG		HIGH	LOW	LAST CHG		
MAY	1645	1628	1639*	-4	MAY	2530	2477	2483*	-43
JULY	1687	1668	1678*	-5	JULY	2506	2466	2476*	-26
AUG	1704	1688	1695*	-6	AUG	2505	2470	2483*	-18
SEP	1723	1705	1714*	-3	SEP	2504	2472	2487*	-15
OCT	1737	1721	1729*	-2	OCT	2498	2464	2481*	-17
DEC	1768	1751	1763*	0	DEC	2495	2458	2474*	-15
JAN	1783	1762	1766*	-4	JAN	2491	2463	2475*	-16
MAR	1800	1795	1800*	-10	MAR	2485	2470	2485*	-10

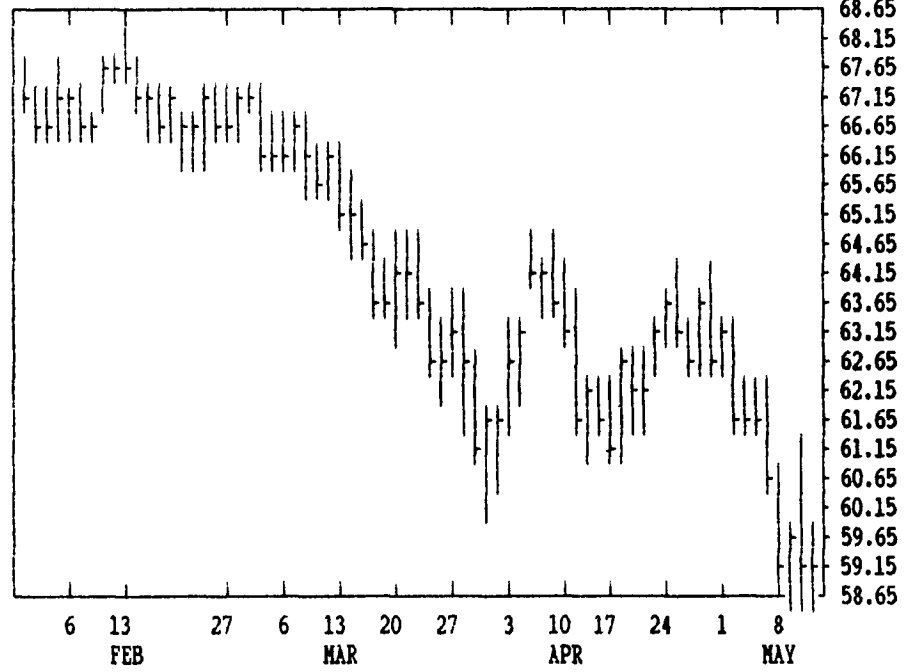
JUN LIVE HOGS

CONTRACT HIGH: 51.55 LOW: 39.95



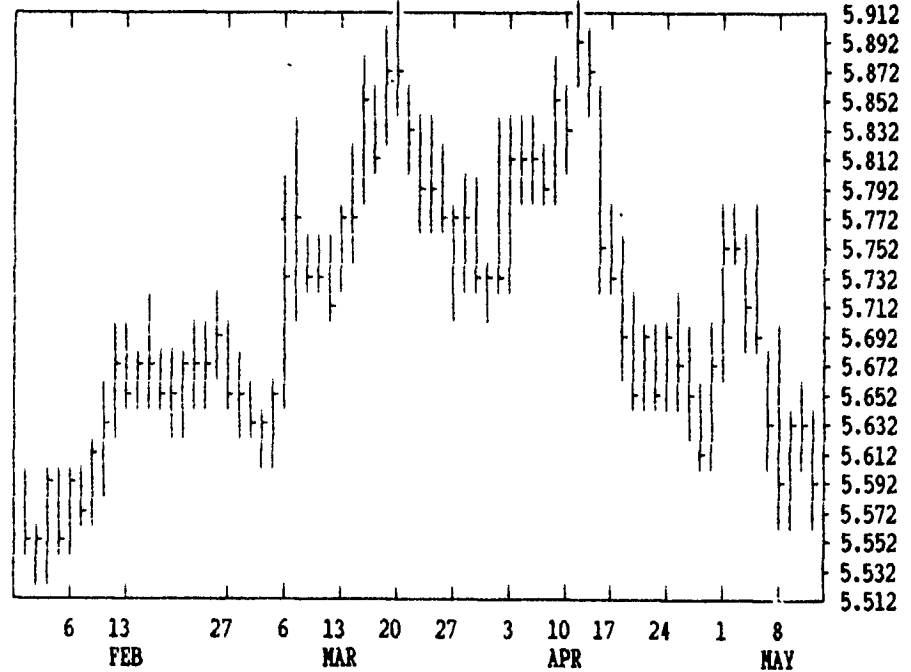
JUN LIVE CATTLE

CONTRACT HIGH: 71.50 LOW: 58.65



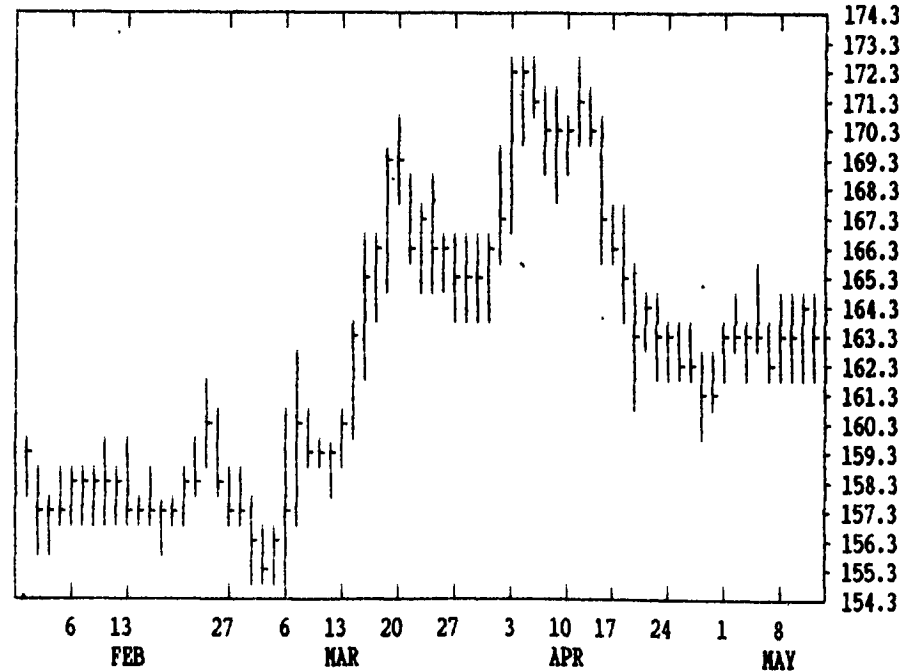
MAY SOYBEANS

CONTRACT HIGH: 7.054 LOW: 5.532



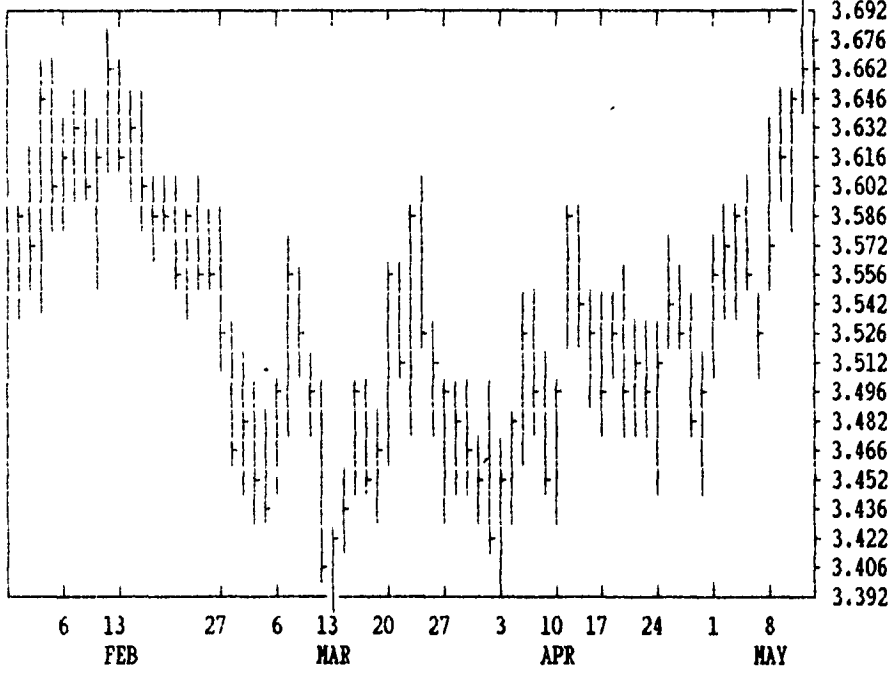
MAY SOYBEAN MEAL

CONTRACT HIGH: 207.0 LOW: 155.3



MAY WHEAT

CONTRACT HIGH: 3.984 LOW: 3.250



MAY CORN

CONTRACT HIGH: 2.850 LOW: 2.280

