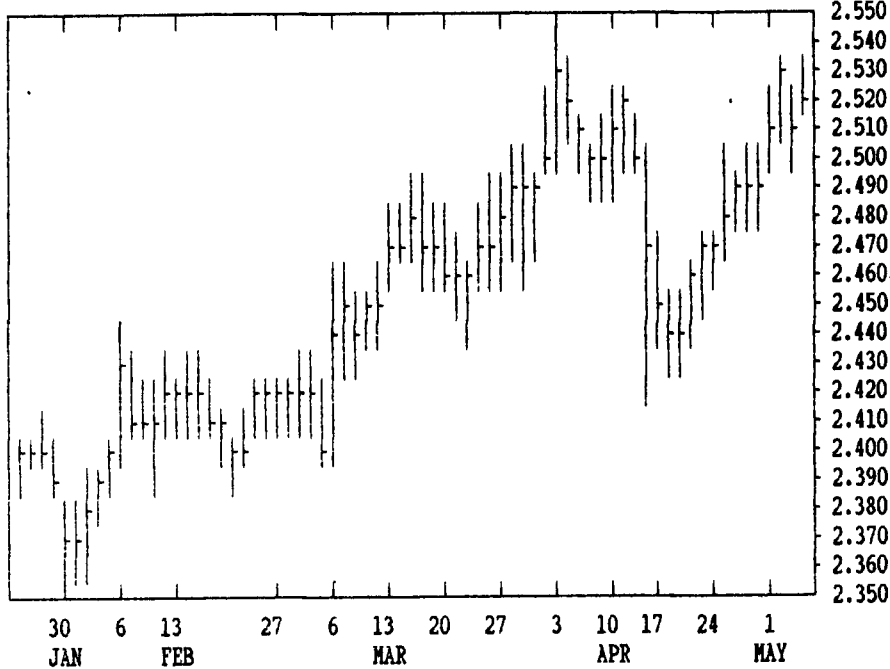


GRAIN, CATTLE AND HOG FUTURES MARKETS

(Closing bids: Thursday, May 4, 1995)

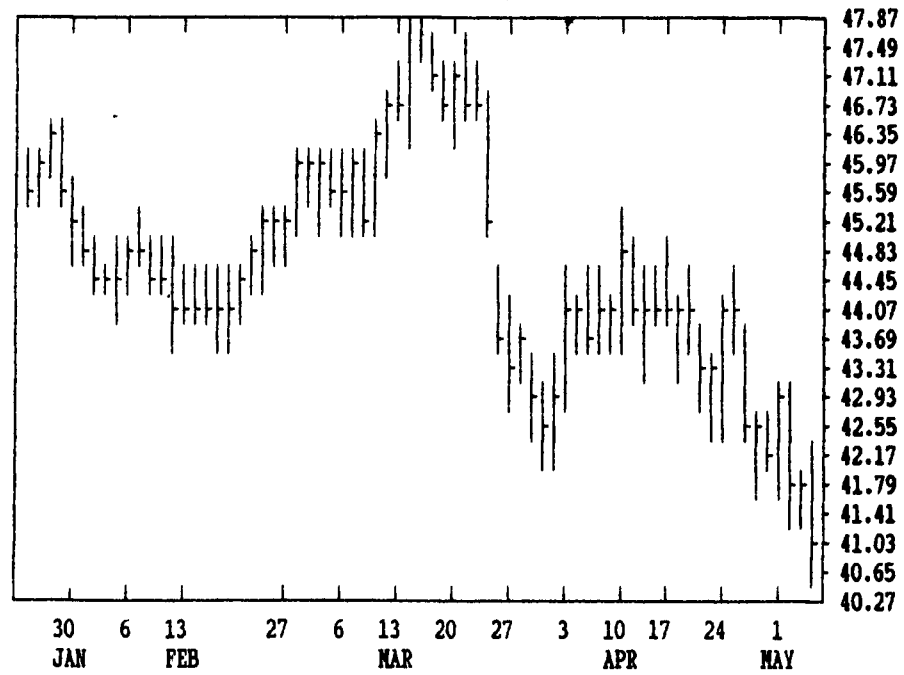
MAY CORN

CONTRACT HIGH: 2.850 LOW: 2.280



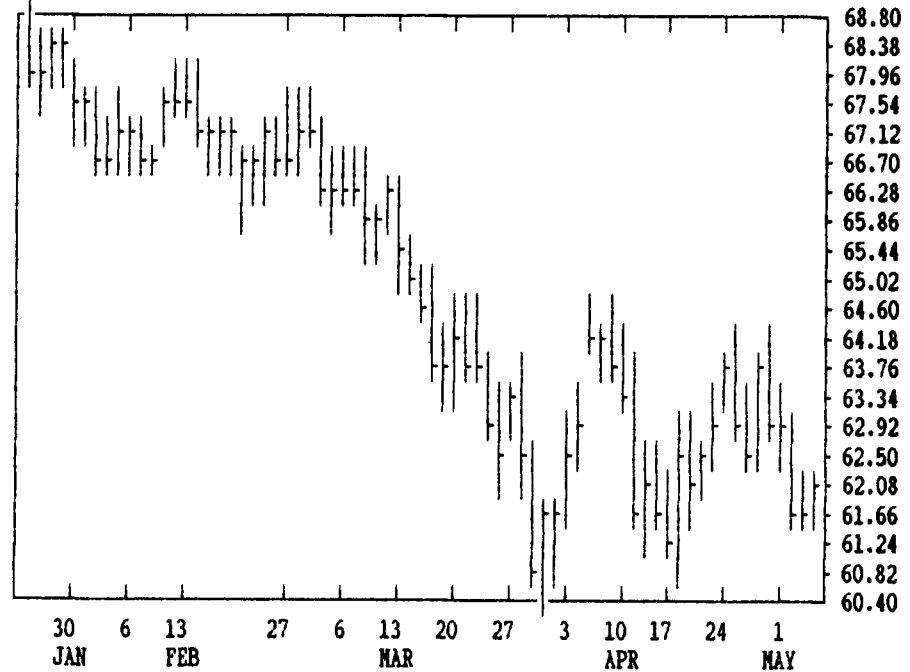
JUN LIVE HOGS

CONTRACT HIGH: 51.55 LOW: 40.35



JUN LIVE CATTLE

CONTRACT HIGH: 71.50 LOW: 60.40



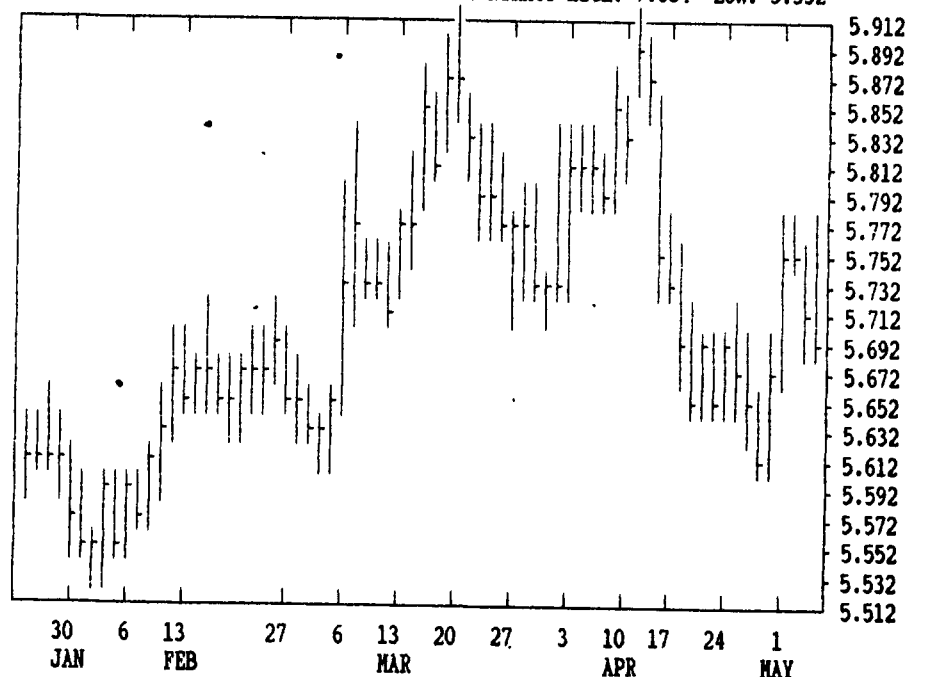
DTN FUTURES 14 05/04/95		TECHNICAL POINTS				SLOW STOCHASTIC						
PRICES ARE DECIMAL		MOVING AVERAGES		RSI'S		5 DAY		20 DAY				
CONTRACT	CLOSE	4-DAY	9-DAY	18-DAY	45-DAY	9DAY	14DAY	30DAY	%K %D	%K %D		
WHEAT MAY	356.75	357.25	354.22	353.36	350.61	58.2	55.7	51.8	88	84	80	70
WHEAT JUL	356.25	358.94	354.64	353.14	343.96	57.0	57.6	56.6	80	84	85	78
KCWHT MAY	387.00	379.50	368.92	363.86	357.06	79.3	73.7	64.0	92	85	87	73
KCWHT JUL	363.25	364.69	360.36	358.12	348.72	60.3	60.1	58.0	83	83	85	81
MNWHY MAY	388.00	386.25	374.06	362.49	354.05	89.4	82.0	67.3	95	96	97	95
CORN MAY	252.00	251.81	249.97	248.67	247.83	63.4	60.8	58.6	70	77	79	67
CORN JUL	257.50	258.06	256.44	255.25	254.09	58.7	57.8	56.7	65	75	77	68
CORN DEC	265.50	266.12	264.28	262.99	261.73	59.1	58.3	58.5	68	75	79	70
OATS MAY	137.50	138.25	136.42	137.10	133.77	54.4	55.8	52.9	63	75	69	54
BEANS MAY	570.50	573.81	569.69	572.68	575.91	47.0	47.0	48.4	66	76	35	23
BEANS JUL	579.50	585.25	581.69	584.57	587.01	43.0	44.6	47.6	56	72	32	23
BEANS NOV	596.25	601.75	598.58	600.51	601.81	44.0	45.9	48.8	53	70	35	28
MEAL MAY	163.90	163.77	163.03	165.04	165.11	46.2	46.4	49.0	76	73	21	13
BNOIL MAY	25.92	26.33	25.92	25.81	26.27	49.9	49.3	49.0	59	76	68	51
CATTLE JUN	62.00	62.19	62.79	62.59	63.57	42.1	43.0	42.9	10	13	36	52
CATTLE AUG	60.53	60.63	60.95	60.67	61.45	44.0	44.4	43.2	10	14	44	51
FCYL MAY	65.32	65.68	66.16	65.78	66.62	42.5	43.7	43.1	6	17	45	59
HOGS JUN	41.00	41.90	42.60	43.34	44.57	26.8	30.9	37.7	17	22	13	20
HOGS JUL	41.30	42.45	42.87	43.29	44.30	27.4	31.7	38.2	16	27	16	25
PKBLS MAY	36.92	38.41	38.97	40.12	42.24	23.5	29.4	37.6	22	37	17	23

LIVE CATTLE				FEEDER CATTLE				LIVE HOGS			
JUN	AUG	OCT	DEC	JUN	AUG	OCT	DEC	JUN	AUG	OCT	DEC
6230	6095	6230	6365	6582	6700	6670	6675	4240	4310	4277	4060
6165	6027	6190	6335	6515	6640	6615	6625	4065	4125	4125	3960
+22	+7	+35	+25	-12	-2	-2	+7	-92	-135	-127	-77
6462	6435	6447	6435	6737	6700	6715	6700	4150	4060	4070	4070
+25	+25	+27	+27	0	-5	-5	-5	-72	-65	-70	-72
6245	6240	6240	6240	6610	6580	6580	6580	4180	4120	4135	4135
+15	+15	+15	+15	-5	-5	-5	-5	-70	-70	-70	-70
								4590	4530	4555	4555
								-52	-52	-52	-52

CORN				CHICAGO WHEAT				K.C. WHEAT			
HIGH	LOW	LAST	CHG	HIGH	LOW	LAST	CHG	HIGH	LOW	LAST	CHG
2526	2516	2520	+10	3600	3560	3566	-16	3902	3810	3870	+30
2590	2574	2574	+2	3600	3554	3562	-34	3680	3630	3632	-32
2636	2622	2624	+4	3662	3622	3626	-34	3690	3644	3652	-30
2672	2654	2654	+4	3782	3744	3746	-42	3784	3740	3744	-42
2730	2714	2714	+4	3816	3784	3790	-42	3800	3756	3760	-40
2770	2756	2756	+6	3500	3460	3460	-54				
2790	2776	2776	+4								
2554	2540	2540	-2	1382	1374	1374	0	3910	3874	3880	-4
2544	2544	2544	-4	1440	1430	1430	+2	3766	3712	3722	-6
				1464	1454	1454	0	3794	3754	3760	-20
				1504	1494	1496	-4	3814	3780	3784	-14

MAY SOYBEANS

CONTRACT HIGH: 7.054 LOW: 5.532



MAY SOYBEAN MEAL

CONTRACT HIGH: 207.0 LOW: 155.3

