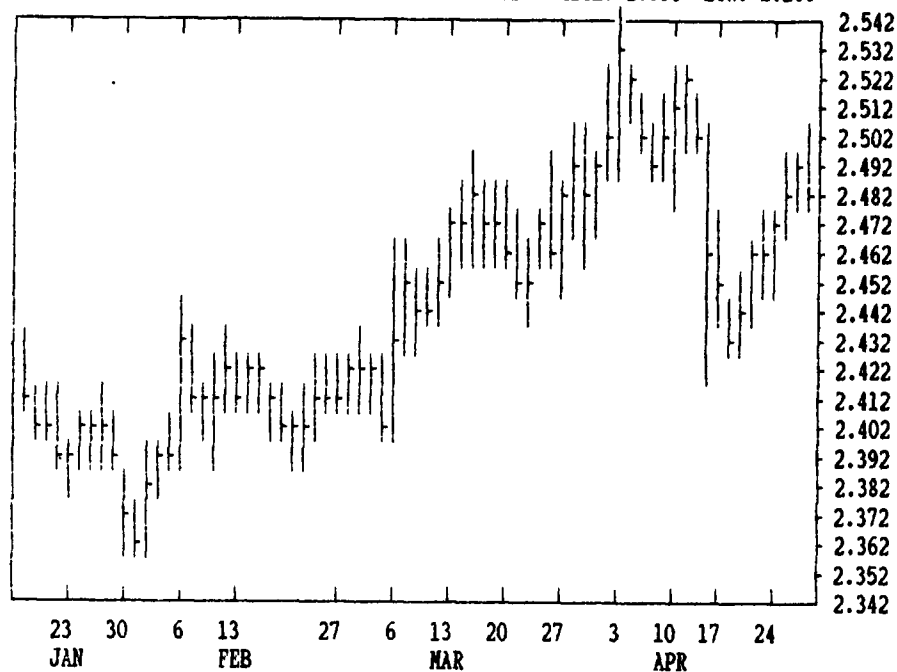


GRAIN, CATTLE AND HOG FUTURES MARKETS

(Closing bids: Thursday, April 27, 1995)

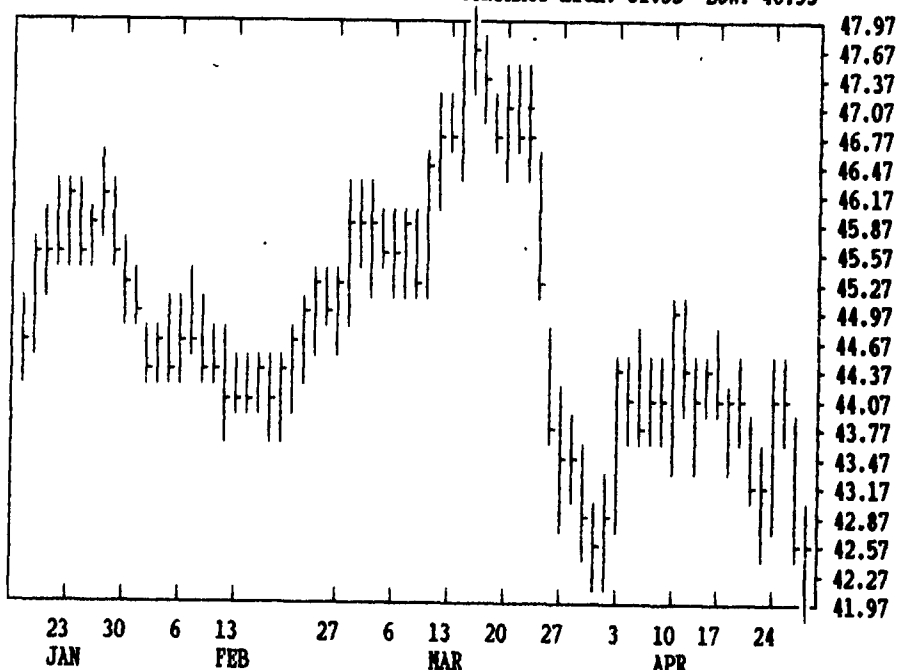
MAY CORN

CONTRACT HIGH: 2.850 LOW: 2.280



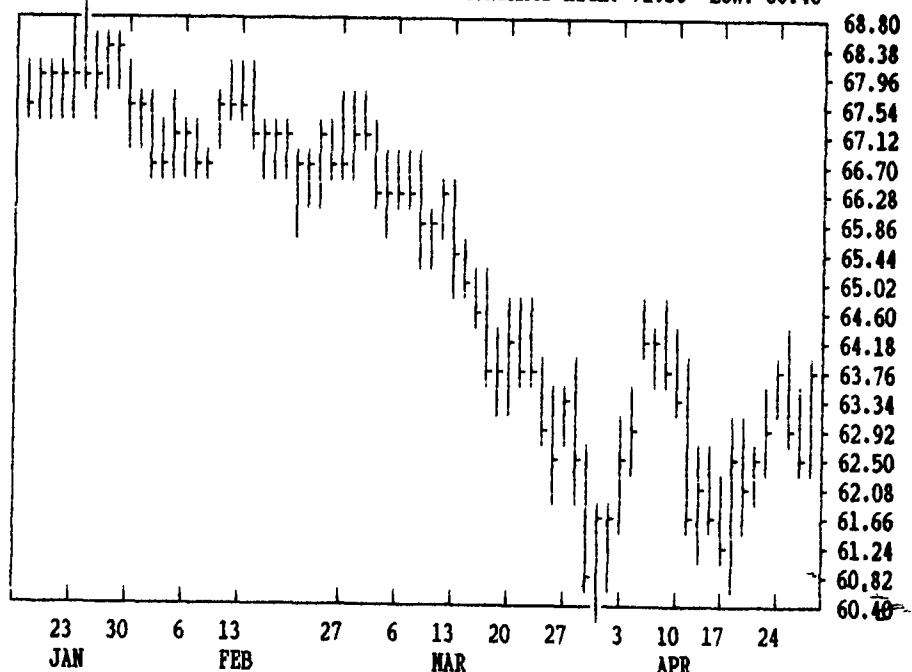
JUN LIVE HOGS

CONTRACT HIGH: 51.55 LOW: 40.35



JUN LIVE CATTLE

CONTRACT HIGH: 71.50 LOW: 60.40



DTN FUTURES 14 04/21/95 DTN WEEKLY TECHNICAL SUMMARY 4/21/95

	Past Week's (4/17-4/21)			March's		Current	
	High	Low	Close	High	Low	Support	Resistance
NEARBY WHEAT	356.00	348.5	350.75	368.00	339.50	322.00	369.75
JUL WHEAT	356.75	344.00	344.75	346.00	325.00	337.00	358.50
NEARBY KCWHT	363.25	356.5	362.00	388.00	348.5	346.50	381.75
JUL KCWHT	360.25	351.00	351.75	348.5	331.5	346.50	358.75
NEARBY NGEWT	357.75	346.75	355.5	355.00	336.50	336.50	378.00
NEARBY CORN	247.25	243.00	246.75	252.25	233.00	236.50	261.00
JUL CORN	254.00	249.5	253.5	258.5	248.00	249.50	260.00
DEC CORN	262.00	257.25	261.00	264.5	256.75	257.25	269.00
NEARBY OATS	139.5	136.5	138.5	136.50	122.75	126.00	156.00
NEARBY BEANS	577.5	565.00	566.00	584.00	551.00	554.00	588.50
JUL BEANS	589.25	576.00	577.75	601.5	581.00	571-575.00	589.00
NOV BEANS	603.75	591.00	593.00	614.75	595.00	584-590.00	605.00
NEARBY MEAL	167.7	162.00	163.5	169.50	151.10	151.10	173.20
NEARBY BMOIL	25.80	25.15	25.44	29.20	25.62	23.48	28.68
NEARBY LIVCT	68.00	66.05	67.30	74.475	65.60	61.65	69.50
JUN LIVCT	63.50	61.05	63.125	66.775	60.40	60.40	64.65
NEARBY FEDCT	65.75	64.25	64.80	71.15	63.90	????	73.10
NEARBY LIVHG	38.525	36.40	37.15	41.675	36.95	35.825	41.675
JUN LIVHG	44.85	42.775	43.30	48.05	42.45	40.35	45.15
NEARBY PKBLS	42.70	39.70	40.675	49.20	38.80	37.775	48.60

LIVE CATTLE				FEEDER CATTLE				LIVE HOGS			
	HIGH	LOW	LAST CHG		HIGH	LOW	LAST CHG		HIGH	LOW	LAST CHG
JUN	6375	6275	6370*+100	MAY	6670	6575	6660*+75	JUN	4280	4197	4265*+10
AUG	6165	6100	6160*+65	AUG	6807	6735	6795*+55	JUL	4320	4230	4307*+47
OCT	6297	6240	6282*+47	SEP	6750	6700	6750*+45	AUG	4322	4255	4295*-2
DEC	6395	6345	6392*+40	OCT	6750	6697	6750*+47	OCT	4085	4025	4065*+25
FEB	6487	6445	6487*+37	NOV	6825	6760	6825*+47	DEC	4170	4125	4165*+40
APR	6585	6552	6585*+35	JAN	6805	6805	6805*+45	FEB	4270	4210	4270*+32
JUN	6265	6260	6265*+25	MAR	6690	6660	6690*+35	APR	4220	4160	4220*+20
AUG				APR				JUN	4645	4620	4645*+5

SWISS FRANC				CANADIAN DOLLAR				PORK BELLIES			
	HIGH	LOW	LAST CHG		HIGH	LOW	LAST CHG		HIGH	LOW	LAST CHG
JUN	8885	8810	8850*+2	JUN	7323	7303	7316*-2	MAY	3935	3800	3922*+72
SEP	8930	8878	8911*+3	SEP	7297	7280	7291*-2	JUL	3840	3725	3830*+27
DEC	8983	8940	8973*+4	DEC	7279	7265	7273*-2	AUG	3645	3575	3602*-15

BRITISH POUND				US DOLLAR INDEX				GERMAN MARK			
	HIGH	LOW	LAST CHG		HIGH	LOW	LAST CHG		HIGH	LOW	LAST CHG
JUN	16178	16096	16170*+52	JUN	8167	8145	8158a+8	FEB	4825	4775	4825*+25
SEP	16160	16080	16136*+50	SEP	8220	8168	8190a+22	MAR	4750	4750	4750*+20
DEC	16100	16040	16098*+50					MAY			

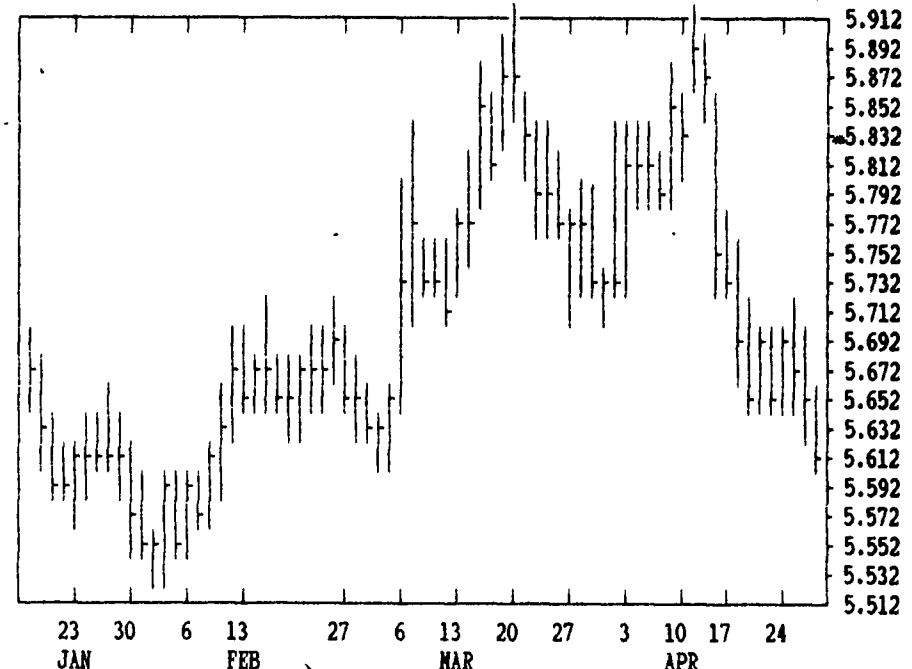
JAPANESE YEN				S&P 500 INDEX							
	HIGH	LOW	LAST CHG		HIGH	LOW	LAST CHG		HIGH	LOW	LAST CHG
JUN	12097	11998	12040*+3	JUN	51590	51300	51530*+110	JUN	7330	7265	7285*-21
SEP	12230	12166	12188*+4	SEP	52015	51740	51965*+110	SEP	7340	7298	7316*-21
DEC	12350	12330	12340*+5	DEC	52470	52180	52405*+105	DEC	7370	7340	7347*-20
				MAR	52970	52660	52895*+110	MAR	7410	7370	7377*-20

CORN				CHICAGO WHEAT				K.C. WHEAT			
	HIGH	LOW	LAST CHG		HIGH	LOW	LAST CHG		HIGH	LOW	LAST CHG
MAY	2502	2484	2486*-4	MAY	3550	3480	3486*-50	MAY	3614	3564	3566*-40
JUL	2564	2546	2552*-6	JUL	3564	3500	3506*-24	JUL	3614	3564	3566*-30
SEP	2606	2590	2590*-14	SEP	3626	3572	3576*-16	SEP	3656	3610	3610*-26
DEC	2640	2620	2622*-14	DEC	3754	3690	3702*-24	DEC	3752	3706	3710*-24
MAR	2700	2680	2682*-14	MAR	3790	3750	3754*-20	MAR	3760	3730	3730*-14
MAY	2740	2724	2724*-14	JUL	3440	3440	3440*+10				
JUL	2760	2742	2744*-16								
DEC	2540	2524	2524*-14	MAY	1352	1326	1340*+2				
DEC	2540	2540	2540*-4	JUL	1410	1382	1394*+2				
				SEP	1442	1420	1426*+2				
				DEC	1482	1464	1474*+2				

SOYBEANS				SOYBEAN MEAL				SOYBEAN OIL			
	HIGH	LOW	LAST CHG		HIGH	LOW	LAST CHG		HIGH	LOW	LAST CHG
MAY	5652	5620	5622*-26	DEC	1621	1610	1612*-10	MAY	2549	2538	2539*-10
JUL	5780	5750	5752*-16	JUL	1674	1663	1666*-10	JUL	2536	2515	2527*0
AUG	5824	5800	5802*-16	AUG	1696	1686	1687*-11	AUG	2535	2518	2525*-1
SEP	5864	5844	5844*-14	SEP	1720	1708	1709*-12	SEP	2528	2511	2522*+1
NOV	5954	5924	5930*-20	OCT	1740	1728	1729*-11	OCT	2520	2500	2514*+5
JAN	6030	6010	6012*-22	DEC	1774	1761	1763*-12	DEC	2505	2485	2499*+2
MAR	6104	6092	6094*-24	JAN	1788	1775	1776*-9	JAN	2505	2497	2497*+4
MAY	6160	6140	6150*0	MAR	1800	1800	1800*-22	MAR	2498	2490	2495*+3
JUL	6214	6190	6192*-10								
NOV	5980	5964	5966*-6								

MAY SOYBEANS

CONTRACT HIGH: 7.054 LOW: 5.532



MAY SOYBEAN MEAL

CONTRACT HIGH: 207.0 LOW: 155.3

