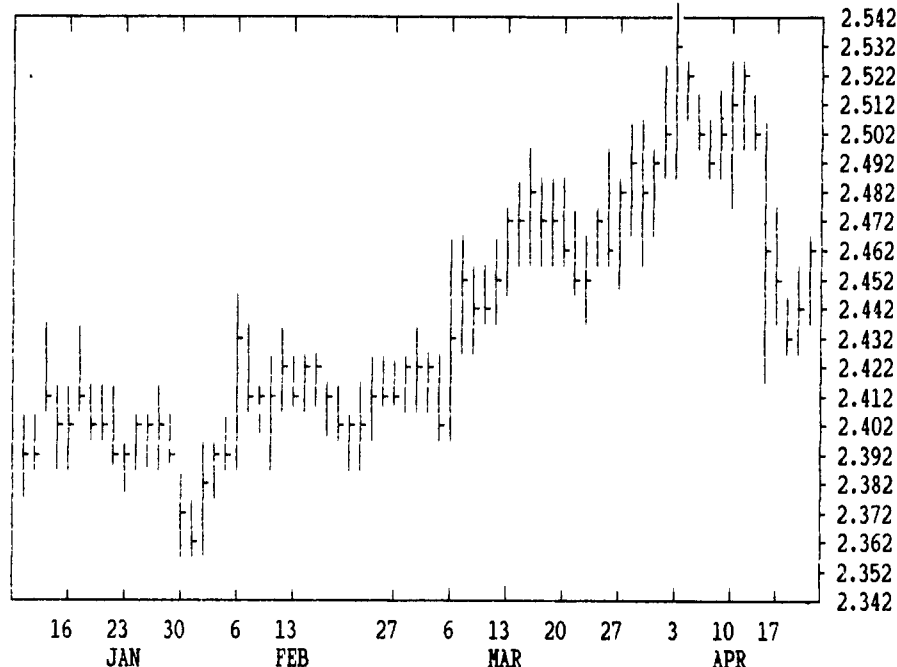


GRAIN, CATTLE AND HOG FUTURES MARKETS

(Closing bids: Thursday, April 20, 1995)

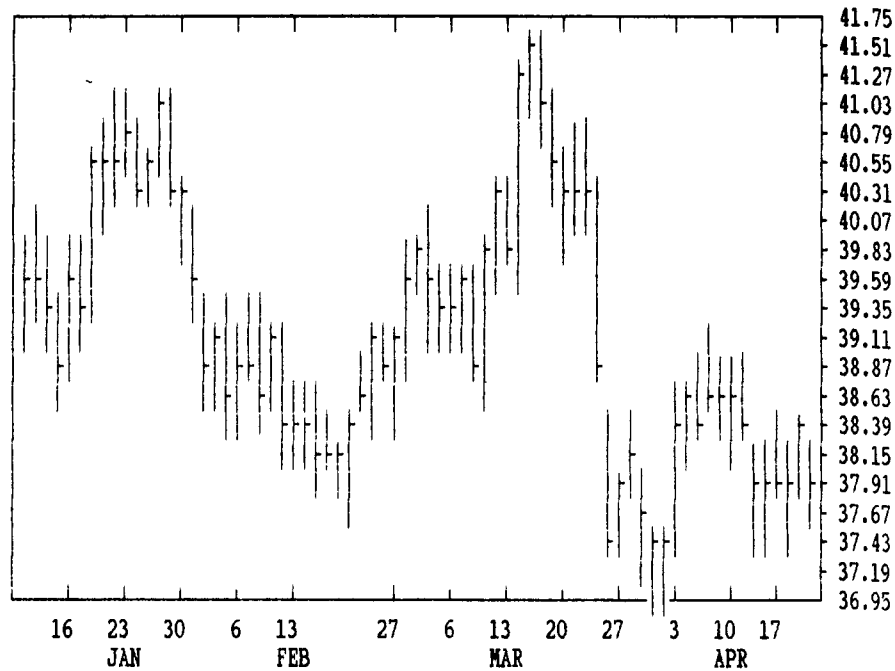
MAY CORN

CONTRACT HIGH: 2.850 LOW: 2.280



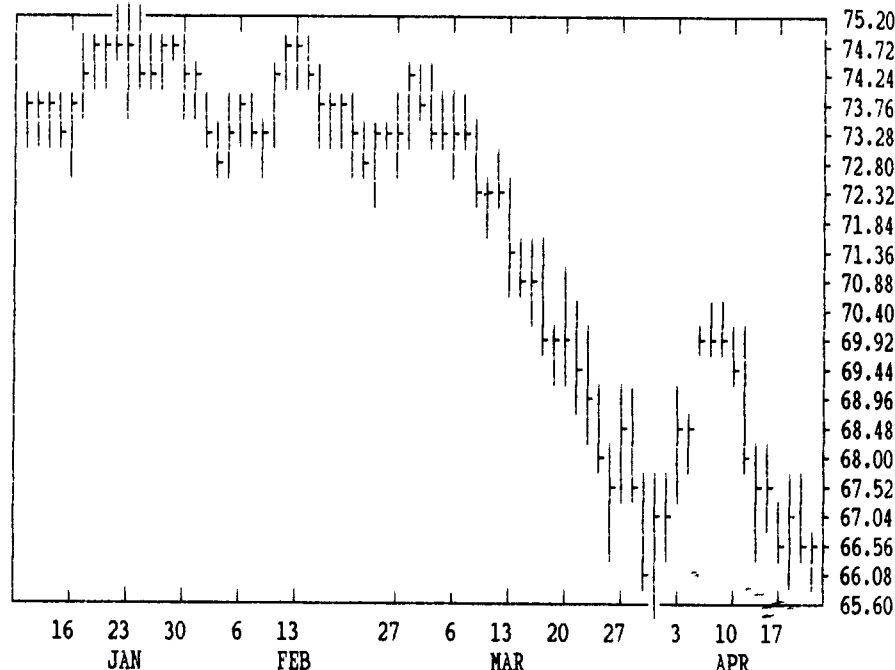
APR LIVE HOGS

CONTRACT HIGH: 48.80 LOW: 35.05



APR LIVE CATTLE

CONTRACT HIGH: 75.25 LOW: 65.60



DTN FUTURES 14 04/17/95 DTN WEEKLY TECHNICAL SUMMARY 4/14/95

	Past Week's(4/10-4/13)			March's		Current	
	High	Low	Close	High	Low	Support	Resistance
NEARBY WHEAT	359.00	343.5	353.5	368.00	339.50	322.00	369.75
JUL WHEAT	358.5	342.00	355.00	346.00	325.00	344.00	363.75
NEARBY KCWHT	363.5	348.00	359.00	388.00	348.00	346.50	382.00
JUL KCWHT	361.5	347.5	358.25	348.50	331.5	347.50	368.25
NEARBY MGEWT	352.5	340.00	348.00	355.00	336.50	324.00	368.20
/NEARBY CORN	252.5	242.00	246.75	252.25	233.00	235.50	261.00
JUL CORN	259.5	249.00	253.00	258.5	245.5	241-245.00	260.00
DEC CORN	267.00	257.5	261.00	264.5	254.00	254.00	268.25
NEARBY OATS	138.00	135.00	137.5	136.50	122.75	125.25	156.00
NEARBY BEANS	592.00	573.00	575.5	584.00	551.00	554.00	605.00
JUL BEANS	604.00	585.00	587.00	601.5	571.5	581.50	604.00
NOV BEANS	619.00	600.00	601.75	614.75	584.5	596.00	619.00
NEARBY MEAL	172.2	166.4	167.4	169.50	151.10	151.10	173.20-180.00
NEARBY BNOIL	26.70	25.41	25.66	29.20	25.62	23.48	28.73
NEARBY LIVCT	70.20	66.75	67.50	74.475	65.60	61.65-65.80	75.325
JUN LIVCT	64.15	61.20	61.90	67.45	60.40	60.40	65.45
NEARBY FEDCT	67.85	65.40	65.50	71.15	63.90	63.90	73.50
NEARBY LIVHG	39.025	37.55	38.05	41.675	36.95	35.825	41.675
JUN LIVHG	45.15	43.525	44.35	48.05	42.45	42.60	45.75
NEARBY PKBLS	42.60	40.70	41.725	49.20	38.80	37.775	47.85
NEARBY COTTN	112.22	104.8	112.22	114.67	95.50	94.22	114.67
JUL COTTN	106.13	98.90	104.15	105.5	92.10	89.10	???

LIVE CATTLE				FEEDER CATTLE				LIVE HOGS						
APR	HIGH	LOW	LAST	CHG	APR	HIGH	LOW	LAST	CHG	APR	HIGH	LOW	LAST	CHG
6675	6637	6667*	-17		6550	6495	6502*	-45		3812	3770	3790*	-57	
6270	6202	6242*	+17		6560	6525	6535*	-12		4397	4310	4322*	-85	
6100	6045	6062*	-12		6690	6660	6662*	-15		4360	4280	4285*	-82	
6227	6187	6212*	0		6670	6642	6650*	-20		4320	4240	4245*	-80	
6352	6322	6335*	-2		6675	6642	6650*	-22		4060	4000	4012*	-35	
6435	6415	6427*	-2		6770	6742	6750*	-17		4112	4050	4070*	-42	
6540	6520	6527*	-10		6760	6742	6750*	-5		4200	4162	4175*	-30	
					6655	6630	6630*	0		4160	4110	4175*	0	

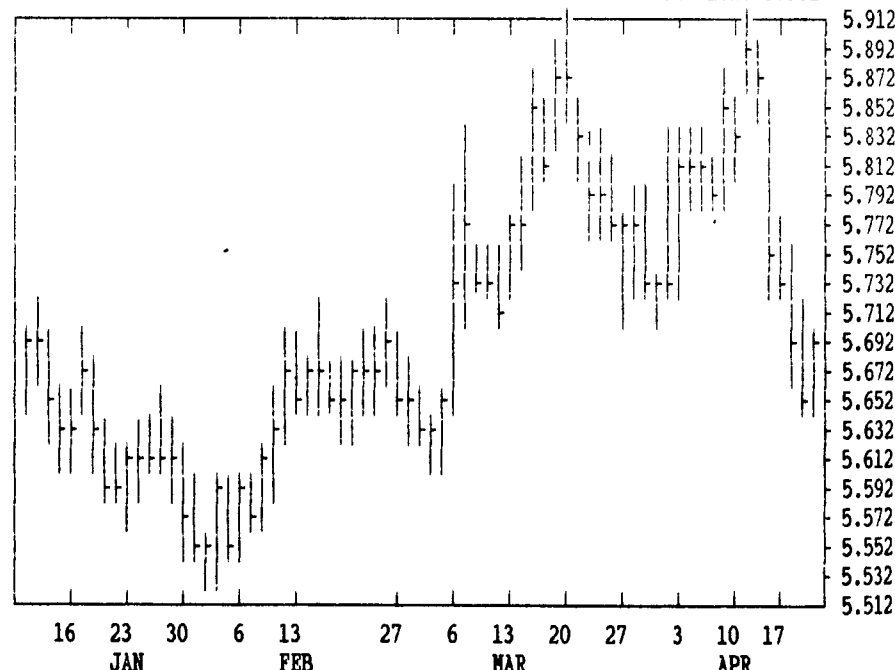
SWISS FRANC				CANADIAN DOLLAR				PORK BELLIES						
JUN	HIGH	LOW	LAST	CHG	JUN	HIGH	LOW	LAST	CHG	MAY	HIGH	LOW	LAST	CHG
8900	8735	8781*	-89		7290	7265	7280*	+23		4120	4040	4045*	-70	
8950	8805	8842*	-90		7259	7244	7254*	+23		4060	4005	4012*	-60	
9000	8870	8904*	-91		7240	7225	7235*	+23		3855	3800	3800*	-12	
										5030	5000	5007*	-87	
										4970	4880	4880*	-80	

BRITISH POUND				US DOLLAR INDEX				GERMAN MARK						
JUN	HIGH	LOW	LAST	CHG	JUN	HIGH	LOW	LAST	CHG	JUN	HIGH	LOW	LAST	CHG
16178	16038	16108*	+2		8233	8207	8222a	+7		7340	7213	7235*	-82	
16150	16010	16084*	+2				8243a	+10		7360	7245	7264*	-83	
16100	15990	16054*	+2							7385	7285	7292*	-86	

JAPANESE YEN				S&P 500 INDEX				CHICAGO WHEAT				K.C. WHEAT							
JUN	HIGH	LOW	LAST	CHG	JUN	HIGH	LOW	LAST	CHG	MAY	HIGH	LOW	LAST	CHG	MAY	HIGH	LOW	LAST	CHG
12461	12063	12104*	-307		50890	50515	50730*	+65		3526	3490	3516*	+12		3630	3580	3612*	+36	
12500	12220	12254*	-312		51310	50945	51155*	+70		3502	3470	3486*	+12		3560	3532	3544*	+6	
12500	12360	12406*	-319		51760	51400	51600*	+70		3564	3534	3550*	+14		3596	3570	3586*	+12	

MAY SOYBEANS

CONTRACT HIGH: 7.054 LOW: 5.532



MAY SOYBEAN MEAL

CONTRACT HIGH: 207.0 LOW: 155.3

