


SPRING FARM TIRE VALUES!



Front Wheel Drive Tractor Tires

320/75R24 DT710 1*

\$299⁹⁵



SIZE	PLY	PRICE
13.6R28 DT710	3*	399 ⁹⁵
14.9R24 DT710	3*	459 ⁹⁵
14.9R28 DT710	3*	479 ⁹⁵
16.9R28 DT710	2*	599 ⁹⁵
14.9R30 DT710	3*	549 ⁹⁵
16.9R30 DT710	2*	599 ⁹⁵
18.4R26 DT710	2*	639 ⁹⁵


TRACTION TORQUE FARM TIRES



SIZE	PLY	PRICE
14.9-28	6	230 ⁰⁰
18.8-30	6	255 ⁰⁰
18.4-30	6	315 ⁰⁰
18.4-36	6	365 ⁰⁰
18.4-38	8	395 ⁰⁰

DT 710 RADIAL REAR

20.8R38	1*	679 ⁰⁰
18.4R34	1*	499 ⁰⁰
18.4R42	2*	659 ⁰⁰
15.5R38	1*	409 ⁰⁰
14.9R28	3*	449 ⁰⁰
19.4R30	1*	499 ⁰⁰
16.9R30	1*	439 ⁰⁰
18.4R26	2*	629 ⁰⁰
19.9R30	1*	499 ⁰⁰
13.6R28	1*	399 ⁰⁰
16.9R38	1*	539 ⁰⁰



18.4R38 1* **\$509⁹⁵**


FOUR RIB FRONT FARM TIRES TUBE TYPE

SIZE	PLY	PRICE
96L16	6 Ply	84 ⁹⁵
11L15	8 Ply	92 ⁹⁵
750-16	6 Ply	69 ⁹⁵
1000-16	6 Ply	95 ⁹⁵
1100-16	8 Ply	119 ⁰⁰



INDUSTRIAL SURE GRIP REAR BACKHOE TIRES

SIZE	PLY	PRICE
14.9-24	6 Ply TL	299 ⁰⁰
16.9-28	8 Ply TT	399 ⁰⁰
17.5L-24	10 Ply TL	380 ⁰⁰



GOODYEAR

#1 in Tires

MONTHLY MAINTENANCE TIP

CHECKING INFLATION

Inflation pressure should be checked at least every week. Recommended inflation pressure based on total Load on tires should be used. For accurate inflation, use a special low-pressure gauge with one-pound gradations. Gauges should be checked occasionally for accuracy. Always use sealing valve caps to prevent loss of air

DYNA TORQUE II TUBE TYPE


The Hard Working Hard-Pulling Tractor Rear



SIZE	PLY	PRICE
11.2-28	4 Ply	189 ⁰⁰
12.4-28	4 Ply	199 ⁰⁰
15.5-38	6 Ply	285 ⁰⁰
18.4-34	6 Ply	389 ⁰⁰
18.4-38	8 Ply	419 ⁰⁰
18.4-38	8 Ply	459 ⁰⁰
20.8-38	8 Ply	579 ⁰⁰

FARM UTILITY WAGON TIRES

SIZE	PLY	PRICE
96L14	8 Ply TT	49 ⁹⁵
760-15	6 Ply TT	46 ⁹⁵
96L16	6 Ply TL	54 ⁹⁵
11L15	6 Ply TT	59 ⁹⁵
11L15	8 Ply TT	49 ⁹⁵
125L15	8 Ply TT	67 ⁹⁵
125L15	10 Ply TT	74 ⁹⁵



ECONOMY LIGHT TRUCK WORKHORSE EXTRA GRIP RADIALS

SIZE	PLY	PRICE
LT235/75R15	(C)	94 ⁰⁰
LT225/75R15	(D)	121 ⁰⁰
LT245/75R15	(E)	129 ⁰⁰
LT2210/65R16	(D)	118 ⁰⁰
LT230/65R16	(D)	127 ⁰⁰
950R185	(D)	130 ⁰⁰




TRIPLE RIB FRONT FARM TIRES

SIZE	PLY	PRICE
400-15	4 Ply	38 ⁹⁵
500-15	4 Ply	41 ⁹⁵
550-16	4 Ply	48 ⁹⁵
600-16	4 Ply	47 ⁹⁵
650-16	6 Ply	55 ⁹⁵
750-18	6 Ply	79 ⁹⁵



LABOR FRONT BACKHOE TIRES

SIZE	PLY	PRICE
11L15	8 Ply TL	89 ⁰⁰
11L15	10 Ply TL	112 ⁰⁰
11L16	10 Ply TL	126 ⁰⁰
11L16	12 Ply TL	142 ⁰⁰



SURE GRIP LUG

The tread is designed for good traction in soft, muddy, and slippery ground.

SIZE	PLY	PRICE
27x8.50 - 15 NHS	4 TL	99 ⁰⁰
27x8.50 - 15 NHS	6 TL	109 ⁰⁰
10-16.5 NHS	6 TL	109 ⁰⁰
12-16.5 NHS	6 TL	149 ⁰⁰
12-16.5 NHS	8 TL	159 ⁰⁰
12-16.5 NHS	10 TL	189 ⁰⁰
14-17.5 NHS	8 TL	399 ⁰⁰
15-19.5 NHS	8 TL	469 ⁰⁰



Shueys Sales & Service Jonestown Road Ono, PA 717-865-4915	Dices Tire Shop 1421 Lincoln Way Chambersburg, PA 717-264-9312	Zimmerman Farm Service School Rd. Bethel, PA 717-933-4114	Bastian Tire Sales R2603 Reach Road Williamsport, PA 17701 717-323-8651
Lebanon Valley Imp. Co. 700 E. Linden St. Richland, PA 717-866-7518	Bastian Tire Sales Rt. 11 & 15 Shamokin Dam, PA 717-743-1571	BHM Farm Equipment RD 1 Rt. 934 North Annville, PA 717-867-2211	Horlacher & Sherwood 153 E. Tioga Tunkhannock, PA 717-836-1116

THE BEST TIRES IN THE WORLD HAVE GOODYEAR WRITTEN ALL OVER THEM