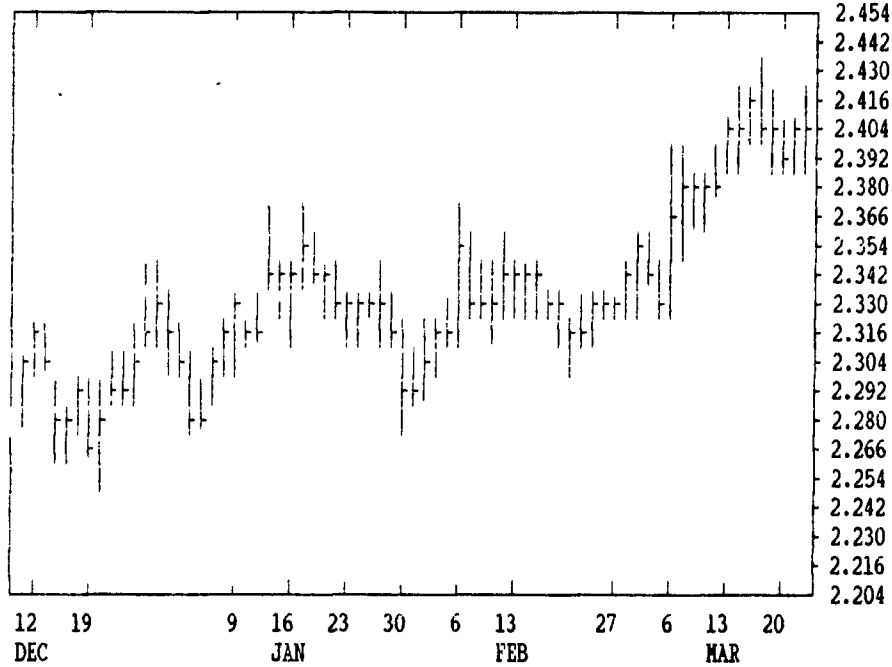


GRAIN, CATTLE AND HOG FUTURES MARKETS

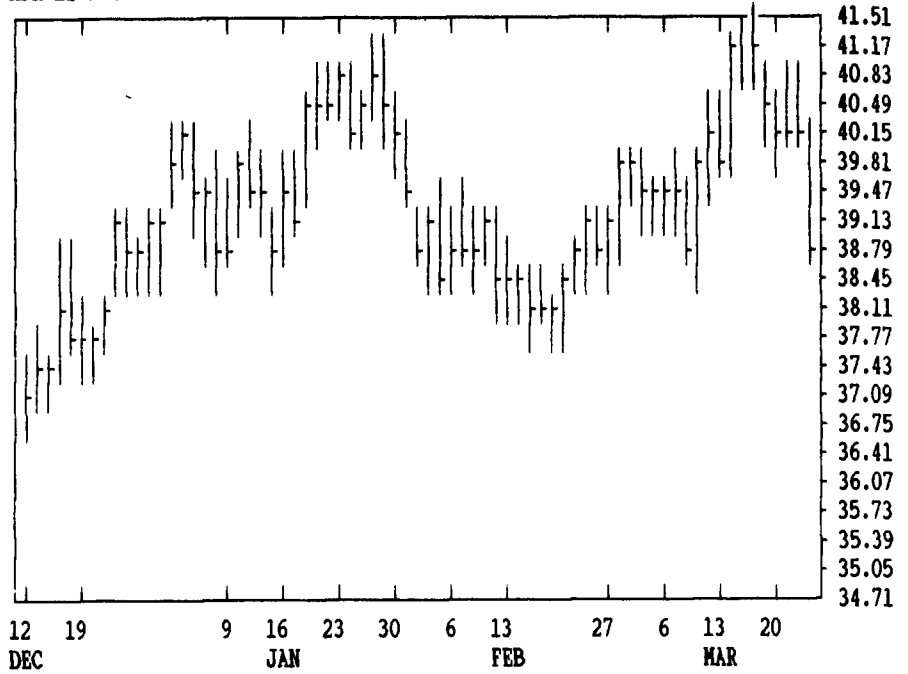
(Closing bids: Thursday, March 23, 1995)

MAR CORN CONTRACT HIGH: 2.824 LOW: 2.204



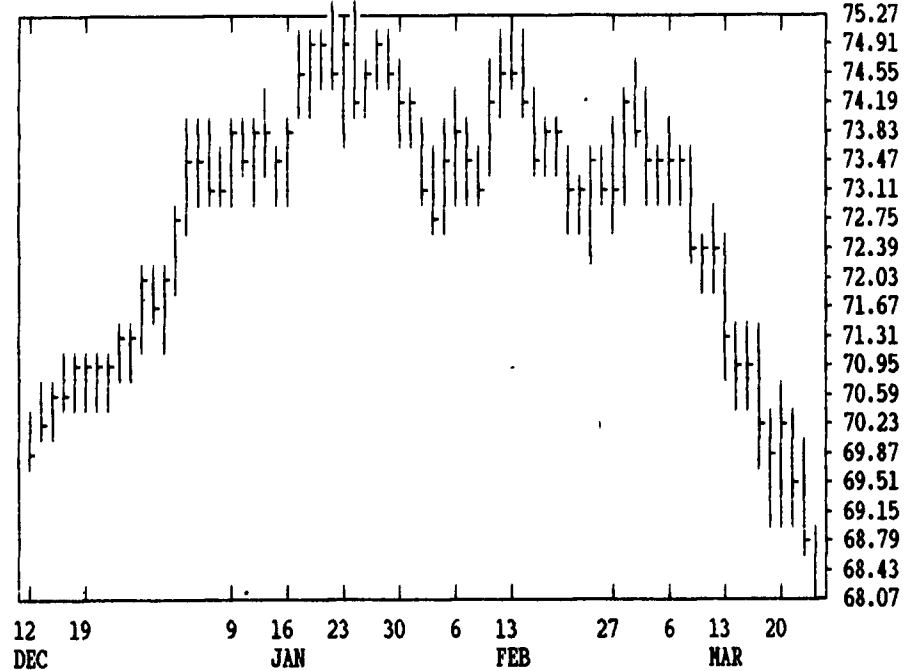
APR LIVE HOGS

CONTRACT HIGH: 48.80 LOW: 35.05



APR LIVE CATTLE

CONTRACT HIGH: 75.25 LOW: 67.27



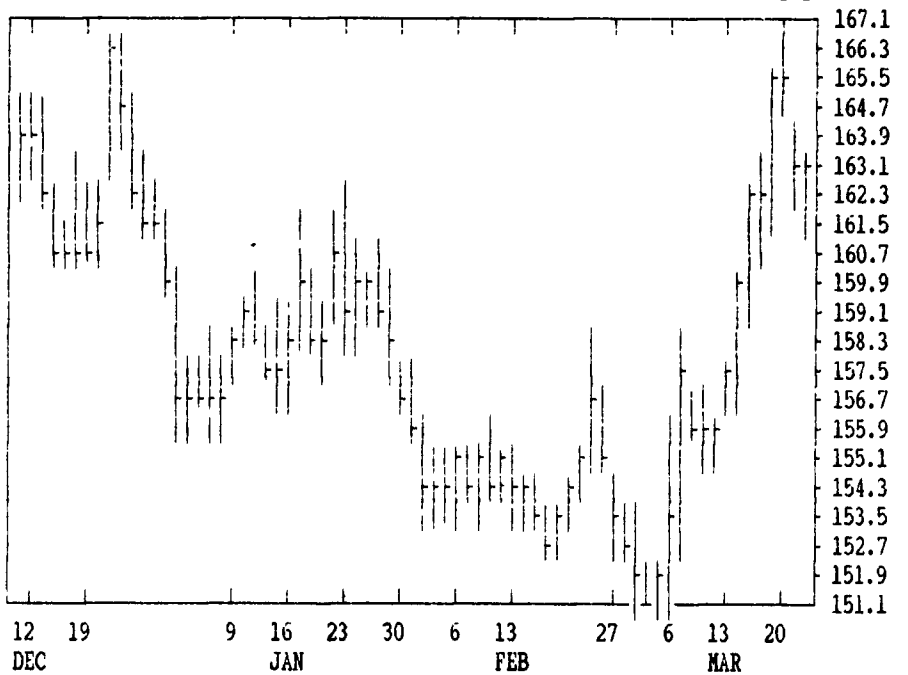
DTN FUTURES 14 03/23/95		TECHNICAL POINTS				SLOW STOCHASTIC							
PRICES ARE DECIMAL		MOVING AVERAGES				RSI'S							
CONTRACT	CLOSE	4-DAY	9-DAY	18-DAY	45-DAY	9DAY	14DAY	30DAY	%K	%D	%K	%D	
WHEAT	MAY	353.00	354.69	349.86	349.19	355.27	52.1	50.2	46.8	70	77	66	48
WHEAT	JUL	340.50	342.37	337.75	333.99	336.83	57.2	55.3	51.3	71	79	83	71
KCWHT	MAY	352.50	356.00	354.11	353.29	357.78	45.3	45.2	43.7	42	56	60	51
KCWHT	JUL	342.75	345.25	341.58	338.86	341.11	53.0	52.1	49.0	66	75	78	67
MNWHT	MAY	349.75	352.56	350.19	350.08	358.55	45.9	44.4	41.4	51	57	49	39
CORN	MAY	247.25	246.31	246.97	245.18	242.38	63.1	62.6	60.1	38	26	73	80
CORN	JUL	253.00	252.12	253.06	251.08	248.10	59.7	60.2	53.8	30	25	72	80
CORN	DEC	260.25	259.81	260.92	259.39	256.97	54.0	56.4	60.0	34	33	67	80
OATS	MAY	130.75	130.94	129.97	129.22	126.70	57.8	56.7	49.5	22	36	62	76
BEANS	MAY	579.75	582.37	582.44	576.17	568.15	54.0	56.4	55.2	18	44	76	82
BEANS	JUL	591.00	593.31	593.00	586.53	576.58	56.2	57.8	53.4	23	46	77	82
BEANS	NOV	604.50	606.56	606.83	600.22	589.73	55.6	58.3	57.5	19	42	77	83
MEAL	MAY	166.30	167.45	166.19	162.15	160.38	62.0	62.1	57.0	39	61	82	90
BNOIL	MAY	26.71	26.61	26.72	26.92	26.42	49.1	50.2	52.5	48	41	26	29
CATTLE	APR	68.10	69.17	70.04	71.65	73.05	15.1	20.9	32.9	4	14	6	8
CATTLE	JUN	63.00	63.82	64.28	65.40	66.62	18.5	22.8	32.0	18	26	11	10
FCTL	MAR	67.03	67.51	68.14	69.19	71.08	21.7	24.1	31.5	19	21	11	9
HOGS	APR	38.88	39.98	40.51	40.08	39.62	34.9	41.4	47.8	16	26	56	75
HOGS	JUN	45.38	46.58	47.00	46.50	45.59	36.0	43.1	50.2	18	29	61	76
PKBLS	MAR	45.20	46.87	47.04	44.93	43.81	47.9	51.9	54.5	19	40	71	80

DTN FUTURES 03 03/23/95		DELAYED COMMODITY QUOTES				21:54 central time							
LIVE CATTLE		FEEDER CATTLE				LIVE HOGS							
HIGH	LOW	LAST	CHG	HIGH	LOW	LAST	CHG	HIGH	LOW	LAST	CHG		
APR	6900	6807	6810*	-77	MAR	6755	6695	6702*	-60	APR	4025	3887	3887*-150
JUN	6387	6290	6300*	-82	APR	6707	6577	6580*-147		JUN	4665	4537	4537*-150
AUG	6220	6120	6125*	-80	MAY	6690	6550	6560*-135		JUL	4645	4510	4515*-132
OCT	6355	6282	6287*	-55	AUG	6880	6735	6737*-147		AUG	4550	4430	4440*-117
DEC	6522	6465	6480*	-35	SEP	6865	6735	6735*-150		OCT	4225	4120	4122*-107
FEB	6615	6560	6580*	-32	OCT	6850	6735	6735*-150		DEC	4270	4170	4172*-97
APR	6715	6670	6670*	-40	NOV	6885	6815	6815*-125		FEB	4265	4170	4170*-105
JUN					JAN	6890	6825	6825*-125		APR	4220	4135	4155*-30

CORN		CHICAGO WHEAT				K.C. WHEAT							
HIGH	LOW	LAST	CHG	HIGH	LOW	LAST	CHG	HIGH	LOW	LAST	CHG		
MAY	2476	2462	2472*	+14	MAY	3604	3524	3530*	-60	MAY	3592	3524	3524*-60
JUL	2536	2516	2530*	+16	JUL	3460	3402	3404*	-42	JUL	3484	3426	3426*-54
SEP	2580	2554	2570*	+14	SEP	3516	3454	3454*	-42	SEP	3520	3464	3464*-44
DEC	2614	2590	2602*	+14	DEC	3624	3566	3572*	-36	DEC	3596	3540	3544*-44
MAR	2674	2650	2664*	+14	MAR	3634	3630	3630*	-20	MAR	3580	3564	3564*-50
MAY	2710	2700	2704*	+14	MAY					MAY			
JUL	2732	2724	2726*	+14									
DEC	2560	2544	2544*	+2									

MAR SOYBEAN MEAL

CONTRACT HIGH: 207.5 LOW: 151.1



MAR SOYBEANS

CONTRACT HIGH: 7.050 LOW: 5.444

