# GRAIN, CATTLE AND HOG FUTURES MARKETS

(Closing bids: Thursday, March 16, 1995)

MAR CORN CONTRACT HIGH: 2.824 LOW: 2.204

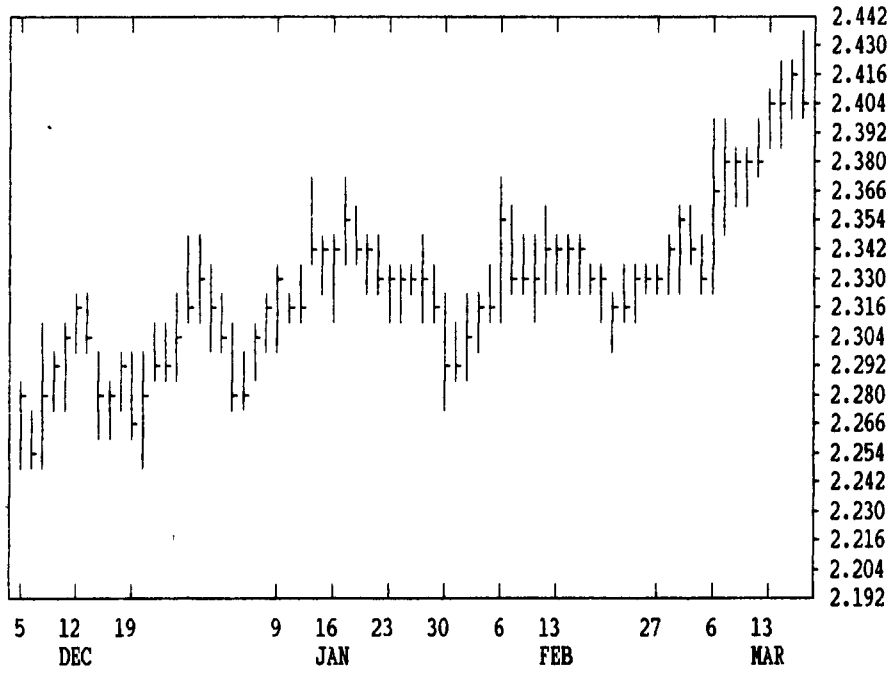


| PRICES ARE DECIMAL | | | MOVING AVERAGES | | | | RSI'S | | | 5 DAY | | 20 DAY | |
|---|---|---|---|---|---|---|---|---|---|---|---|---|---|
| CONTRACT | | CLOSE | 4-DAY | 9-DAY | 18-DAY | 45-DAY | 9DAY | 14DAY | 30DAY | %K | %D | %K | %D |
| WHEAT | MAR | 345.25 | 346.62 | 352.06 | 354.06 | 365.26 | 38.1 | 38.4 | 39.6 | 41 | 29 | 18 | 20 |
| WHEAT | MAY | 345.50 | 345.62 | 348.14 | 350.01 | 356.76 | 42.2 | 41.7 | 42.1 | 54 | 38 | 20 | 23 |
| KCWHT | MAR | 378.25 | 378.62 | 380.53 | 376.26 | 376.11 | 50.7 | 50.7 | 48.7 | 27 | 25 | 64 | 71 |
| KCWHT | MAY | 353.50 | 352.75 | 353.72 | 353.72 | 359.49 | 47.3 | 45.1 | 42.9 | 64 | 48 | 29 | 29 |
| MNWHT | MAR | 348.75 | 346.94 | 345.86 | 345.93 | 358.13 | 52.5 | 45.2 | 40.0 | 100 | 90 | 34 | 29 |
| CORN | MAR | 241.00 | 241.31 | 239.36 | 236.49 | 234.60 | 71.0 | 68.7 | 62.7 | 84 | 90 | 94 | 91 |
| CORN | MAY | 247.00 | 247.56 | 245.94 | 243.69 | 241.77 | 65.0 | 64.3 | 60.7 | 77 | 85 | 90 | 87 |
| CORN | JUL | 253.50 | 253.75 | 251.86 | 249.81 | 247.32 | 68.1 | 65.9 | 54.5 | 80 | 86 | 90 | 88 |
| OATS | MAR | 124.75 | 124.81 | 124.42 | 122.99 | 121.39 | 60.3 | 59.2 | 52.1 | 54 | 59 | 87 | 88 |
| BEANS | MAR | 573.75 | 571.56 | 567.08 | 561.29 | 556.56 | 69.0 | 65.9 | 58.1 | 88 | 75 | 81 | 71 |
| BEANS | MAY | 582.25 | 581.06 | 577.39 | 571.79 | 566.06 | 66.8 | 64.7 | 57.8 | 78 | 67 | 75 | 68 |
| BEANS | JUL | 592.75 | 591.31 | 587.75 | 581.85 | 573.97 | 67.8 | 64.6 | 53.6 | 77 | 65 | 74 | 68 |
| MEAL | MAR | 162.80 | 160.55 | 157.82 | 155.83 | 156.30 | 78.3 | 70.5 | 58.5 | 99 | 90 | 91 | 78 |
| BNOIL | MAR | 27.50 | 28.28 | 28.61 | 28.11 | 27.36 | 37.4 | 44.4 | 50.6 | 12 | 30 | 62 | 79 |
| CATTLE | APR | 70.15 | 70.96 | 71.98 | 72.76 | 73.59 | 17.1 | 25.3 | 38.0 | 12 | 12 | 7 | 11 |
| CATTLE | JUN | 63.90 | 64.80 | 65.63 | 66.25 | 67.04 | 17.1 | 23.2 | 33.8 | 7 | 14 | 9 | 14 |
| FCTL | MAR | 67.40 | 68.93 | 69.60 | 70.17 | 71.70 | 12.6 | 18.7 | 29.9 | 5 | 14 | 8 | 15 |
| HOGS | APR | 41.15 | 41.01 | 40.26 | 39.74 | 39.56 | 66.6 | 63.8 | 58.8 | 91 | 91 | 93 | 88 |
| HOGS | JUN | 47.30 | 47.46 | 46.70 | 46.06 | 45.39 | 66.0 | 65.3 | 61.5 | 85 | 89 | 92 | 91 |
| PKBLS | MAR | 47.60 | 47.20 | 44.77 | 43.87 | 43.24 | 73.2 | 69.3 | 63.0 | 88 | 94 | 92 | 79 |

| LIVE CATTLE | | | | | FEEDER CATTLE | | | | | LIVE HOGS | | | | |
|---|---|---|---|---|---|---|---|---|---|---|---|---|---|---|
| | HIGH | LOW | LAST | CHG | | HIGH | LOW | LAST | CHG | | HIGH | LOW | LAST | CHG |
| APR | 7137 | 7000 | 7015* | -97 | MAR | 6887 | 6735 | 6740* | -142 | APR | 4150 | 4085 | 4115* | -35 |
| JUN | 6500 | 6382 | 6390* | -85 | APR | 6835 | 6690 | 6710* | -105 | JUN | 4770 | 4720 | 4730* | -50 |
| AUG | 6292 | 6180 | 6197* | -85 | MAY | 6800 | 6650 | 6667* | -112 | JLY | 4680 | 4635 | 4650* | -45 |
| OCT | 6455 | 6355 | 6377* | -67 | AUG | 6897 | 6797 | 6807* | -77 | AUG | 4580 | 4542 | 4567* | -30 |
| DEC | 6550 | 6477 | 6485* | -50 | SEP | 6870 | 6775 | 6780* | -90 | OCT | 4252 | 4220 | 4220* | -35 |
| FEB | 6642 | 6572 | 6582* | -57 | OCT | 6865 | 6775 | 6775* | -85 | DEC | 4300 | 4270 | 4280* | -15 |
| APR | 6720 | 6675 | 6685* | -55 | NOV | 6920 | 6860 | 6865* | -85 | FEB | 4335 | 4310 | 4315* | -7 |
| JUN | | | | | JAN | 6930 | 6860 | 6860* | -80 | APR | 4260 | 4225 | 4260* | -15 |
| SWISS FRANC | | | | | CANADIAN DOLLAR | | | | | PORK BELLIES | | | | |
| JUN | 8820 | 8615 | 8641* | -89 | JUN | 7047 | 7018 | 7035* | -8 | MAR | 4870 | 4655 | 4760* | -85 |
| SEP | 8858 | 8680 | 8697* | -89 | SEP | 7012 | 6998 | 7013* | -8 | MAY | 4920 | 4770 | 4795* | -105 |
| DEC | 8900 | 8735 | 8753* | -89 | DEC | 7002 | 6983 | 6996* | -8 | JLY | 4895 | 4755 | 4787* | -105 |
| BRITISH POUND | | | | | US DOLLAR INDEX | | | | | AUG | 4610 | 4480 | 4480* | -140 |
| JUN | 16000 | 15836 | 15868* | -90 | JUN | 8365 | 8334 | 8345a | -34 | FEB | 5362 | 5320 | 5362* | -30 |
| SEP | 15950 | 15840 | 15838* | -90 | SEP | 8345 | 8315 | 8345a | -54 | MAR | 5255 | 5255 | 5255* | 0 |
| DEC | 15900 | 15800 | 15796* | -90 | S&P 500 INDEX | | | | | GERMAN MARK | | | | |
| JAPANESE YEN | | | | | JUN | 50010 | 49565 | 49955* | +345 | JUN | 7275 | 7165 | 7180* | -29 |
| JUN | 11340 | 11183 | 11192* | -80 | SEP | 50440 | 50040 | 50395* | +330 | SEP | 7293 | 7195 | 7202* | -30 |
| SEP | 11470 | 11310 | 11318* | -81 | DEC | 50900 | 50505 | 50860* | +335 | DEC | 7305 | 7220 | 7222* | -32 |
| DEC | 11500 | 11443 | 11449* | -82 | MAR | | | | | MAR | 7311 | 7240 | 7240* | -32 |

| CORN | | | | | CHICAGO WHEAT | | | | | K.C. WHEAT | | | | |
|---|---|---|---|---|---|---|---|---|---|---|---|---|---|---|
| | HIGH | LOW | LAST | CHG | | HIGH | LOW | LAST | CHG | | HIGH | LOW | LAST | CHG |
| MAR | 2426 | 2404 | 2410* | -12 | MAR | 3510 | 3434 | 3452* | -56 | MAR | 3806 | 3782 | 3782* | -24 |
| MAY | 2486 | 2464 | 2470* | -14 | MAY | 3504 | 3450 | 3454* | -40 | MAY | 3556 | 3532 | 3534* | -12 |
| JLY | 2552 | 2530 | 2534* | -12 | JLY | 3380 | 3346 | 3350* | -12 | JLY | 3416 | 3390 | 3394* | -14 |
| SEP | 2592 | 2574 | 2582* | -10 | SEP | 3432 | 3402 | 3404* | -2 | SEP | 3444 | 3420 | 3430* | -4 |
| DEC | 2624 | 2606 | 2620* | -2 | DEC | 3542 | 3510 | 3510* | -6 | DEC | 3524 | 3500 | 3520* | 0 |
| MAR | 2684 | 2670 | 2680* | -4 | MAR | 3564 | 3564 | 3564* | -4 | MINN WHEAT | | | | |
| MAY | 2722 | 2706 | 2722* | -2 | OATS | | | | | MAR | 3486 | 3486 | 3486* | +16 |
| JLY | 2744 | 2730 | 2742* | -4 | MAR | 1254 | 1246 | 1246* | -6 | MAY | 3512 | 3482 | 3484* | -26 |
| DEC | 2580 | 2570 | 2574* | -6 | MAY | 1296 | 1286 | 1292* | -4 | JLY | 3510 | 3476 | 3484* | -20 |
| SOYBEANS | | | | | JLY | 1346 | 1340 | 1342* | -4 | SEP | 3464 | 3424 | 3436* | -22 |
| MAR | 5760 | 5726 | 5736* | -26 | SEP | 1392 | 1390 | 1386* | -4 | DEC | 3520 | 3510 | 3514* | -4 |
| MAY | 5852 | 5806 | 5822* | -34 | SOYBEAN MEAL | | | | | SOYBEAN OIL | | | | |
| JLY | 5964 | 5912 | 5926* | -34 | MAR | 1629 | 1612 | 1628* | +4 | MAR | 2815 | 2738 | 2750* | -75 |
| AUG | 6006 | 5960 | 5972* | -32 | MAY | 1669 | 1650 | 1665* | +5 | MAY | 2690 | 2612 | 2623* | -74 |
| SEP | 6024 | 5980 | 5992* | -46 | JLY | 1716 | 1698 | 1711* | +5 | JLY | 2660 | 2585 | 2598* | -69 |
| NOV | 6100 | 6052 | 6064* | -46 | AUG | 1733 | 1720 | 1728* | +4 | AUG | 2640 | 2575 | 2580* | -67 |
| JAN | 6174 | 6134 | 6140* | -44 | SEP | 1754 | 1738 | 1748* | +5 | SEP | 2625 | 2570 | 2570* | -60 |
| MAR | 6250 | 6214 | 6224* | -36 | OCT | 1768 | 1755 | 1763* | +7 | OCT | 2610 | 2560 | 2562* | -56 |
| JLY | 6324 | 6300 | 6314* | -34 | DEC | 1800 | 1788 | 1796* | +4 | DEC | 2592 | 2540 | 2544* | -52 |
| NOV | 6130 | 6080 | 6110* | -34 | JAN | 1812 | 1802 | 1802* | +2 | JAN | 2535 | 2535 | 2535* | -52 |

APR LIVE HOGS CONTRACT HIGH: 48.80 LOW: 35.05

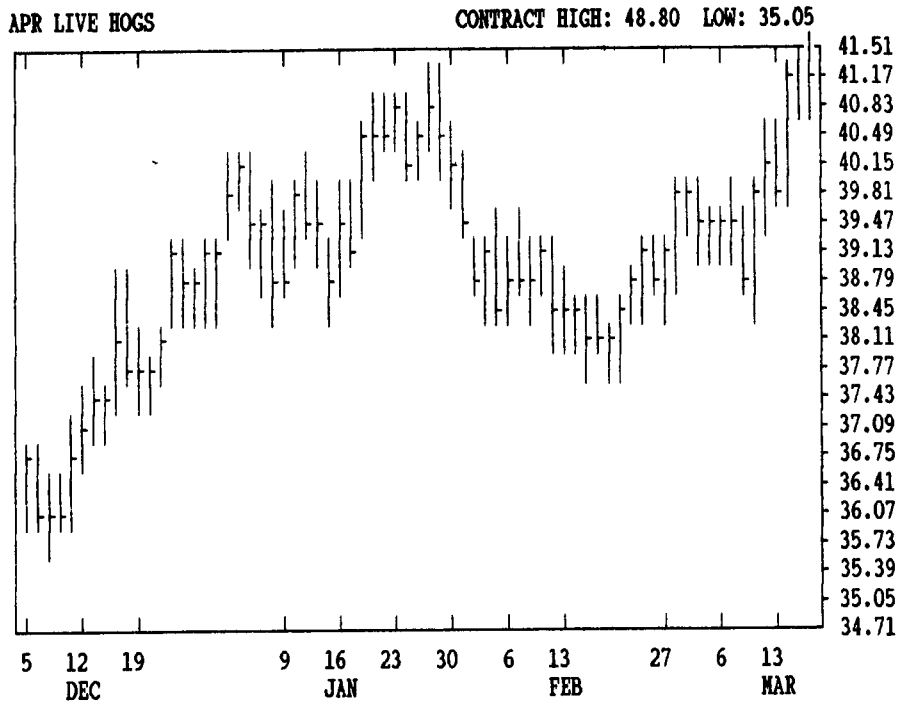


APR LIVE CATTLE CONTRACT HIGH: 75.25 LOW: 67.27

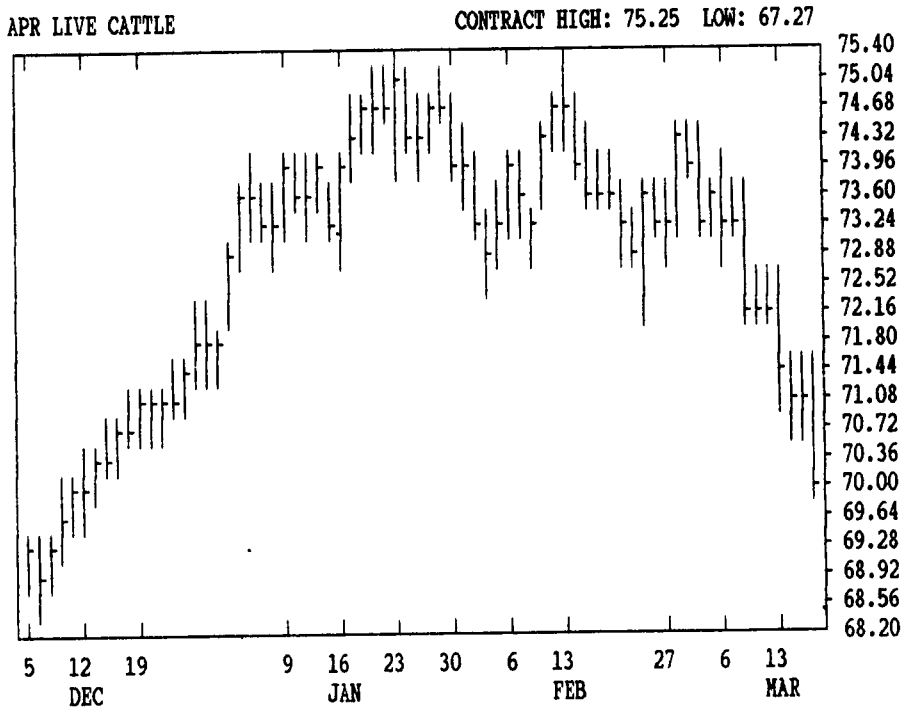


MAR SOYBEAN MEAL CONTRACT HIGH: 207.5 LOW: 151.1

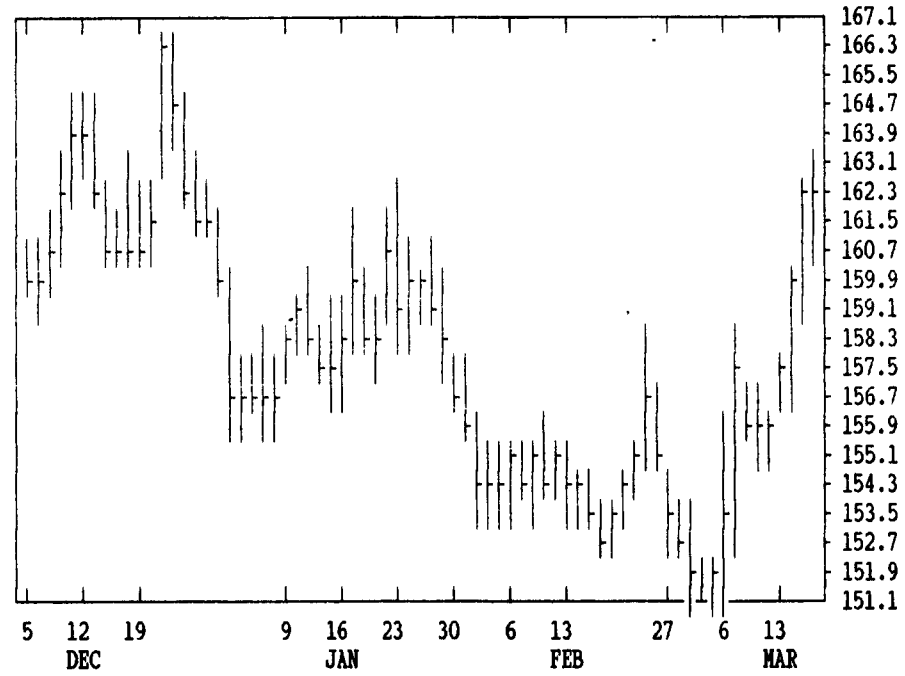

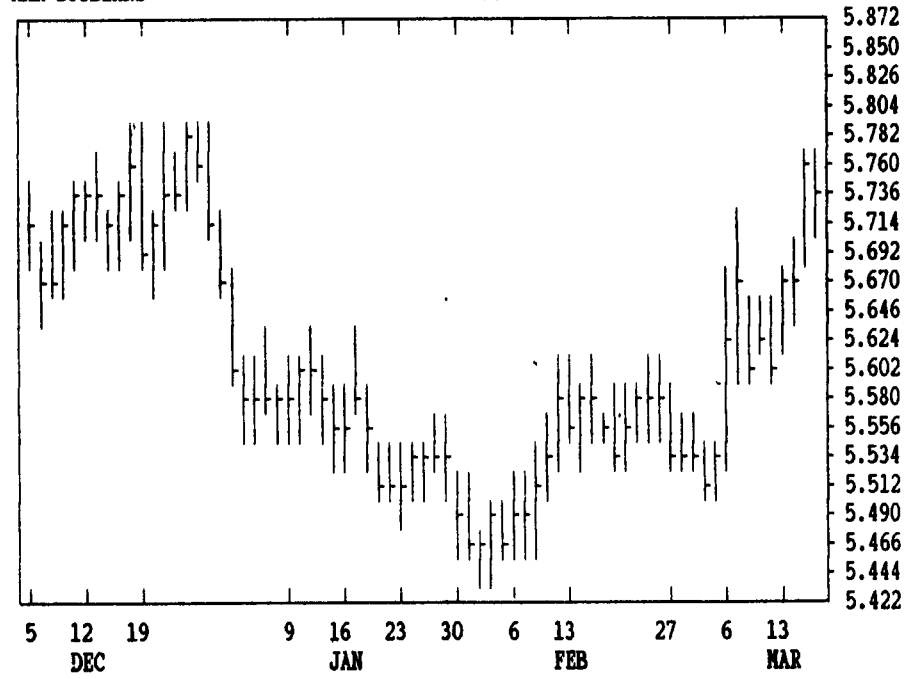
MAR SOYBEANS CONTRACT HIGH: 7.050 LOW: 5.444