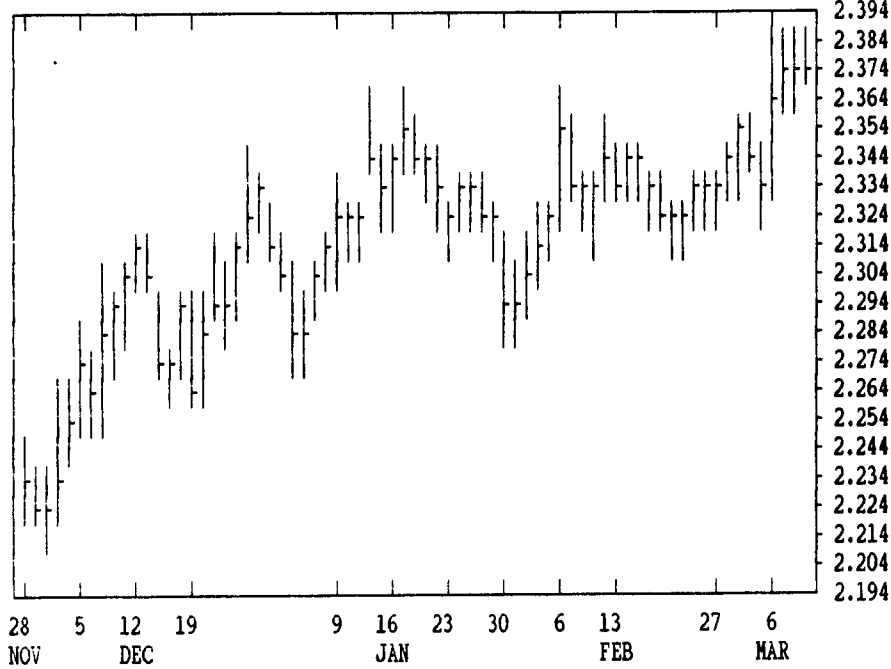


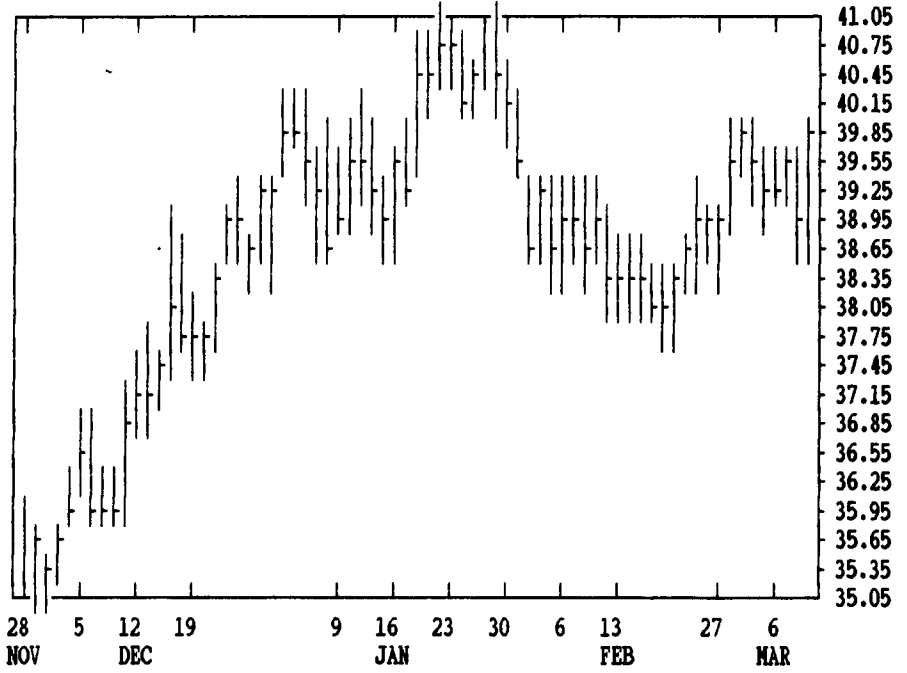
GRAIN, CATTLE AND HOG FUTURES MARKETS

(Closing bids: Thursday, March 9, 1995)

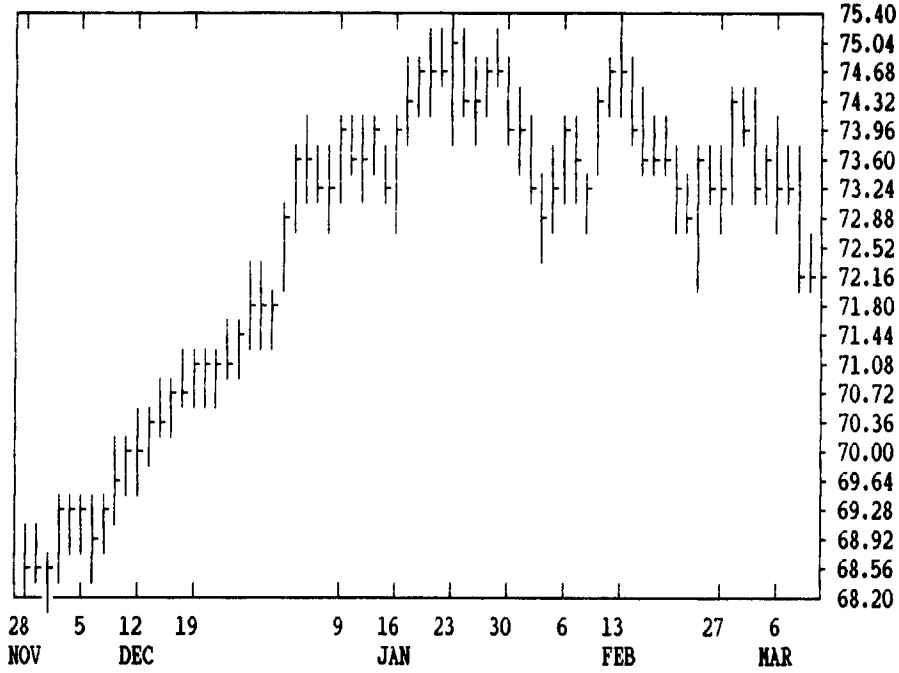
MAR CORN CONTRACT HIGH: 2.824 LOW: 2.204



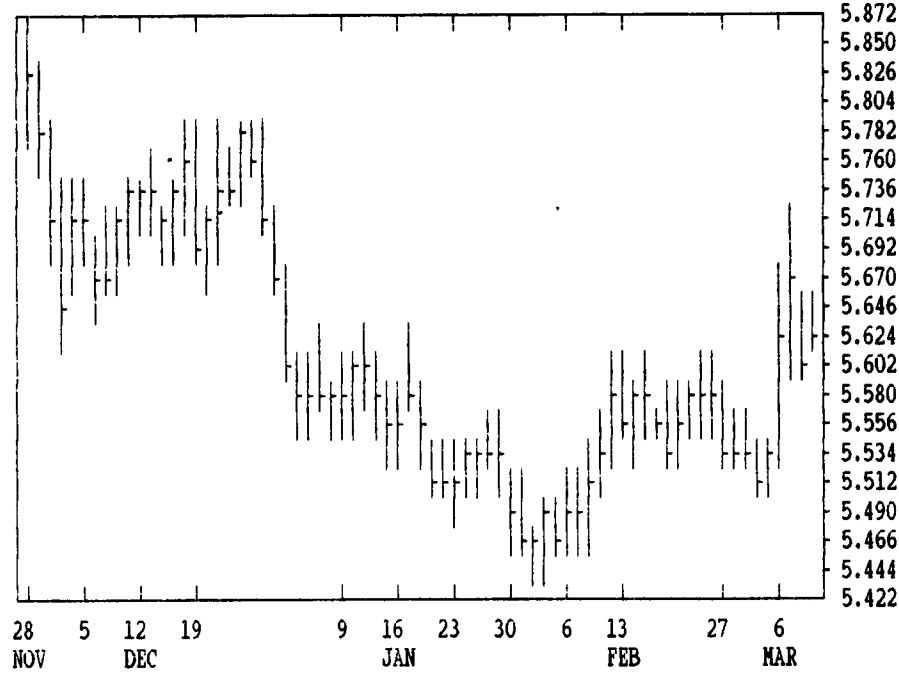
APR LIVE HOGS CONTRACT HIGH: 48.80 LOW: 35.05



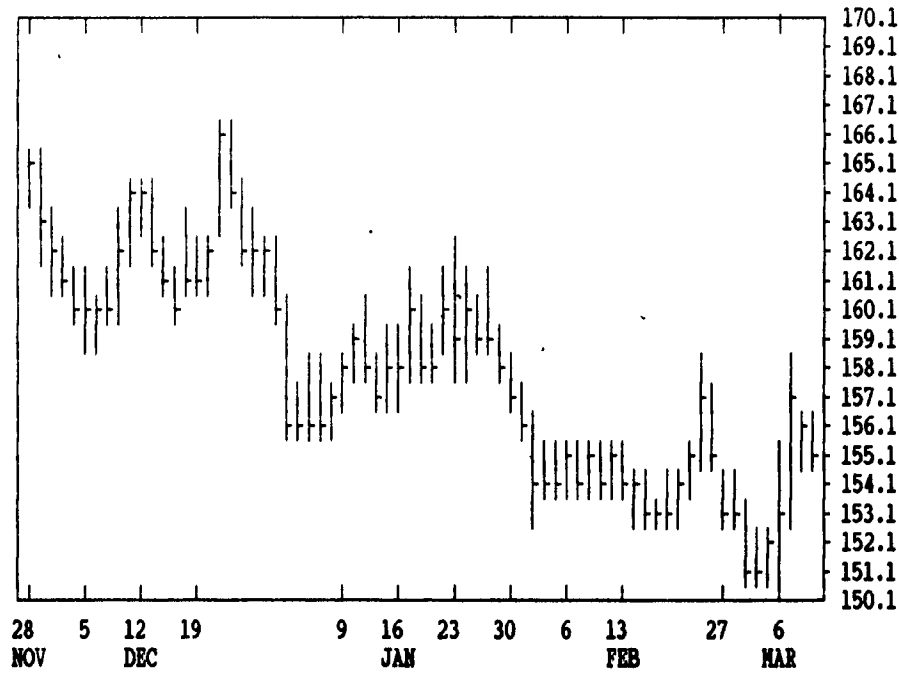
APR LIVE CATTLE CONTRACT HIGH: 75.25 LOW: 67.27



MAR SOYBEANS CONTRACT HIGH: 7.050 LOW: 5.444



MAR SOYBEAN MEAL CONTRACT HIGH: 207.5 LOW: 151.1



DIN FUTURES 14 03/09/95		TECHNICAL POINTS				SLOW STOCHASTIC							
PRICES ARE DECIMAL		MOVING AVERAGES				RSI'S							
CONTRACT	CLOSE	4-DAY	9-DAY	18-DAY	45-DAY	9DAY	14DAY	30DAY	%K	%D	%K	%D	
WHEAT	MAR	352.25	359.25	355.22	360.24	370.02	40.0	39.9	40.9	56	67	29	20
WHEAT	MAY	350.00	352.31	349.75	354.53	359.44	42.7	42.2	43.3	71	68	29	18
KCWHT	MAR	382.00	382.56	376.81	375.83	376.90	59.8	55.9	50.8	71	79	80	71
KCWHT	MAY	355.75	355.62	352.92	356.15	361.91	49.2	46.0	44.0	76	70	31	19
MNWHY	MAR	345.00	345.00	342.83	350.01	361.79	41.0	38.1	37.8	93	79	21	15
CORN	MAR	237.75	237.56	235.69	234.54	233.62	69.3	65.1	59.4	81	73	76	71
CORN	MAY	244.75	244.50	243.00	242.17	240.89	66.1	63.2	58.9	78	70	70	68
CORN	JUL	250.75	250.06	248.78	248.25	246.33	67.2	63.1	52.8	82	70	71	73
OATS	MAR	125.00	124.12	123.64	121.57	121.27	71.8	64.7	50.2	63	55	87	85
BEANS	MAR	563.25	563.94	558.36	557.72	555.36	60.9	58.5	52.7	63	66	66	62
BEANS	MAY	574.25	575.00	569.17	568.29	564.83	63.4	60.7	54.0	61	65	67	65
BEANS	JUL	584.50	585.44	579.28	577.58	572.27	64.6	60.4	51.3	60	65	71	70
MEAL	MAR	155.80	155.60	153.89	154.20	156.11	56.4	52.6	47.4	72	68	53	29
BNOIL	MAR	28.90	28.95	28.30	27.90	27.24	71.8	68.3	61.9	79	86	92	92
CATTLE	APR	72.30	72.90	73.36	73.53	73.85	32.0	38.1	46.7	11	19	27	43
CATTLE	JUN	66.03	66.28	66.60	66.85	67.32	32.9	37.0	44.0	27	24	16	26
FCTL	MAR	70.15	70.11	70.32	70.89	72.25	35.0	35.6	40.1	51	37	16	13
HOGS	APR	39.95	39.49	39.52	39.03	39.39	61.2	58.1	54.9	55	48	77	78
HOGS	JUN	46.45	45.89	45.82	45.20	45.09	68.3	64.9	60.0	68	62	84	86
PKBLS	MAR	42.80	42.36	42.55	42.51	42.73	52.9	52.2	52.6	52	37	46	49

CORN				CHICAGO WHEAT				K.C. WHEAT						
HIGH	LOW	LAST	CHG	HIGH	LOW	LAST	CHG	HIGH	LOW	LAST	CHG			
MAR	2382	2372	2376*	0	MAR	3570	3494	3522*	-74	MAR	3820	3800	3820*	+16
MAY	2452	2440	2446*	+2	MAY	3520	3492	3500*	-32	MAY	3560	3536	3556*	0
JUL	2512	2496	2506*	+4	JUL	3324	3302	3314*	-6	JUL	3376	3352	3376*	+2
SEP	2556	2544	2550*	+2	SEP	3376	3360	3362*	-6	SEP	3420	3392	3410*	+4
DEC	2596	2584	2592*	0	DEC	3482	3470	3474*	-10	DEC	3484	3474	3484*	0
MAR	2662	2650	2654*	0	MAR	3514	3514	3514*	-30	MINN WHEAT				
MAY	2696	2692	2694*	0	OATS				MAR	3450	3450	3450*	0	
JUL	2720	2712	2716*	+2	MAR	1250	1240	1250*	+10	MAY	3534	3504	3514*	-26
DEC	2570	2564	2566*	0	MAY	1296	1276	1294*	+14	JUL	3504	3490	3504*	-6
SOYBEANS				JUL	1344	1324	1342*	+16	SEP	3420	3394	3416*	+12	
MAR	5660	5620	5632*	+16	SEP	1384	1382	1384*	+14	DEC	3500	3452	3480*	0
MAY	5764	5732	5742*	+10	SOYBEAN MEAL				SOYBEAN OIL					
JUL	5866	5840	5844*	+6	MAR	1565	1555	1558*	-1	MAR	2897	2865	2890*	+12
AUG	5910	5882	5882*	+4	MAY	1600	1591	1593*	-1	MAY	2758	2715	2747*	+17
SEP	5924	5902	5904*	+4	JUL	1645	1637	1639*	0	JUL	2703	2670	2698*	+17
NOV	6004	5980	5982*	0	AUG	1665	1659	1659*	-2	AUG	2670	2650	2670*	+17
JAN	6084	6062	6062*	+2	SEP	1687	1679	1679*	-1	SEP	2652	2623	2647*	+15
MAR	6160	6141	6144*	+4	OCT	1703	1695	1695*	-1	OCT	2630	2605	2630*	+20
JUL	6240	6230	6232*	-6	DEC	1735	1728	1728*	-4	DEC	2598	2570	2598*	+18
NOV	6090	6070	6074*	-14	JAN	1751	1743	1747*	+1	JAN	2583	2555	2583*	+18

LIVE CATTLE				FEEDER CATTLE				LIVE HOGS						
HIGH	LOW	LAST	CHG	HIGH	LOW	LAST	CHG	HIGH	LOW	LAST	CHG			
APR	7255	7212	7230*	-7	MAR	7045	7010	7015*	-12	APR	4000	3860	3995*	+105
JUN	6615	6570	6602*	-5	APR	6972	6920	6945*	-22	JUN	4660	4520	4645*	+97
AUG	6330	6290	6315*	-10	MAY	6920	6867	6892*	-20	JUL	4560	4475	4555*	+65
OCT	6485	6430	6460*	-20	AUG	7020	6992	7015*	-2	AUG	4485	4402	4485*	+67
DEC	6600	6567	6582*	-5	SEP	6980	6965	6980*	-5	OCT	4160	4105	4150*	+30
FEB	6690	6665	6682*	-2	OCT	6980	6965	6980*	+5	DEC	4210	4165	4205*	+22
APR	6800	6785	6787*	-12	NOV	7050	7030	7050*	0	FEB	4220	4197	4210*	+20
JUN					JAN	7050	7030	7050*	+15	APR	4140	4120	4140*	+15
SWISS FRANC				CANADIAN DOLLAR				PORK BELLIES						
MAR	8682	8482	8594*	+16	MAR	7090	7019	7084*	-3	MAR	4285	4185	4280*	+42
JUN	8740	8510	8650*	+17	JUN	7062	7022	7049*	-3	MAY	4377	4262	4350*	+35
SEP	8798	8708	8704*	+15	SEP	7030	7005	7029*	-3	JUL	4365	4270	4362*	+42
BRITISH POUND				US DOLLAR INDEX				GERMAN MARK						
MAR	16250		16110*	+26	MAR	8392	8354	8400a	+98	FEB	5097	5075	5097*	0
JUN	16230	15990	16092*	+28	JUN	8420	8365	8424a	+90	MAR	5040	5040	5000*	0
SEP	16200	16070	16052*	+24	S&P 500 INDEX				GERMAN MARK					
JAPANESE YEN				MAR	48430	48230	48340*	-5	MAR	7230	7082	7170*	+8	
MAR	11090	10825	11045*	+104	JUN	48815	48615	48725*	-10	JUN	7260	7096	7194*	+8
JUN	11215	10940	11168*	+107	SEP	49260	49070	49175*	-10	SEP	7290	7199	7217*	+8
SEP	11320	11235	11293*	+109	DEC	49730	49550	49645*	-20	DEC	7270	7220	7240*	+9