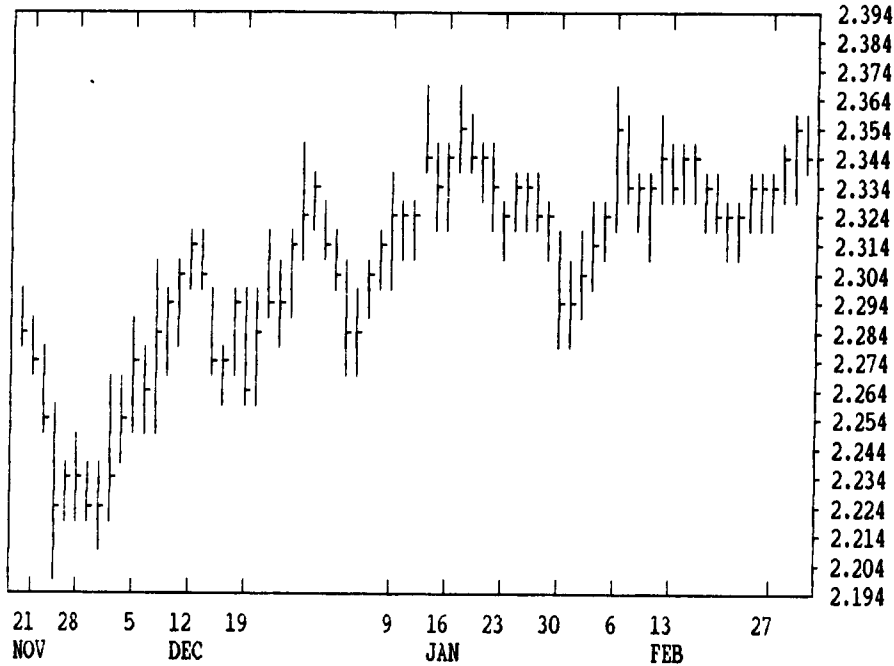


# GRAIN, CATTLE AND HOG FUTURES MARKETS

(Closing bids: Thursday, March 2, 1995)

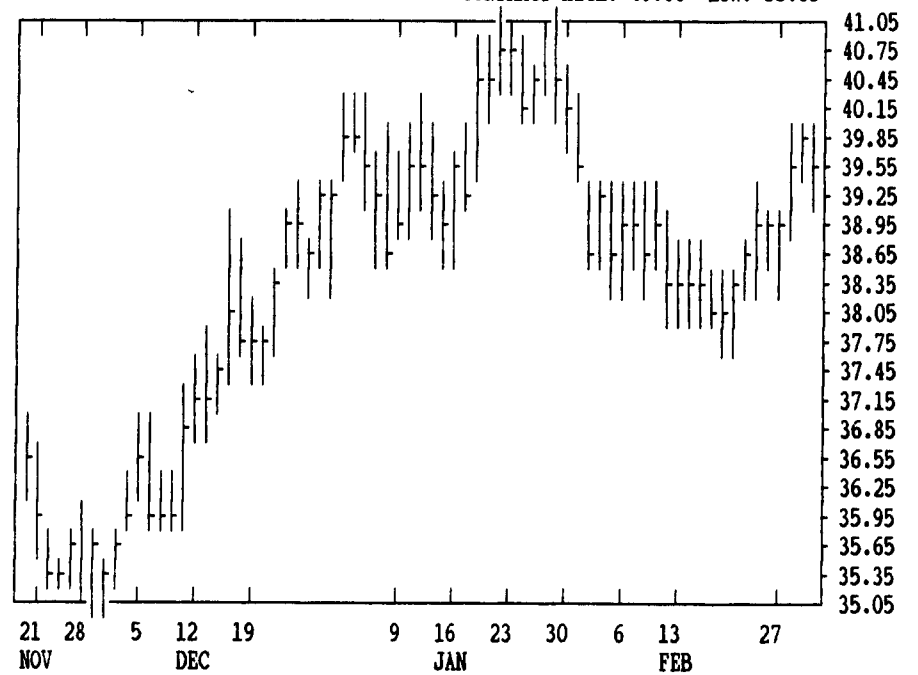
MAR CORN

CONTRACT HIGH: 2.820 LOW: 2.200



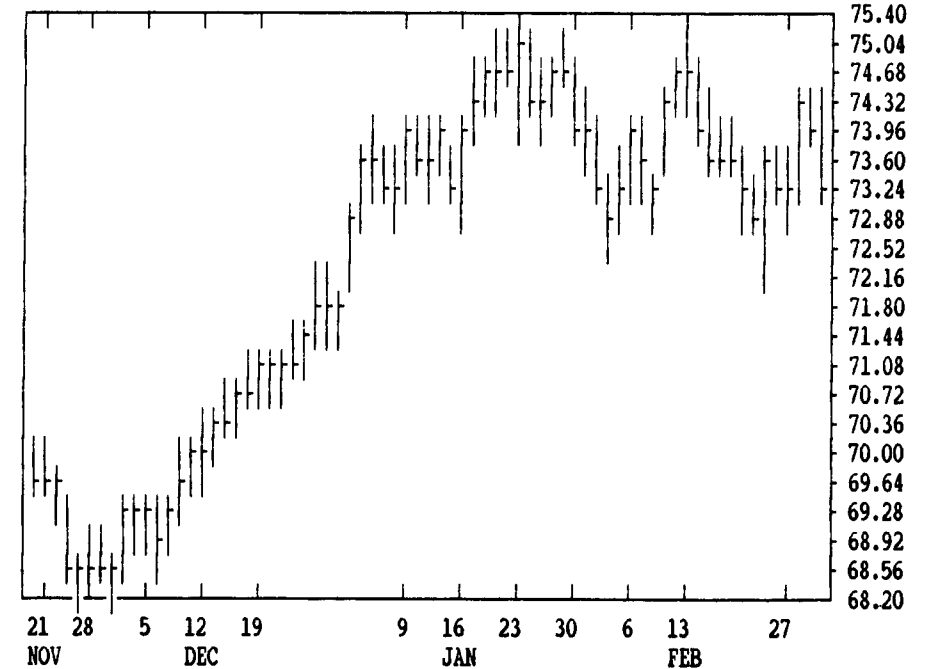
APR LIVE HOGS

CONTRACT HIGH: 48.80 LOW: 35.05



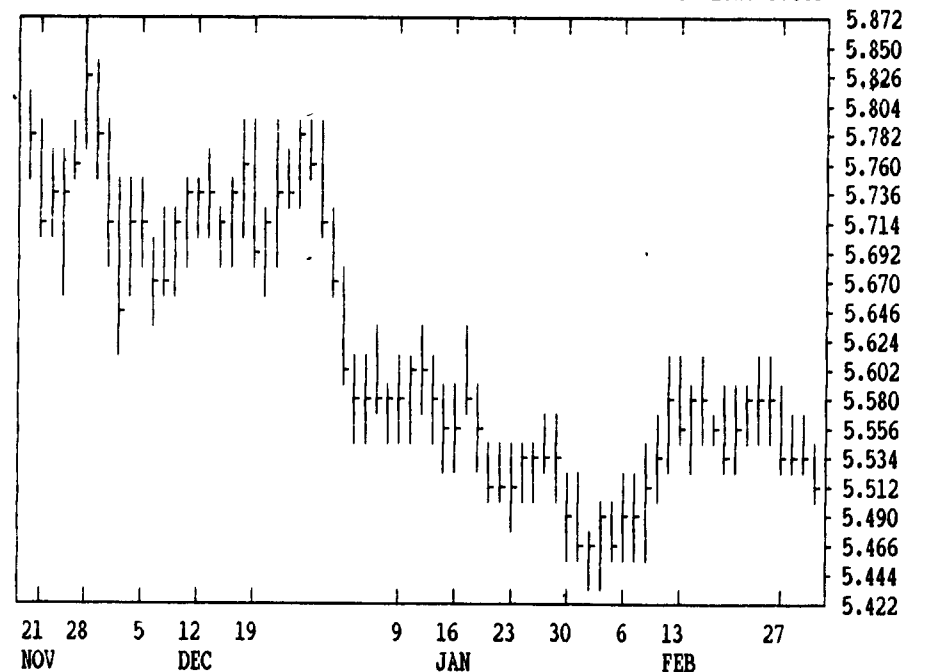
APR LIVE CATTLE

CONTRACT HIGH: 75.25 LOW: 67.27



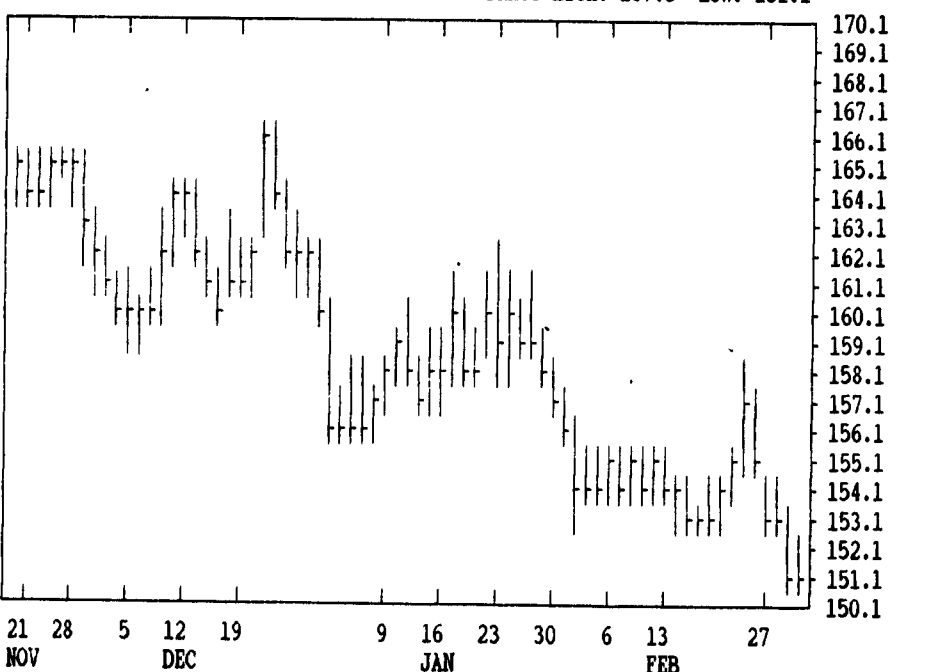
MAR SOYBEANS

CONTRACT HIGH: 7.050 LOW: 5.440



MAR SOYBEAN MEAL

CONTRACT HIGH: 207.5 LOW: 151.1



PRICES ARE DECIMAL		MOVING AVERAGES				RSI'S			5 DAY		20 DAY	
CONTRACT	CLOSE	4-DAY	9-DAY	18-DAY	45-DAY	9DAY	14DAY	30DAY	%K	%D	%K	%D
WHEAT MAR	350.75	352.37	357.86	364.12	374.85	28.5	31.7	37.2	15	13	8	10
WHEAT MAY	345.75	348.50	353.56	357.94	362.33	25.0	30.8	39.0	12	11	10	20
KCWHT MAR	376.00	371.25	372.31	374.54	378.83	54.3	50.7	47.6	62	41	57	58
KCWHT MAY	350.00	351.00	355.08	358.75	364.99	31.1	34.4	40.2	14	10	8	11
MNWHT MAR	342.75	342.06	348.56	355.92	367.06	27.1	28.7	35.2	20	11	7	4
CORN MAR	234.75	234.38	233.53	233.86	232.94	60.1	57.6	54.8	85	86	68	60
CORN MAY	242.25	242.12	241.47	241.71	240.26	59.7	57.7	50.5	75	80	74	69
CORN JUL	248.00	248.25	247.92	247.74	245.64	56.2	56.1	51.5	58	71	90	88
OATS MAR	124.50	123.19	121.06	120.42	121.26	77.8	66.1	51.7	85	85	85	64
BEANS MAR	552.50	553.94	555.64	555.18	555.56	39.2	43.0	43.7	14	23	62	71
BEANS MAY	563.75	564.44	566.28	565.26	564.86	43.8	46.2	45.4	13	21	66	76
BEANS JUL	573.75	574.37	575.94	573.71	571.82	48.9	49.2	47.6	14	25	73	83
MEAL MAR	151.60	152.57	154.00	154.17	156.51	31.6	34.5	37.5	5	9	13	25
BNOIL MAR	28.09	27.68	27.51	27.35	27.15	69.2	64.1	58.3	81	71	82	71
CATTLE APR	73.40	73.76	73.56	73.79	73.82	45.2	47.4	52.0	73	77	49	41
CATTLE JUN	66.50	67.00	66.96	67.13	67.42	36.7	40.6	46.5	60	70	44	39
FCTL MAR	69.93	70.65	70.97	71.47	72.72	25.5	30.1	37.9	31	36	12	13
HOGS APR	39.55	39.56	39.08	38.85	39.40	59.5	55.8	53.6	84	89	66	46
HOGS JUN	45.92	45.78	45.27	44.83	44.97	70.6	64.5	58.8	89	90	82	60
PKBLS MAR	42.55	42.77	42.89	42.36	42.62	48.3	49.9	51.7	48	50	59	57

CORN				CHICAGO WHEAT				K.C. WHEAT						
MAR	HIGH	LOW	LAST	CHG	MAR	HIGH	LOW	LAST	CHG	MAR	HIGH	LOW	LAST	CHG
MAR	2354	2344	2346*	-4	MAR	3546	3490	3506*	-26	MAR	3830	3734	3760*	0
MAY	2426	2414	2422*	-2	MAY	3496	3442	3456*	-26	MAY	3536	3480	3500*	-10
JUL	2484	2474	2480*	-2	JUL	3316	3270	3284*	-26	JUL	3372	3330	3346*	-20
SEP	2532	2522	2530*	-2	SEP	3364	3314	3326*	-34	SEP	3410	3370	3384*	-26
DEC	2576	2564	2572*	-4	DEC	3470	3424	3442*	-24	DEC	3484	3450	3454*	-24
MAR	2640	2632	2640*	-2	MAR	3510	3460	3480*	-30	MINN WHEAT				
MAY	2672	2672	2672*	-4	OATS				MAR	3460	3414	3426*	-14	
JUL	2694	2686	2694*	-4	MAR	1250	1236	1244*	+10	MAY	3510	3464	3482*	-12
DEC	2564	2554	2554*	-6	MAY	1300	1282	1290*	+2	JUL	3502	3456	3470*	-24
SOYBEANS				JUL	1344	1334	1334*	0	SEP	3422	3354	3394*	-14	
MAR	5534	5510	5524*	-12	SEP	1390	1382	1382*	-2	DEC	3450	3450	3450*	-34
MAY	5640	5614	5636*	+2	SOYBEAN MEAL				SOYBEAN OIL					
JUL	5740	5714	5736*	+2	MAR	1520	1511	1516*	-2	MAR	2811	2780	2809*	+37
AUG	5780	5756	5772*	+2	MAY	1564	1553	1559*	-3	MAY	2689	2653	2686*	+26
SEP	5800	5772	5800*	+12	JUL	1609	1598	1605*	-2	JUL	2635	2610	2634*	+19
NOV	5870	5844	5866*	+6	AUG	1629	1621	1625*	-3	AUG	2605	2585	2605*	+19
JAN	5950	5932	5950*	+10	SEP	1649	1641	1645*	-1	SEP	2580	2560	2580*	+21
MAR	6030	6010	6026*	+16	OCT	1668	1660	1664*	-1	OCT	2553	2535	2552*	+13
JUL	6110	6104	6110*	+4	DEC	1702	1694	1699*	-3	DEC	2518	2495	2512*	+14
NOV	5964	5960	5962*	+4	JAN	1718	1713	1713*	-2	JAN	2500	2490	2497*	+12

LIVE CATTLE				FEEDER CATTLE				LIVE HOGS						
APR	HIGH	LOW	LAST	CHG	APR	HIGH	LOW	LAST	CHG	APR	HIGH	LOW	LAST	CHG
APR	7437	7317	7340*	-67	MAR	7090	6955	6992*	-82	APR	4002	3925	3955*	-27
JUN	6735	6620	6650*	-67	APR	7070	6935	6972*	-77	JUN	4612	4545	4592*	-2
AUG	6410	6317	6340*	-60	MAY	6992	6860	6887*	-80	JUL	4535	4492	4520*	0
OCT	6502	6420	6447*	-50	AUG	7040	6950	6965*	-62	AUG	4440	4395	4425*	0
DEC	6600	6540	6545*	-57	SEP	6985	6900	6910*	-70	OCT	4120	4085	4112*	+10
FEB	6700	6647	6647*	-52	OCT	6980	6905	6905*	-70	DEC	4155	4135	4152*	+5
APR	6817	6765	6770*	-47	NOV	7045	7000	7000*	-50	FEB	4197	4182	4185*	-5
JUN					JAN	7000	7000	7000*	-40	APR	4120	4100	4112*	-2
SWISS FRANC				CANADIAN DOLLAR				PORK BELLIES						
MAR	8230	8038	8183*	+103	MAR	7163	7103	7120*	-43	MAR	4370	4215	4255*	-60
JUN	8275	8095	8234*	+104	JUN	7120	7065	7087*	-49	MAY	4480	4295	4350*	-52
SEP	8300	8150	8278*	+103	SEP	7094	7045	7067*	-52	JUL	4455	4312	4357*	-70
BRITISH POUND				US DOLLAR INDEX				GERMAN MARK						
MAR	16240	15870	16140*	+282	MAR	8550	8491	8532a	+31	FEB	5100	5100	5100*	-20
JUN	16220		16124*	+288	JUN	8563	8506	8560u	+42	MAR	5015	5000	5000*	0
SEP	16150	15820	16088*	+290	S&P 500 INDEX				GERMAN MARK					
JAPANESE YEN				MAR	48655	48370	48645*	+30	MAR	6973	6819	6930*	+91	
MAR	10545	10342	10509*	+162	JUN	49050	48775	49045*	+30	JUN	7000	6846	6951*	+92
JUN	10650	10431	10623*	+164	SEP	49505	49240	49505*	+40	SEP	7000	6870	6970*	+93
SEP	10742	10597	10737*	+167	DEC	49985	49710	49970*	+35	DEC	7000	6950	6986*	+93