

**Excellent Ford Tractors**

TW-10, DP, weights, local trade, 5,100 hrs.  
 7710 II, cab, air, 18.4Rx34, 1990 model, 1,100 hrs.  
 7710, 4WD, cab, air w/Ford loader, 1,900 hrs.  
 7710, DP, 18.4x34, dual remotes, 1,800 hrs.  
 7600, DP, dual remotes, 18.4x34, 3100 hrs.  
 7000, cab, flat deck, DP, 540 & 1000 RPM  
 6610 II, 4WD, canopy w/Ford loader, 1,000 hrs.  
 6610 II, cab, 18.4x34, DP, 1,600 hrs.  
 6600, DP, 18.4x34 w/Ford loader, 2,100 hrs.  
 5610 II, cab, air, 4WD, 900 hrs.  
 5610 II, 4WD, DP w/Ford 7410 Loader, 1,100 hrs.  
 5610 II, canopy, DP, dual deluxe remotes, 1,600 hrs.  
 4610 II, 4WD, dual deluxe remotes, 400 hrs.  
 4610 II, 16.9x30, roll bar, weights, 550 hrs.  
 4000 SU, gas, 8 spd, 14.9x28  
 3930, 4WD, 14.9x28 w/Allied 394 loader w/230 hrs.  
 3000, gas, 8 spd, PS, 13.6x28, 3,200 hrs.  
 2600, diesel, 8 spd., LPTO, PS, 3,100 hrs.  
 1720, 4WD Shuttle w/Ford loader, 1,300 hrs.  
 NH 1425, gas skid loader  
 JD 2550, 4WD, hi-~~low~~ hrs.  
 JD 2555, 4WD, hi-low w/245 loader, 2,800 hrs.

**Equipment**

FNH 492 haybine, w/hyd. swing, like new  
 Ford 515 3pt 7' sickle bar mower  
 Sauder snow blade  
 NH 144 windrow inverter  
 Weights & roll bars to fit most Ford tractors  
 JD 7000 4RN cons. Planter (I bought it new)  
 Ford 8' 3 pt. stone rake w/gauge wheels  
 18.4x34 duals

**Ford Loaders**

7410 QT fits 2WD & 4WD, 5610 thru 7610  
 777D QT fits 2WD, 5000 thru 7610  
 772 QT fits 2WD, 5000 thru 7610  
 Farm Hand XL740 QT fits 2 & 4WD, 5000 thru 7610  
 All Tractors Tested On Our Farms.  
 -Please Call For Appointment-

**Burkholder Bros.**

Lebanon, PA  
 717-272-2352 717-949-2123

**NEW SPECIALS**  
 Brillion MLS Cultimulcher, 12'  
 Brillion MS Cultimulcher, 10'

**TRACTORS**  
 JD 6400 MFWD CG, PQ  
 JD 2640  
 JD 4430  
 IH 656 Tractor  
 Ferguson TO-20

**TILLAGE & PLANTERS**  
 JD 8350 Grain Drill  
 IH 56 4R Planter  
 IH 400 4R Corn Planter  
 White 4R Planter  
 IH 5 Shank Chisel Plows  
 IH 4 Bottom Trailer Plow  
 Case 4 Bottom Trailer Plow,  
 Coming In

**COMBINES**  
 JD 7700 w/Grain Head  
 JD 30 Combine w/Engine,  
 Coming In  
 JD adapter Plate for  
 Cornhead, Coming In

**HAY & FORAGE**  
 JD 24T Baler w/Ejector,  
 Coming In  
 Kuhn 6' Sickle Mower  
 (2) JD 1209 Mo Co  
 NI Round Baler  
 JD Rotary Cutter  
 JD 1R Corn Head  
 NH 488 Haybine  
 NH 1469 Haybine  
 NH 488 Haybine,  
 excellent  
 3RN Corn Head  
 3 RC Wide Corn Head  
 NI 767 Chopper Unit  
 Wood Hay Wagons  
 IH Flail Chopper  
 IH 435 Baler

**SPREADERS & SKID LOADERS**  
 Used 1263 Hedlund-Martin

**MISC.**  
 JD 8A Backhoe  
 Attachment  
 Ford 3 pt. Flail Mower



**bobcat**  
 New & Used  
 John Deere Equipment  
 Lawn & Garden Equipment


**CLUGSTON FARM EQUIPMENT**

HCR80--Box 22

Needmore, Pa. 17238

717-573-2215

John Deere Sales & Service




**BEDDING CHOPPERS**  
 Chops Straw,  
 Hay or Paper



**MOTORIZED FEED CARTS**

Available In 4 Sizes



**BODCO**  
 Vacu-Pump  
 Manure Pumps

Also:

Bodco Barn Cleaners  
 Bodco Landscaping Chopper

Bodco Water Bowls

We are an authorized  
**BODCO DISTRIBUTOR**  
 — Dealers Welcome —

Sales & Service

**ROVENDALE AG & BARN EQUIP.**

Watsonstown, PA 17711

717-538-9564 or 717-742-4226



Exit 31, I-80 to I-180 Watsonstown Exit  
 Hours: Mon-Fri 8 to 5, Sat 8 to 12

**MARCH TILLAGE SPECIALS**

**10% SAVINGS!**



**MOLDBOARD PLOW PARTS**

Direct Shipment  
 From Manufacturer To  
 Us Allows For These  
**LOW PRICES**

There Is A Difference: 3 Layers Of Steel For:  
 • LONGER LIFE • SHOCK RESISTANT • LESS CRACKING  
**16 INCH PLOW SHARES**

	List	SALE
PS3073 - 475-167M1	\$8.98	<b>\$8.08</b>
PS3078 - 475-715M1	\$9.98	<b>\$8.98</b>
PS3079 - 475-716M1	\$10.40	<b>\$9.36</b>

**SHINS**

PS3084 660020M91	\$8.12	<b>\$7.31</b>
------------------	--------	---------------

**MOLDBOARDS**

PS3088 660206M91	\$57.33	<b>\$51.60</b>
------------------	---------	----------------

**LANDSLIDES**

PS3263 475-937M1	\$12.16	<b>\$10.94</b>
------------------	---------	----------------

**COVERBOARD**

PS3093 661-869M91	\$11.78	<b>\$10.60</b>
-------------------	---------	----------------

**TWISTED CHISEL POINTS**

- Heat treated, tumbled & varnished
- ½" thick for longer wear
- Fits 2¼" centers for 7/16" plow bolts



	LIST	SALE
• DF4995 UCR...3x½ x22 R.H.	\$7.69	<b>\$6.95</b>
• DF5995 UCL...3x½ x22 L.H.	\$7.69	<b>\$6.95</b>


Sale Prices In Effect Thru March 31, 1995



Leola, PA 17540 Phone: (717) 656-2321


Located: 4 miles West of New Holland on Rt. 23, 1½ miles Northeast of Leola on No. Groffdale Rd., 1 mile on the right, opposite Groffdale Mennonite Church.

**JOHN DEERE**



**ATTENTION MAGNUM OWNERS**  
 Come Make The  
**SIDE BY SIDE COMPARISON**

Compare the most technologically advanced tractor in the industry, the 200 HP John Deere 8300, with the Case/IH 7240. See from the driver's seat, the benefit of John Deere's Patented frame design. Enfield Equipment invites you to compare.



Date: **March 7, 1995**

Time: **7:00 - 9:00 P.M.**

Where: **Enfield Equipment**  
 6600 Limestone Road  
 Oxford, PA 19363  
 (610) 932-8858



**GOOD DEALS...AND A GOOD DEAL MORE**

FMA5

