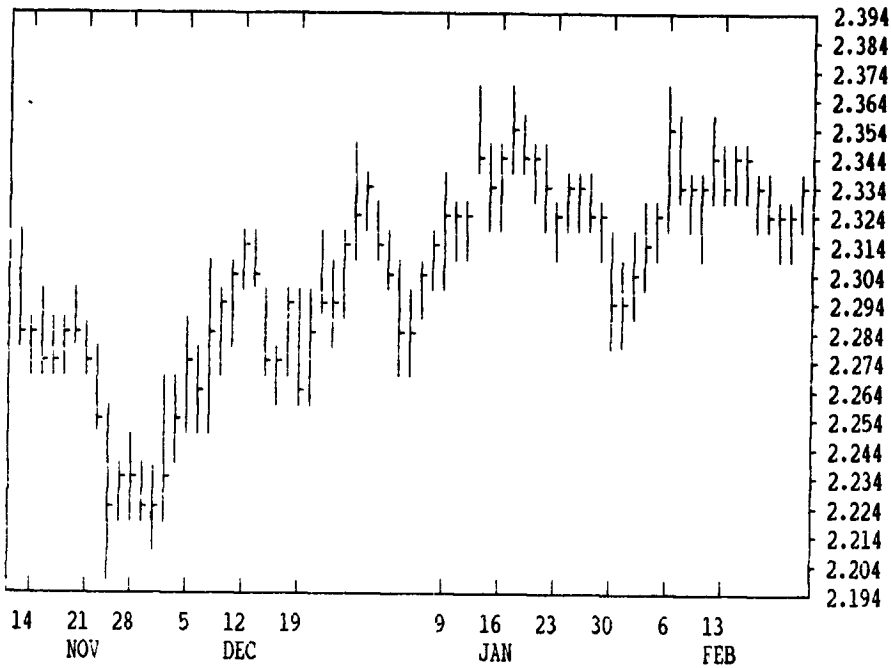


GRAIN, CATTLE AND HOG FUTURES MARKETS

(Closing bids: Thursday, Feb. 23, 1995)

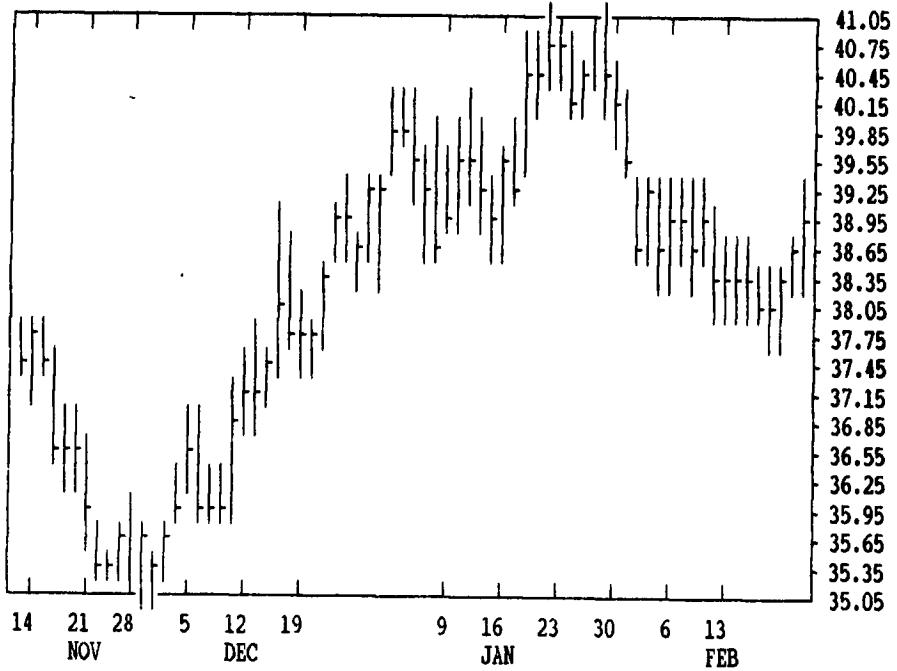
MAR CORN

CONTRACT HIGH: 2.824 LOW: 2.204



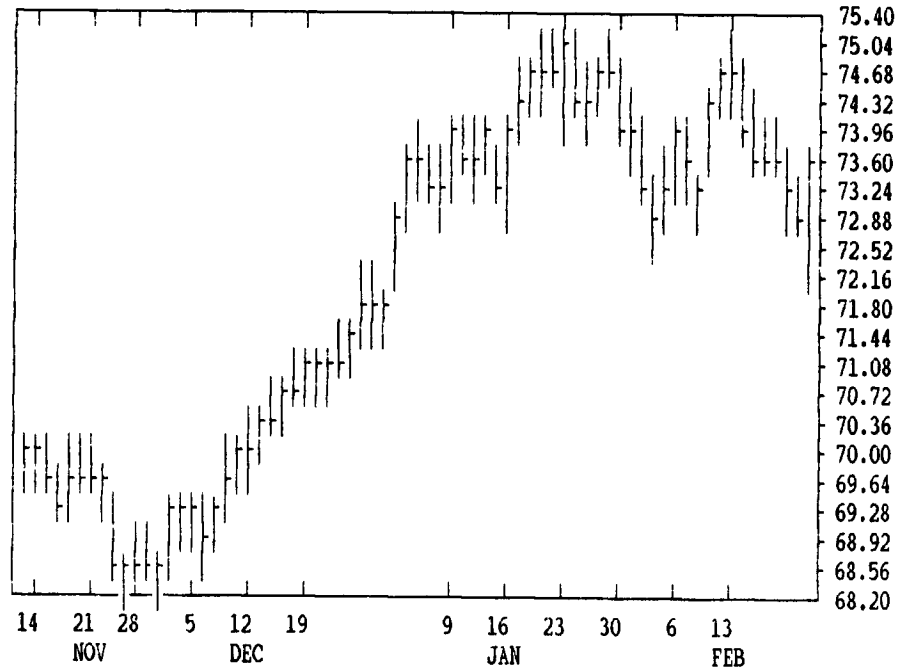
APR LIVE HOGS

CONTRACT HIGH: 48.80 LOW: 35.05



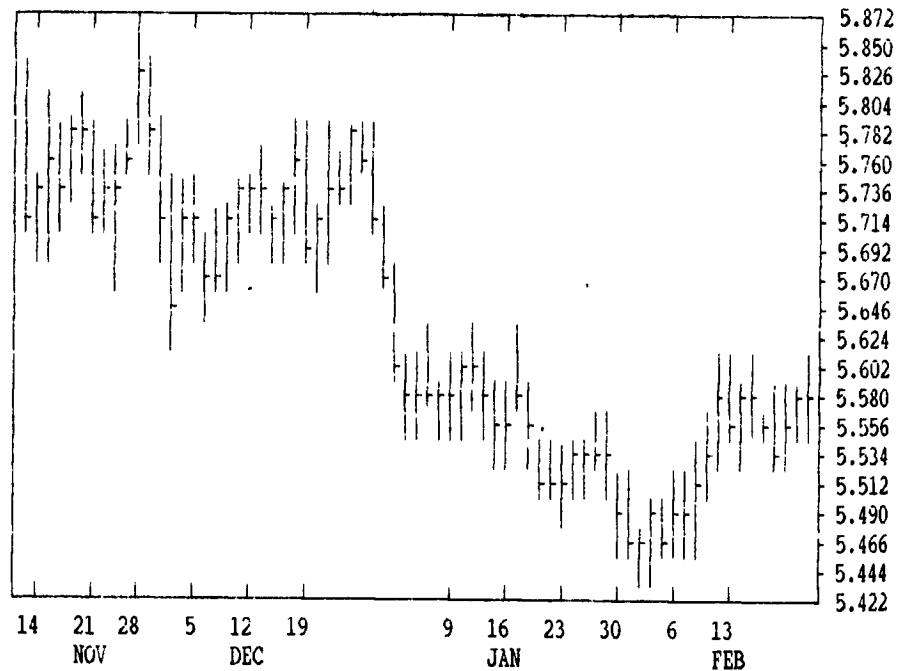
APR LIVE CATTLE

CONTRACT HIGH: 75.25 LOW: 67.27



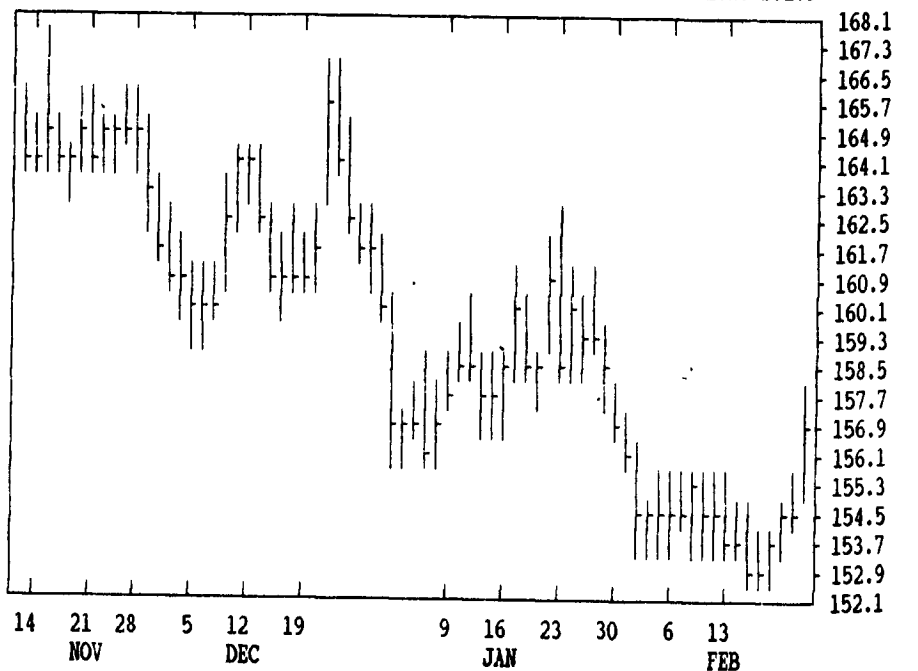
MAR SOYBEANS

CONTRACT HIGH: 7.050 LOW: 5.444



MAR SOYBEAN MEAL

CONTRACT HIGH: 207.5 LOW: 152.9



DTN FUTURES	14 02/17/95		DTN WEEKLY TECHNICAL SUMMARY				2/17/95	
	Past Week's (2/13-2/17)		January's		Current			
	High	Low	Close	High	Low	Support	Resistance	
NEARBY WHEAT	376.5	363.5	366.75	399.75	363.25	348-361.00	386-402.00	
MAY WHEAT	366.5	357.00	359.5	377.00	352.25	353.75	366.50	
NEARBY KCWHT	383.5	372.5	378.75	399.25	367.00	358.25	401.00	
MAY KCWHT	368.00	357.75	362.00	382.25	355.5	352.75	380.50	
NEARBY MGEWT	369.5	357.00	360.25	390.00	361.25	343.00	389.00	
NEARBY CORN	235.00	232.25	232.75	236.75	227.75	223.75	236.75-249.00	
MAY CORN	242.75	240.00	240.75	243.5	235.25	238.00	248.50	
JUL CORN	249.00	246.5	247.25	248.00	240.25	243.00	252.75	
NEARBY OATS	120.5	118.75	119.00	126.5	119.00	106.00	127.00	
NEARBY BEANS	561.00	554.00	555.00	559.00	546.25	528.00	569.75	
MAY BEANS	570.75	564.5	565.5	572.5	556.00	553.25	572.50	
JUL BEANS	577.5	572.00	574.25	579.00	561.5	559.25	578.50	
NEARBY MEAL	155.3	152.9	153.8	162.3	152.50	137.50	163.40	
NEARBY BNOIL	27.99	27.18	27.44	29.75	25.91	25.87	29.50	
NEARBY LIVCT	75.825	74.775	74.90	75.20	72.05	69.70-72.85	77.925	
APR LIVCT	74.95	73.55	73.85	75.25	73.075	71.25	75.25	
NEARBY FEDCT	72.45	71.10	71.75	76.90	72.25	70.15	73.40	
NEARBY LIVHG	39.825	39.025	39.80	41.275	37.00	35.625	41.475	
APR LIVHG	38.80	37.90	38.20	41.20	38.65	37.40	41.775	
NEARBY PKBLS	42.90	41.00	42.275	45.50	40.00	39.475	47.575	
NEARBY COTTN	96.79	90.50	96.48	94.70	86.41	85.02	97.77	
MAY COTTN	95.70	89.30	95.56	92.75	86.26	85.40	?????	

CORN				CHICAGO WHEAT				K.C. WHEAT			
MONTH	HIGH	LOW	LAST CHG	MONTH	HIGH	LOW	LAST CHG	MONTH	HIGH	LOW	LAST CHG
MAR	2336	2322	2334* +10	MAR	3642	3600	3614* +6	MAR	3740	3670	3692* -34
MAY	2422	2406	2416* +12	MAY	3602	3554	3564* -20	MAY	3600	3562	3564* -14
JUL	2490	2472	2486* +14	JUL	3420	3376	3386* -20	JUL	3460	3432	3442* -10
SEP	2544	2526	2542* +14	SEP	3462	3430	3430* -20	SEP	3484	3472	3472* -12
DEC	2594	2580	2592* +12	DEC	3564	3530	3534* -20	DEC	3564	3540	3542* -2
MAR	2656	2644	2656* +12	MAR	3570	3570	3570* -20	MINN WHEAT			
MAY	2692	2680	2692* +12	OATS				MAR	3550	3504	3512* -22
JUL	2714	2700	2714* +14	MAR	1206	1186	1202* +20	MAY	3594	3556	3564* -14
DEC	2580	2562	2580* +14	MAY	1262	1242	1262* +24	JUL	3560	3534	3534* -24
SOYBEANS				JUL	1314	1290	1312* +24	SEP	3480	3454	3454* -10
MAR	5600	5562	5574* 0	SEP	1360	1334	1360* +26	DEC	3532	3530	3532* -6
MAY	5704	5664	5684* +4	SOYBEAN MEAL				SOYBEAN OIL			
JUL	5800	5756	5784* +12	MAR	1582	1555	1572* +22	MAR	2720	2695	2716* -8
AUG	5836	5804	5820* +14	MAY	1617	1591	1606* +17	MAY	2637	2611	2631* -4
SEP	5852	5830	5844* +10	JUL	1657	1632	1648* +17	JUL	2600	2583	2598* -4
NOV	5934	5902	5920* +12	AUG	1677	1656	1666* +14	AUG	2577	2566	2575* -2
JAN	6014	5990	6002* +12	SEP	1695	1671	1684* +14	SEP	2558	2550	2554* -6
MAR	6094	6070	6082* +16	OCT	1712	1691	1702* +14	OCT	2540	2530	2536* -6
JUL	6180	6160	6176* +12	DEC	1745	1727	1738* +15	DEC	2512	2502	2507* -4
NOV	6030	6004	6022* +2	JAN	1759	1740	1752* +17	JAN	2500	2495	2500* 0

LIVE CATTLE				FEEDER CATTLE				LIVE HOGS			
MONTH	HIGH	LOW	LAST CHG	MONTH	HIGH	LOW	LAST CHG	MONTH	HIGH	LOW	LAST CHG
APR	7360	7240	7357* +55	MAR	7142	7055	7132* +42	APR	3920	3845	3915* +40
JUN	6715	6640	6710* +40	APR	7090	7015	7080* +25	JUN	4537	4465	4530* +35
AUG	6445	6390	6442* +17	MAY	7025	6945	7017* +30	JUL	4477	4432	4465* +15
OCT	6525	6482	6522* +10	AUG	7060	7015	7055* +15	AUG	4365	4315	4345* +20
DEC	6615	6592	6610* +10	SEP	7005	6967	7000* +7	OCT	4055	4005	4047* +27
FEB	6715	6680	6712* +15	OCT	6995	6960	6987* +5	DEC	4087	4065	4087* -10
APR	6825	6805	6825* +15	NOV	7060	7025	7060* +15	FEB	4165	4140	4157* -17
JUN				JAN	7035	7025	7035* -5	APR	4110	4085	4100* -15
SWISS FRANC				CANADIAN DOLLAR				PORK BELLIES			
MAR	8030	7974	8018* -8	MAR	7180	7151	7169* +24	MAR	4377	4280	4342* -5
JUN	8076	8024	8067* -8	JUN	7152	7132	7139* +25	MAY	4465	4365	4430* 0
SEP	8115	8070	8112* -8	SEP	7138	7115	7119* +25	JUL	4475	4390	4462* +7
BRITISH POUND				US DOLLAR INDEX				GERMAN MARK			
MAR	15960	15862	15944* +52	MAR	8599	8580	8602a +24	FEB	5120	5090	5090* -10
JUN	15940	15870	15922* +50	JUN			8616a +29	MAR	5100	5000*	0
SEP-15900			15886* +50	S&P 500 INDEX				GERMAN MARK			
MAR	10362	10305	10355* +19	MAR	49075	48670	48870* +160	MAR	6827	6776	6819* +11
JUN	10472	10420	10466* +19	JUN	49470	49150	49260* +165	JUN	6847	6798	6840* +12
JUN	10472	10420	10466* +19	SEP	49890	49620	49730* +165	SEP	6857	6810	6857* +13
SEP	10577	10550	10577* +19	DEC	50390	50130	50230* +165	DEC	6873	6842	6873* +12