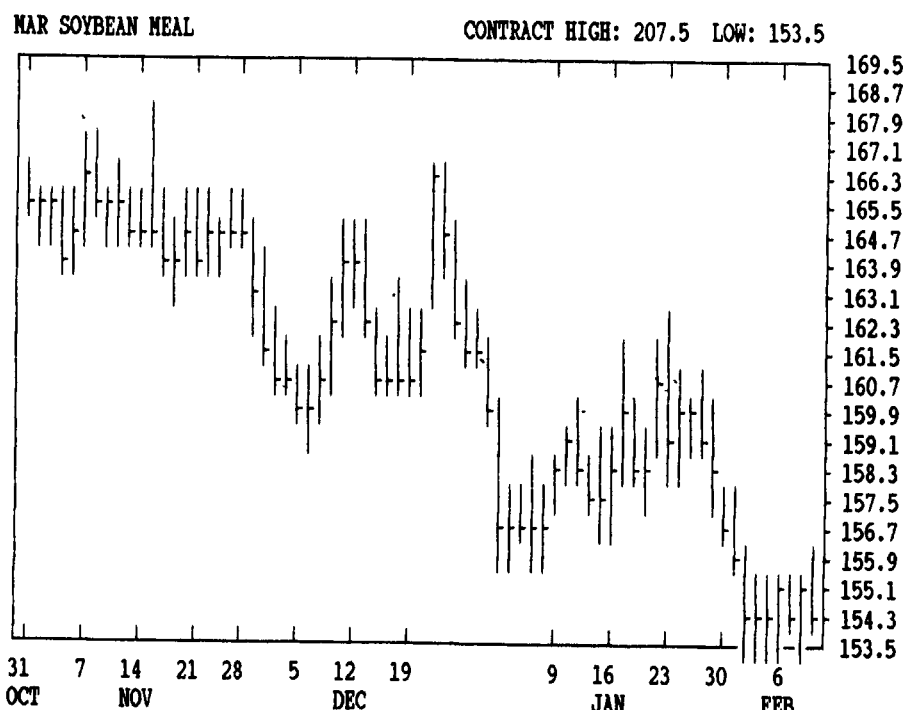
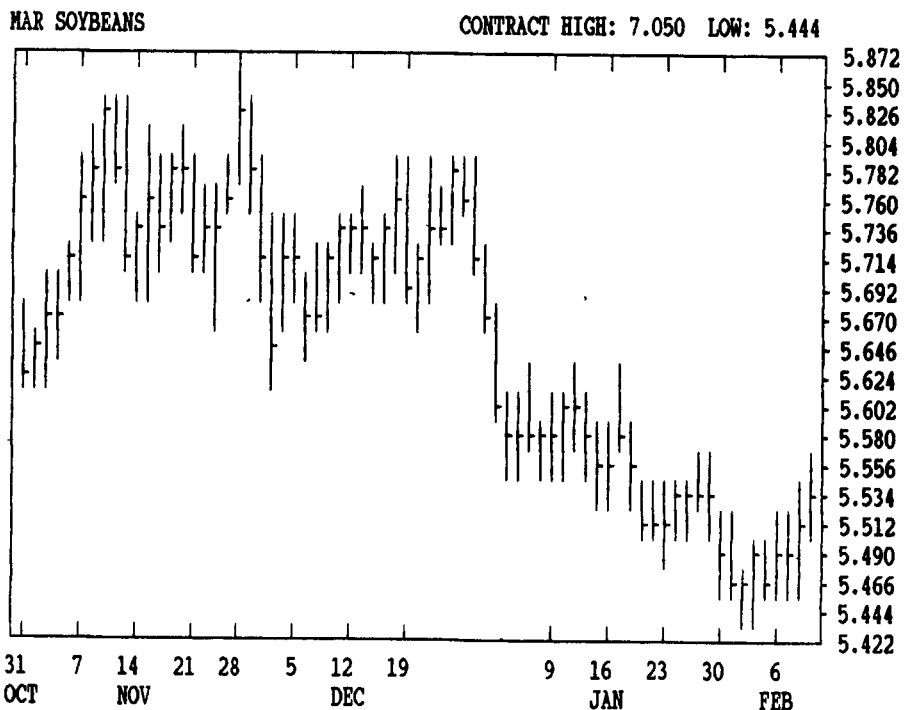
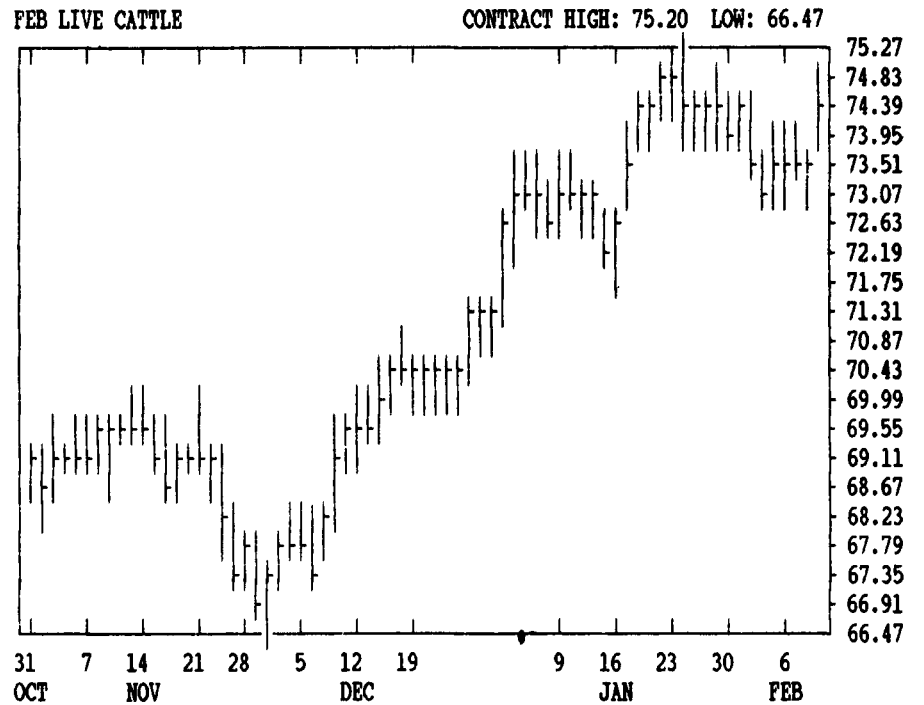
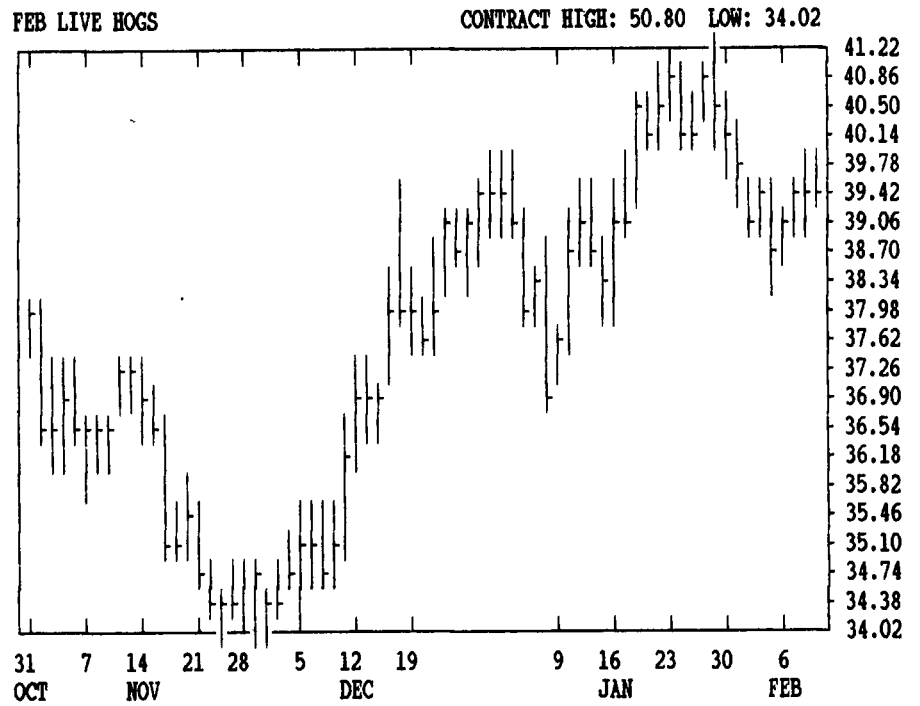
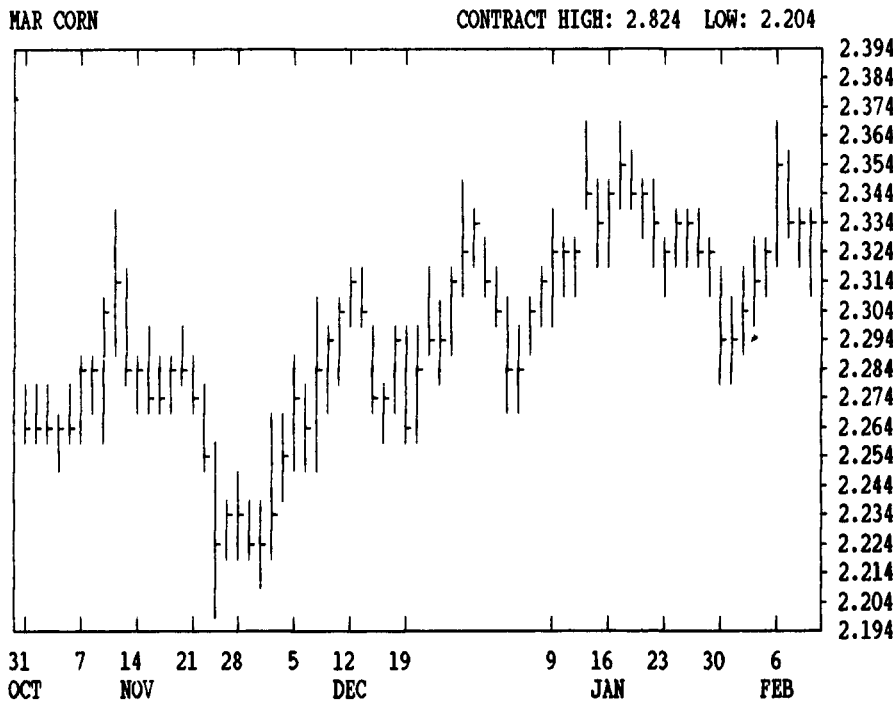


GRAIN, CATTLE AND HOG FUTURES MARKETS

(Closing bids: Thursday, Feb. 9, 1995)



DTN FUTURES 14 02/09/95 TECHNICAL POINTS SLOW STOCHASTIC

PRICES ARE DECIMAL MOVING AVERAGES RSI'S 5 DAY 20 DAY

CONTRACT	CLOSE	4-DAY	9-DAY	18-DAY	45-DAY	9DAY	14DAY	30DAY	%K	%D	%K	%D
WHEAT MAR	369.50	370.25	371.39	372.19	384.92	42.6	41.7	43.1	34	38	25	27
WHEAT MAY	362.25	362.06	360.53	360.19	368.06	51.6	48.5	47.4	65	66	45	39
KCWHT MAR	376.50	375.06	374.75	374.58	385.39	50.3	47.3	46.0	68	75	61	55
KCWHT MAY	363.75	362.75	361.64	362.61	371.63	50.2	46.8	46.5	57	58	32	27
MNWHY MAR	363.75	363.87	364.53	366.71	378.22	39.8	38.9	42.4	42	49	23	22
CORN MAR	233.75	234.25	232.36	233.00	231.64	56.0	55.4	54.2	55	68	65	50
CORN MAY	241.50	242.00	239.89	240.01	238.83	59.0	57.6	51.5	59	72	70	55
CORN JUL	247.00	247.25	245.31	245.01	243.69	61.4	57.0	51.2	62	74	75	61
OATS MAR	119.25	119.81	120.06	120.26	122.33	40.3	41.6	45.5	45	53	24	24
BEANS MAR	554.25	551.50	549.47	551.65	560.92	55.4	49.1	45.1	76	71	33	22
BEANS MAY	563.75	560.81	558.56	560.38	569.62	57.0	50.4	45.8	80	76	38	25
BEANS JUL	571.25	568.06	565.19	566.54	582.41	57.0	49.2	47.3	84	81	45	30
NEAL MAR	154.40	154.82	155.11	157.26	159.17	31.5	35.0	38.3	48	43	14	13
BNOIL MAR	26.89	26.71	26.69	26.66	26.95	54.8	52.1	52.6	72	62	58	46
CATTLE FEB	74.68	73.89	73.85	74.16	72.48	63.2	62.5	62.0	67	53	57	52
CATTLE APR	74.38	73.77	73.69	74.21	72.86	57.2	57.5	59.1	64	60	40	31
FCTL MAR	72.15	72.16	72.29	72.98	73.10	40.6	42.1	45.9	28	32	16	14
HOGS FEB	39.58	39.36	39.44	39.94	38.82	50.8	52.5	53.9	71	51	40	47
HOGS APR	39.05	38.95	39.16	39.83	39.05	43.7	46.9	51.0	52	41	18	20
PKBLS FEB	41.70	41.76	42.45	43.15	41.06	41.7	47.0	51.1	30	30	33	43

CORN				CHICAGO WHEAT				K.C. WHEAT						
HIGH	LOW	LAST	CHG	HIGH	LOW	LAST	CHG	HIGH	LOW	LAST	CHG			
MAR	2340	2314	2336*	0	MAR	3704	3656	3694*	+10	MAR	3774	3714	3764*	+30
MAY	2420	2394	2414*	0	MAY	3632	3564	3622*	+14	MAY	3652	3594	3636*	+24
JUL	2472	2446	2470*	+2	JUL	3430	3390	3394*	-4	JUL	3460	3416	3440*	+14
SEP	2516	2502	2514*	-2	SEP	3460	3430	3440*	+14	SEP	3480	3444	3472*	+20
DEC	2564	2540	2560*	0	DEC	3554	3524	3534*	+12	DEC	3546	3524	3524*	+10
MAR	2626	2614	2622*	-2	MAR	3582	3582	3582*	-4	MINN WHEAT				
MAY	2664	2662	2664*	-2	OATS				MAR	3650	3610	3636*	+6	
JUL	2686	2674	2684*	-2	MAR	1196	1182	1192*	+4	MAY	3642	3610	3636*	+12
DEC	2554	2544	2550*	-2	MAY	1250	1232	1242*	+6	JUL	3590	3564	3570*	+4
SOYBEANS				JUL	1294	1282	1294*	+6	SEP	3500	3470	3470*	0	
MAR	5570	5506	5542*	+14	SEP	1336	1330	1336*	+6	DEC	3540*			+14
MAY	5660	5600	5636*	+20	SOYBEAN NEAL				SOYBEAN OIL					
JUL	5730	5670	5712*	+20	MAR	1557	1541	1544*	-7	MAR	2694	2663	2689*	+23
AUG	5750	5702	5740*	+16	MAY	1593	1576	1581*	-3	MAY	2622	2595	2619*	+22
SEP	5760	5720	5750*	+24	JUL	1635	1617	1624*	0	JUL	2576	2555	2574*	+18
NOV	5842	5796	5824*	+16	AUG	1650	1637	1645*	+1	AUG	2548	2530	2547*	+16
JAN	5920	5884	5910*	+22	SEP	1667	1657	1662*	0	SEP	2525	2500	2522*	+17
MAR	6000	5974	5980*	+14	OCT	1685	1673	1677*	+2	OCT	2502	2490	2499*	+16
JUL	6084	6060	6074*	+10	DEC	1718	1703	1710*	+3	DEC	2473	2460	2470*	+17
NOV	5944	5920	5940*	+16	JAN	1728	1721	1722*	+2	JAN	2465	2455	2462*	+27

LIVE CATTLE				FEEDER CATTLE				LIVE HOGS										
HIGH	LOW	LAST	CHG	HIGH	LOW	LAST	CHG	HIGH	LOW	LAST	CHG							
FEB	7475	7387	7467*	+122	MAR	7250	7165	7215*	+62	FEB	3980	3937	3957*	+20				
APR	7447	7360	7437*	+115	APR	7185	7105	7167*	+80	APR	3922	3880	3905*	+25				
JUN	6775	6710	6767*	+85	MAY	7105	7020	7095*	+75	JUN	4475	4447	4455*	+7				
AUG	6470	6425	6462*	+75	AUG	7155	7077	7150*	+77	JUL	4457	4430	4445*	+7				
OCT	6555	6510	6547*	+67	SEP	7090	7017	7075*	+50	AUG	4360	4335	4355*	+20				
DEC	6660	6615	6660*	+75	OCT	7080	7050	7055*	+50	OCT	4085	4070	4080*	+15				
FEB	6755	6725	6750*	+62	NOV	7145	7100	7135*	+60	DEC	4177	4160	4177*	+12				
APR					JAN	7135	7130	7135*	+35	FEB	4265	4240	4265*	+25				
SWISS FRANC				CANADIAN DOLLAR				PORK BELLIES										
MAR	7760	7732	7747*	+15	MAR	7155	7132	7144*	-8	FEB	4230	4157	4170*	+45				
JUN	7812	7783	7795*	+15	JUN	7123	7100	7115*	-11	MAR	4235	4135	4160*	+52				
SEP	7845	7843	7845*	+15	SEP	7095	7083	7095*	-14	MAY	4320	4230	4237*	+40				
BRITISH POUND				US DOLLAR INDEX				GERMAN MARK										
MAR	15606	15520	15564*	+44	MAR	8817	8812	8818a	+4	AUG	4115	4040	4075*	+72				
JUN	15592	15520	15546*	+44	JUN	8826a				+7	FEB	5125	5075	5120*	+80			
SEP	15526*				+42	S&P 500 INDEX												
JAPANESE YEN				MAR	48345	48110	48265*	+30	MAR	6563	6535	6548*	+13					
MAR	10165	10129	10143*	0	JUN	48740	48510	48660*	+25	JUN	6587	6557	6570*	+13				
JUN	10267	10244	10255*	0	SEP	49230	49050	49150*	+30	SEP	6605	6593	6595*	+15				
SEP	10368				10374*	+3	DEC	49730	49560	49670*	+40	DEC	6617				6619*	+15