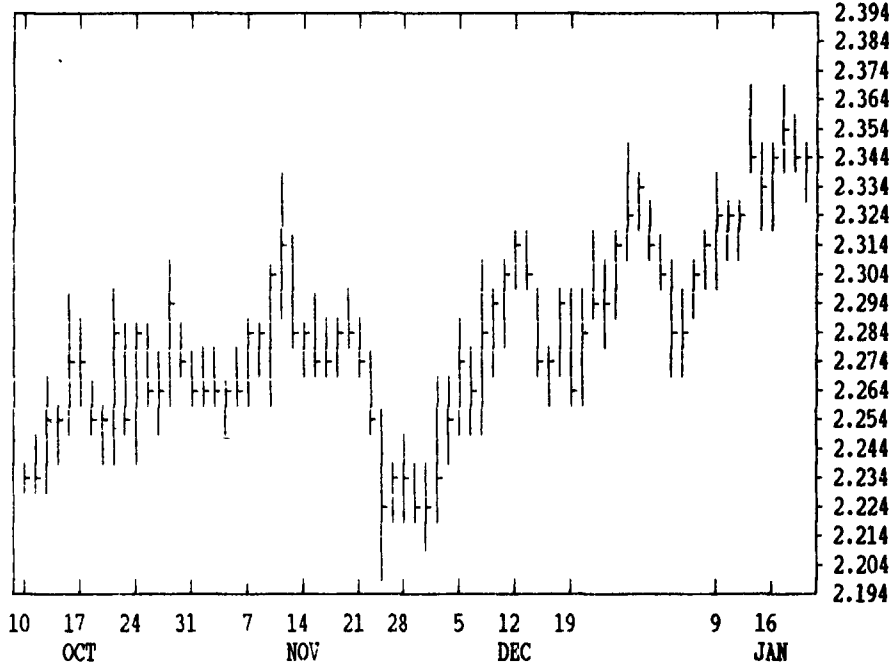


GRAIN, CATTLE AND HOG FUTURES MARKETS

(Closing bids: Thursday, Jan. 19, 1995)

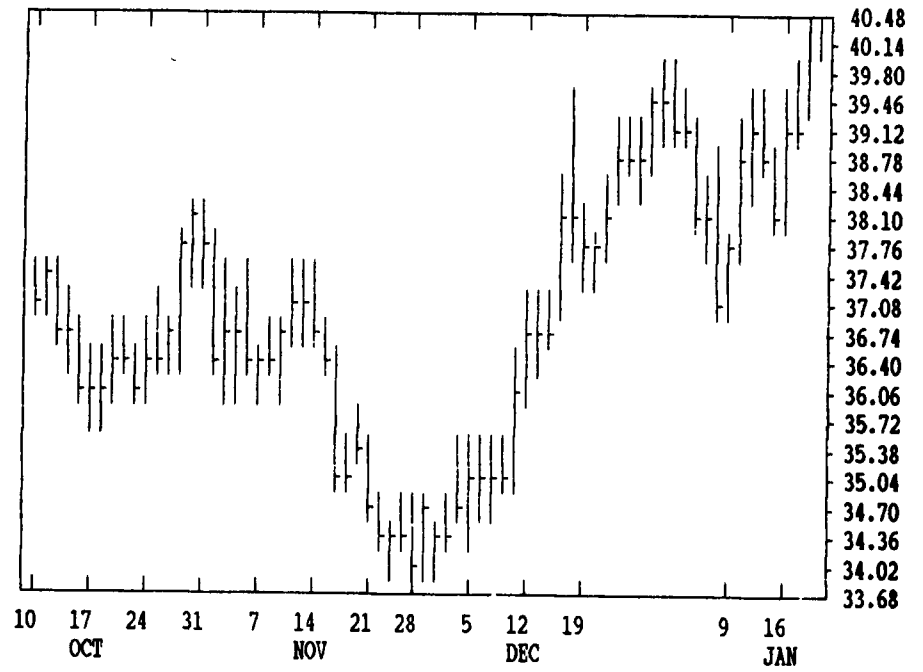
MAR CORN

CONTRACT HIGH: 2.824 LOW: 2.204



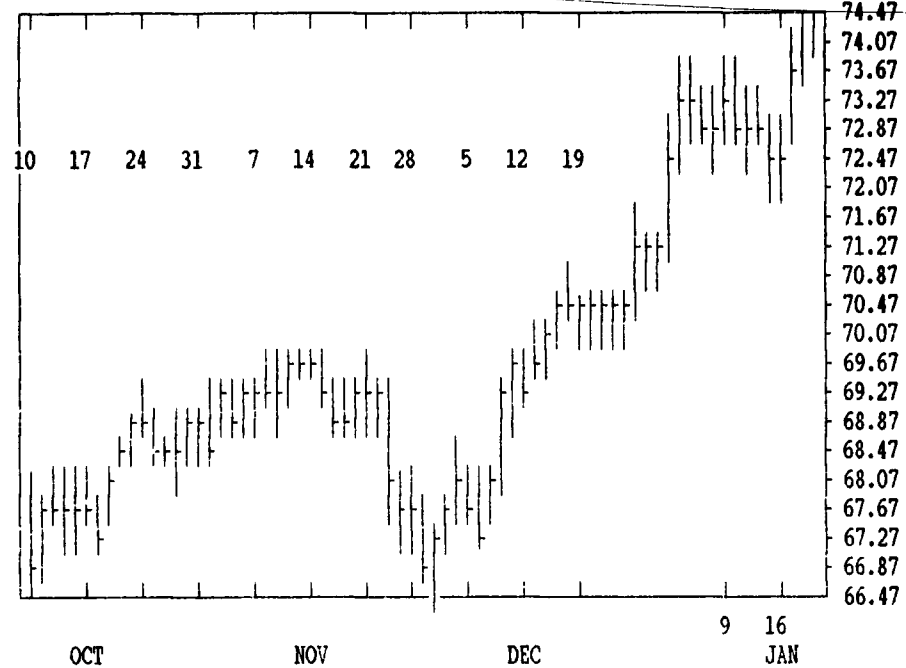
FEB LIVE HOGS

CONTRACT HIGH: 50.80 LOW: 34.02



FEB LIVE CATTLE

CONTRACT HIGH: 74.65 LOW: 66.47



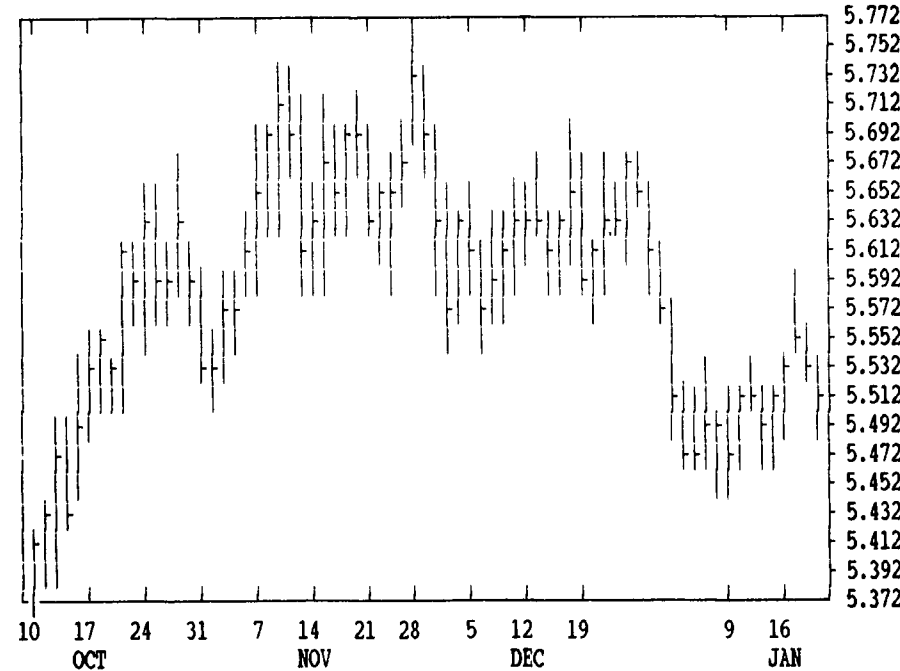
DTN FUTURES		14 01/19/95		TECHNICAL POINTS					SLOW STOCHASTIC			
PRICES ARE DECIMAL		MOVING AVERAGES			RSI'S		5 DAY		20 DAY			
CONTRACT	CLOSE	4-DAY	9-DAY	18-DAY	45-DAY	9DAY	14DAY	30DAY	%K	%D	%K	%D
WHEAT	MAR 370.25	379.00	381.56	391.26	389.62	24.2	30.5	40.5	27	33	13	15
WHEAT	MAY 360.75	365.63	365.44	371.26	370.99	32.1	36.7	44.7	40	45	21	20
KCWHT	MAR 368.75	377.25	379.42	389.29	389.43	25.7	31.1	39.6	28	35	13	13
KCWHT	MAY 363.00	368.94	369.44	376.04	375.00	28.8	34.3	43.4	28	34	13	14
MNWHT	MAR 366.75	371.44	372.61	382.04	385.60	30.6	33.9	41.7	38	38	15	13
CORN	MAR 234.25	234.75	233.86	232.44	229.29	60.9	60.0	56.6	58	60	79	77
CORN	MAY 240.25	240.81	240.44	239.47	236.45	56.0	56.3	51.5	39	43	72	73
CORN	JUL 245.00	245.25	245.19	244.39	242.82	54.2	52.1	49.8	46	43	71	73
OATS	MAR 119.75	121.12	121.81	123.36	125.15	32.2	39.0	44.7	20	27	16	24
BEANS	JAN 551.75	553.37	551.69	553.46	560.12	43.7	43.5	45.5	51	65	30	25
BEANS	MAR 552.25	555.69	557.11	561.36	569.01	26.8	32.1	40.4	25	34	10	12
BEANS	MAY 560.50	563.62	565.47	570.22	577.18	26.8	32.2	40.5	27	34	10	12
MEAL	JAN 157.90	157.27	155.83	155.83	157.93	61.7	54.5	47.6	87	77	38	27
BNOIL	MAR 26.74	26.62	26.80	27.38	26.91	43.3	46.5	52.0	63	46	19	23
CATTLE	FEB 74.45	73.85	73.37	72.77	70.53	74.6	73.2	67.7	92	73	85	80
CATTLE	APR 74.90	74.53	74.11	73.38	71.23	80.1	78.3	71.3	91	82	93	93
FCTL	JAN 76.00	75.85	76.13	76.12	74.88	52.4	55.1	54.6	58	43	44	59
HOGS	FEB 40.40	39.87	39.18	38.99	37.15	65.7	64.0	59.7	86	77	79	71
HOGS	APR 40.65	40.05	39.66	39.48	37.81	67.9	65.9	61.2	81	65	78	73
PKBLS	FEB 45.40	42.76	42.11	41.43	39.03	75.4	71.2	62.5	87	58	76	74

CORN				CHICAGO WHEAT				K.C. WHEAT						
MONTH	HIGH	LOW	LAST	CHG	MONTH	HIGH	LOW	LAST	CHG	MONTH	HIGH	LOW	LAST	CHG
MAR	2346	2334	2342*	-4	MAR	3770	3694	3702*	-94	MAR	3752	3682	3686*	-80
MAY	2412	2400	2402*	-4	MAY	3656	3600	3606*	-54	MAY	3686	3630	3630*	-64
JLY	2456	2444	2450*	-2	JLY	3460	3424	3430*	-42	JLY	3520	3464	3474*	-54
SEP	2496	2484	2490*	0	SEP	3500	3476	3476*	-36	SEP	3540	3494	3520*	-34
DEC	2530	2514	2516*	-2	DEC	3594	3574	3580*	-32	DEC	3582	3560	3560*	-50
MAR	2594	2582	2584*	0	MAR	3630	3630	3630*	-40	MINN WHEAT				
MAY	2624	2624	2624*	0	OATS				MAR	3710	3650	3666*	-54	
JLY	2652	2642	2646*	0	MAR	1204	1192	1196*	-6	MAY	3724	3680	3694*	-34
DEC	2532	2524	2524*	0	MAY	1246	1240	1246*	-4	JLY	3614	3570	3584*	-34
SOYBEANS				JLY	1294	1286	1292*	-6	SEP	3504	3470	3474*	-44	
JAN	5532	5500	5516*	-14	SEP	1340	1340	1340*	-6	DEC	3580*		-30	
MAR	5546	5514	5522*	-30	SOYBEAN MEAL				SOYBEAN OIL					
MAY	5630	5600	5604*	-24	JAN	1580	1570	1579*	+1	JAN	2848	2823	2844*	+1
JLY	5684	5654	5662*	-26	MAR	1590	1580	1585*	-1	MAR	2680	2656	2674*	-4
AUG	5714	5690	5692*	-26	MAY	1619	1608	1612*	-5	MAY	2572	2557	2568*	-11
SEP	5724	5700	5702*	-36	JLY	1656	1646	1650*	-1	JLY	2518	2507	2512*	-15
NOV	5814	5784	5786*	-40	AUG	1673	1665	1668*	-4	AUG	2490	2478	2485*	-17
JAN	5892	5866	5866*	-40	SEP	1693	1685	1687*	-4	SEP	2470	2455	2460*	-15
JLY	6050	6040	6040*	-24	OCT	1708	1703	1705*	-2	OCT	2445	2435	2440*	-20
NOV	5872	5850	5850*	-50	DEC	1740	1733	1733*	-12	DEC	2420	2403	2404*	-23

LIVE CATTLE				FEEDER CATTLE				LIVE HOGS						
MONTH	HIGH	LOW	LAST	CHG	MONTH	HIGH	LOW	LAST	CHG	MONTH	HIGH	LOW	LAST	CHG
FEB	7457	7425	7445*	-15	JAN	7605	7565	7600*	+15	FEB	4065	4015	4040*	-20
APR	7500	7455	7490*	+5	MAR	7380	7285	7372*	+20	APR	4080	4022	4065*	+12
JUN	6800	6760	6797*	+5	APR	7295	7232	7275*	+5	JUN	4587	4525	4575*	+20
AUG	6515	6470	6502*	0	MAY	7210	7162	7210*	+15	JLY	4540	4485	4522*	+15
OCT	6610	6570	6605*	+7	AUG	7260	7220	7252*	+2	AUG	4450	4405	4435*	+7
DEC	6702	6680	6680*	0	SEP	7170	7130	7170*	0	OCT	4195	4152	4170*	-5
FEB	6800	6780	6780*	0	OCT	7135	7135*	7135*	-5	DEC	4265	4230	4250*	-17
APR					NOV	7180	7180*	7180*	0	FEB	4350	4325	4330*	-10
SWISS FRANC				CANADIAN DOLLAR				PORK BELLIES						
MAR	7890	7740	7872*	+105	MAR	7036	6992	7004*	-19	FEB	4550	4365	4540*	+190
JUN	7935	7799	7923*	+105	JUN	7003	6963	6971*	-19	MAR	4555	4390	4555*	+200
SEP	7990	7857	7983*	+105	SEP	6978	6940	6943*	-19	MAY	4635	4500	4635*	+200
BRITISH POUND				US DOLLAR INDEX				JLY 4717 4560 4707*+190						
MAR	15906	15682	15878*	+182	MAR	8774	8760	8769a	+10	AUG	4505	4365	4460*	+155
JUN	15900	15670	15872*	+182	JUN	8772	8766	8772*	+10	FEB	5155 5155*		0	
SEP	15900	15830	15864*	+182	S&P 500 INDEX				GERMAN MARK					
JAPANESE YEN				MAR	47125	46820	46860*	-255	MAR	6631	6520	6614*	+88	
MAR	10191	10052	10152*	+65	JUN	47460	47245	47265*	-255	JUN	6661	6551	6641*	+89
JUN	10310	10175	10276*	0	SEP	47980	47760	47790*	-250	SEP	6670	6670*	+88	
SEP	10435	10435	10435*	+27	DEC	48360*-240		DEC						

JAN SOYBEANS

CONTRACT HIGH: 7.040 LOW: 5.372



MAR KC WHEAT

CONTRACT HIGH: 4.272 LOW: 3.250

