


Take Exit 20B
Off Of 83, 5 1/2 Mi. West
To Belmont Farm.





JD 510
w/Cab and Standard Hoe, V.G. Cond.
\$10,500
410-833-9091

Extra Heavy Miller
plowing disc, 16' or
less like new
IH 3488 hydro., cab,
air
IH 856 ~~Ford~~ Tractor
(excellent)
IH 1066 cab, air,
duals
IH 1466, no cab
Good JD 4020 diesel
syncro range, dual
hyd.
JD 50
JD 520
R.B. LEAMAN
717-399-4037

**FORRESTER FARM
EQUIPMENT LTD.**

1475 Orchard Rd. Chambersburg, PA 17201
Phone: 717-263-0705
Sales - Parts - Service




NEW FORD TRACTORS

Ford 1715, 2WD	NH 900 Chopper
Ford 6610, 2WD w/DP	NH 2450 Self-Propelled Haybine
Ford 7610, 2WD w/DP	NH 258 Rake
Ford 8340, 2WD no Cab, 16x16 Trans.	NH 256 Rake
	NH 28 Blower
	NH 40 Blower
	NH 60 Blower
	(2) NH 166 Windrow Inverters

NEW NH EQUIP.

NH 630 Round Baler	FORD LAWN & GARDEN
NH 640 Silage Special	GT 65 w/48" Deck
NH 452 Disc Mower	GT 85 w/48" Deck
NH 155 Manure Spdr.	LT 12A
NH 185 Manure Spdr.	LS 25
NH 190 Manure Spdr.	LS 45
NH 195 Manure Spdr.	LS 55
NH 890W Hay Head	
NH 824 Corn Head	

Located: 1 Mile Off Exit 8, On 696 North To Orchard Rd.
Hours: 8:30-5:00 Monday thru Friday
8:30-12:00 Saturdays

We Accept   We Ship Parts.  UPS Daily

**KELLER'S FARM
MACHINERY**

116 Richlandtown Pike
Quakertown, PA 18951
215/536-4046

USED TRACTORS

JD 1450 4x4
JD 2440, 2300 hrs.
Ford 8210 4x4, cab, air
Ford 9N w/loader
Ford 8N w/Snow Plow
Ford 1715, 4x4 w/Snow Plow
Ford 1910 w/loader, 4x4, ps
Ford 801 w/loader, ps, new paint
Ford 3910 w/Ford 776B loader
Ford 1710 w/Ford 770B loader
Ford 2000 8 speed, ps, live pto
Ford 3000 diesel, 8 speed, live pto
Ford 555A, Tractor Loader Backhoe
Farmall Cub w/Snow Plow
Farmall C w/single front wheel
AC CA w/2B Plow
AC 5020 w/Woods mower
Ford 4600D, w/cab
Ford 340B w/loader, P.S., 3pt.
Ford 6610 Series 2, fully equipped
Ford 4630 fully equipped, like new
Ford 3230 w/300 Hrs.
Ford 3910 Series 2, 8 Spd. w/snow plow
Farmall Cub w/Woods Mower

**ATTACHMENTS for
Skid Steer Loaders**







- Standard or Custom Sizes
- Hardened, Beveled Edge
- 7 gauge Material (other gauges available)

Call for a Quote!
PA (717) 354-8721
US (800) 342-0905

ATI CORPORATION
325 West Main St., New Holland, PA 17557

HERR & LEAMAN
Used Farm Equipment Sales & Service
10 miles S. of Lancaster along Rt. 222

**QUALITY TRACTORS AND
EQUIPMENT/REASONABLE PRICES/SERVICED
& AVAILABLE WITH A 100% WARRANTY ON
ENGINE AND DRIVE TRAIN
DELIVERY AVAILABLE**

Tractors

JD 4450, MFWD, power shift, 2427 hrs., 1 owner, very nice
JD 2550, 15x38 tires, 2450 hrs.
JD 4840, SGB, duals, weights
1982 JD 4040 SGB, quad, very nice
JD 2940 MFWD, 2 posts roll guard & canopy
JD 2940, fender, 2 wheel, 16.9x38 tires
JD 4430 SGB, quad 1 owner, 2700 hrs.
JD 4430 SGB, quad
JD 4230 fender, quad, very nice
JD 2030 Diesel, row crop, very nice
JD 4320 cab, air, nice
JD 4320 ~~SOLD~~ cab, very nice
JD 830D 2 cyl.
JD 455 diesel, L&G mower, 60" deck, 144 hrs.
JD 316 hydro lawn mower

Case IH 7140, MFWD, 20.8-42 dual wheels & weights
1991 Case IH 7120, 18.4-42 tires, 3 hyd., radar, 1500 hrs. w/factory warranty
Case IH 7110 cab, air, 1500 hrs., 2WD
Case IH 510 ~~SOLD~~ num, PS, factory cab, air, 612 hrs w/factory warranty
IH 3588 2+2, nice
IH 5088 factory cab, air, duals & weights w/up-dates
IH 3088 w/factory cab, air, 2600 hrs.
IH 3088 ROPS, 1960 original hrs., 1 owner, very nice
IH 1586 cab, air, new TA & engine, nice
1979 IH 1486, Cab, Air, 2460 Original Hrs., Very nice
IH 1486, '79 model, red power, cab, air
IH 1086 cab, air, 2400 original hrs., extra sharp
IH 1086 Factory cab, air, 1979 model
IH 986 factory cab, air, 38" radials, nice
IH 986, factory cab, air 1 owner, 1940 original hours, very nice
IH 886, factory cab, air, 1 owner, nice
IH 784 diesel, very nice, 1611 hrs.
IH 684 w/2250 loader
IH 1466, factory red cab, air, very nice
IH 1066 Fender Tractor, New TA
IH 1066 cab, air, new TA, nice
IH 1066 fender tractor, new TA
IH 966 fender tractor WF 3 pt., 300 hrs. on engine, clutch & T/A, very nice
IH 966 w/cab & air w/rebuilt engine
IH 766, 1976, black stripe, fender tractor, nice
IH 666 diesel, WF, 3 pt.
IH 656 diesel, 2 pt. NF
IH 340 gas, 2 pt hitch, NF
Case 4890, 20.8x38 duals, 3pt PTO
Case 2090 Power shift, cab, air, very nice
Case 970 cab, air, power shift
AC 6080 fender tractor

Implements & Misc.

AC, HD 15 dozer w/671 Detroit diesel
Stocking New Koyker Quick Attach Loaders For most JD & IH Farm Tractors, 40 HP To 180 HP.
Ford NH 785 skid loader, 600 hrs.
Melroe Bobcat 643 diesel
IH 5100 drill, 7x18
IH 720 8x18 auto reset, on land
IH 720 6x18" auto reset
IH 720 6x16" auto reset
IH 720 5X18 toggle trip plow, semi-mount
IH 475 hyd. fold 18 1/2" disc
MF 820, 21' hyd. fold disc
Kewanee rock flex wingfold disc, 21 1/2"
Kewanee 8 tooth, 3pt chisel plow
(2) Glencoe 9T soil savers, low acres
IH 60 stalk chopper
Factory JD WF to fit 3020 thru 4020
IH 1850 loader off IH 574
NI 324 2 RW w/12 roll husking bed, real good
Dual wheels-34's and 38's
Tractor Weights JD & IH
Year-a-round cab w/air to fit IH 766 thru 1566
IH dual PTO units
3 pt. snowblowers, 7' & 8'

Heads

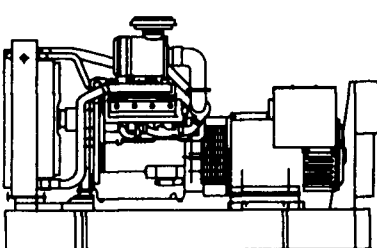
MF 1163 6RN corn head
MF 1144 4RW
Case IH 1020 flex head, 15', Nice
IH 843 4RN, Good
IH 820, 13' flex, very nice
IH 810 rigid head, nice condition
(2) JD 643 hi-tin, 6 RN, nice
JD 443 corn head, very good
JD 444 hi-tin
JD 213 flex, black reel
JD 13' rigid head

Combines

JD 6600D w/air
1976 JD 4400 diesel, air
MF 850, hydro, 2100 hrs.
MF 550 diesel hydro, 1 owner w/1069 original hrs., very nice
Late MF 300 gas combine, w/air, and 3 RN and 13' grain head, 1 owner, very nice

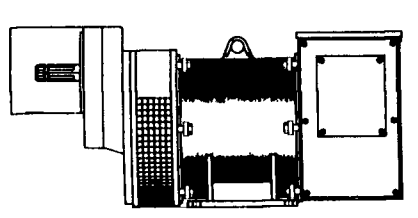
Box 191 New Providence, PA 17560
(717) 786-1606
Mon.-Fri. 8-6, Sat. 8-12 FAX 717-786-4773

GENERATOR SYSTEMS
1-800-779-8809



**New & Used 5 to 2500 KW
Diesel • Propane • Natural Gas**

**24 Hour Emergency Service
Sales - Installation
Maintenance Contracts • Rentals**



**10 To 150 KW 1800 RPM Brushless
Tractor Driven Generators**

DYNA-TECH[®] Ind.
Dynamic Technologies

DYNA-TECH INDUSTRIES
602 E. Evergreen Rd., Lebanon, PA 17042
717-274-8899 Fax 274-5334
Ask About Our Lightning & Surge Protection Units
Panel Mount • Plug-In • Electric Fence Protection