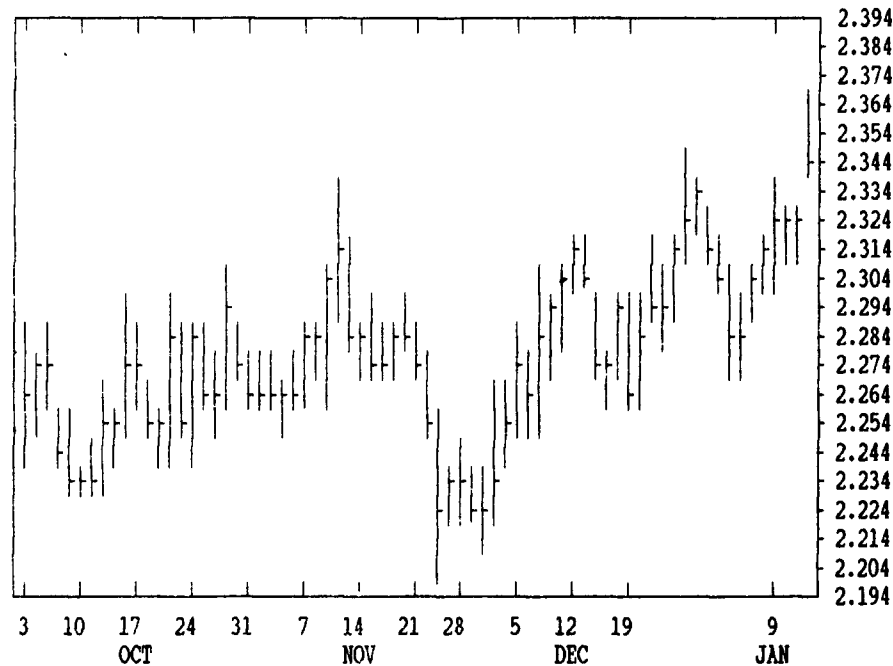


GRAIN, CATTLE AND HOG FUTURES MARKETS

(Closing bids: Thursday, Jan. 5, 1995)

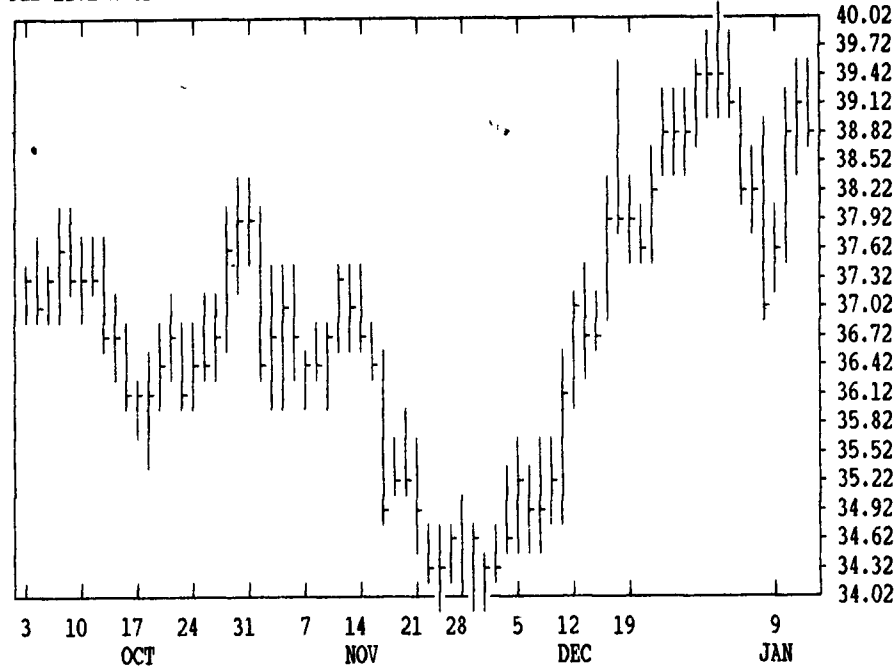
MAR CORN

CONTRACT HIGH: 2.824 LOW: 2.204



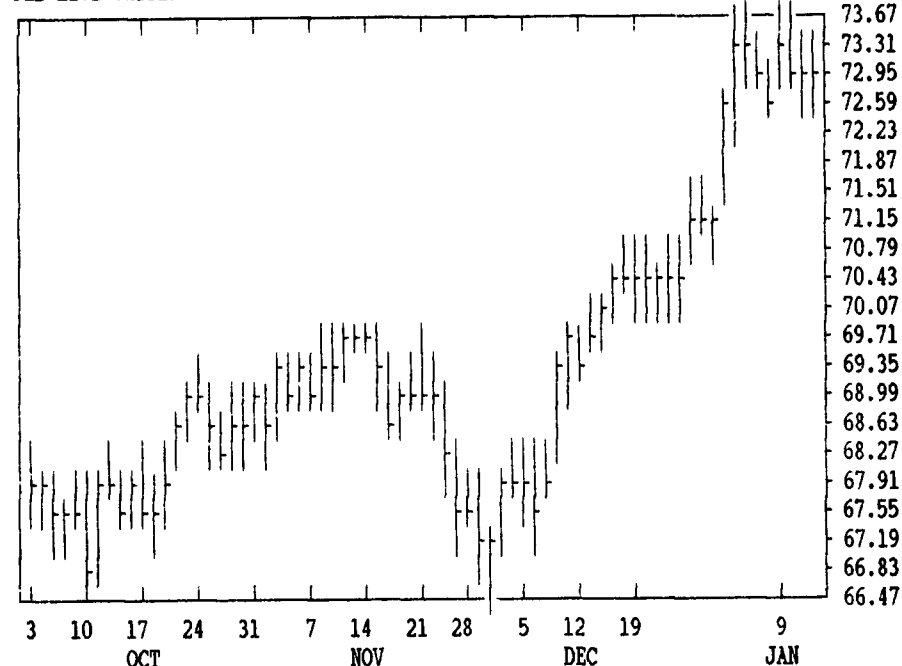
FEB LIVE HOGS

CONTRACT HIGH: 50.80 LOW: 34.02



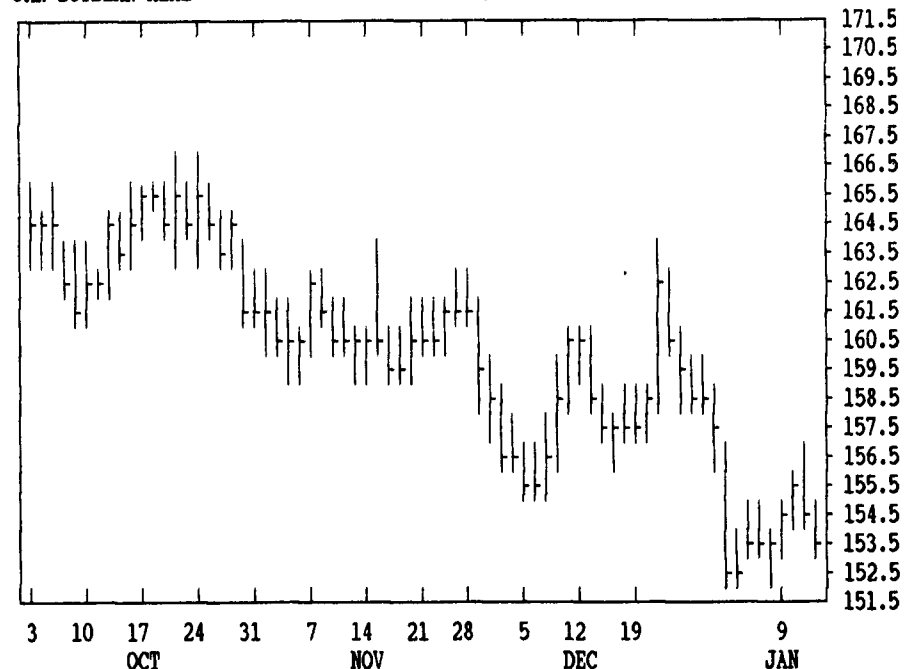
FEB LIVE CATTLE

CONTRACT HIGH: 74.25 LOW: 66.47



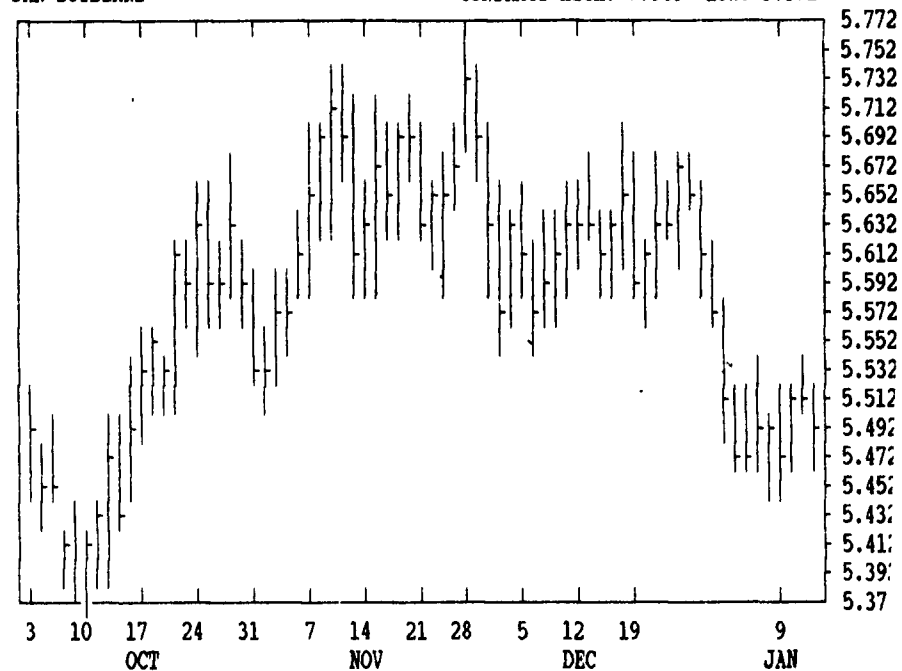
JAN SOYBEAN MEAL

CONTRACT HIGH: 207.5 LOW: 152.5



JAN SOYBEANS

CONTRACT HIGH: 7.040 LOW: 5.372



DYN FUTURES 14 01/12/95		TECHNICAL POINTS				SLOW STOCHASTIC							
PRICES ARE DECIMAL		MOVING AVERAGES				RSI'S							
CONTRACT	CLOSE	4-DAY	9-DAY	18-DAY	45-DAY	9DAY	14DAY	30DAY	%K	%D	%K	%D	
WHEAT	MAR	383.50	384.56	391.56	396.19	391.09	32.2	38.4	45.8	16	13	22	39
WHEAT	MAY	366.75	365.50	370.69	374.29	371.54	38.2	41.5	46.6	23	21	21	38
KCWHT	MAR	382.00	381.87	388.58	395.10	391.39	33.2	38.2	45.1	22	16	14	29
KCWHT	MAY	371.00	370.06	375.64	379.24	375.72	36.5	40.8	46.8	17	15	21	40
MNWHT	MAR	373.75	374.75	381.67	387.49	388.37	31.0	35.4	43.4	15	12	12	27
CORN	MAR	234.25	232.94	231.39	230.83	228.72	67.1	62.8	57.5	73	82	71	59
CORN	MAY	241.25	240.00	238.53	238.22	236.03	66.2	61.5	53.5	73	79	68	56
CORN	JUL	246.25	245.19	243.72	243.11	243.21	61.6	54.6	50.3	73	79	73	61
OATS	MAR	122.50	122.56	123.72	124.46	128.43	41.9	43.9	46.1	19	22	37	55
BEANS	JAN	550.00	550.12	549.47	556.21	561.69	36.9	39.3	44.2	67	55	16	11
BEANS	MAR	557.50	558.69	558.83	566.25	571.38	31.5	36.1	42.9	52	45	13	10
BEANS	MAY	565.50	567.62	568.25	575.33	579.57	29.7	35.4	42.8	44	41	13	11
MEAL	JAN	154.00	154.77	154.06	156.62	158.40	37.2	38.5	40.0	50	60	19	15
BNOIL	MAR	27.06	27.01	27.49	27.43	26.83	44.2	49.0	54.3	30	20	41	58
CATTLE	FEB	73.05	73.13	73.06	71.92	70.10	71.4	71.2	65.3	35	45	84	88
CATTLE	APR	73.97	73.85	73.56	72.48	70.75	81.0	78.7	69.9	76	74	93	92
FCTL	JAN	76.15	76.54	76.48	76.02	74.79	54.0	57.5	55.4	49	64	87	92
HOGS	FEB	38.92	38.70	38.56	38.62	36.85	57.3	58.1	55.8	83	61	61	64
HOGS	APR	39.42	39.46	39.50	39.01	37.56	58.1	59.8	57.0	63	49	73	77
PKBLS	FEB	41.72	41.92	41.65	40.57	38.89	60.1	60.4	55.3	75	64	86	88

CORN				CHICAGO WHEAT				K.C. WHEAT						
HIGH	LOW	LAST	CHG	HIGH	LOW	LAST	CHG	HIGH	LOW	LAST	CHG			
MAR	2366	2342	2342*	+16	MAR	3930	3810	3834*	-22	MAR	3900	3814	3820*	-10
MAY	2434	2412	2412*	+16	MAY	3730	3654	3666*	+10	MAY	3774	3710	3710*	+10
JUL	2480	2460	2462*	+16	JUL	3494	3434	3454*	+42	JUL	3540	3484	3486*	+26
SEP	2516	2500	2500*	+12	SEP	3540	3490	3522*	+62	SEP	3564	3524	3524*	+30
DEC	2546	2530	2532*	+12	DEC	3640	3594	3620*	+54	DEC	3640	3590	3590*	+26
MAR	2606	2594	2596*	+10	MAR	3660	3660	3660*	+64	MINN WHEAT				
MAY	2640	2634	2640*	+10	OATS				MAR	3840	3722	3736*	-30	
JUL	2674	2656	2662*	+10	MAR	1254	1222	1224*	-2	MAY	3820	3720	3740*	-14
DEC	2560	2534	2536*	-2	MAY	1294	1270	1274*	0	JUL	3700	3636	3636*	+2
SOYBEANS				JUL	1350	1320	1322*	-2	SEP	3600	3550	3560*	+40	
JAN	5510	5474	5500*	-12	SEP	1400	1370	1370*	-2	DEC	3574*		0	
MAR	5596	5552	5574*	-22	SOYBEAN MEAL				SOYBEAN OIL					
MAY	5686	5634	5654*	-32	JAN	1547	1536	1540*	-10	JAN	2857	2827	2850*	+3
JUL	5742	5696	5716*	-26	MAR	1584	1573	1578*	-10	MAR	2715	2683	2706*	+3
AUG	5770	5730	5744*	-24	MAY	1620	1608	1612*	-11	MAY	2615	2592	2607*	+5
SEP	5794	5760	5780*	-12	JUL	1659	1646	1651*	-11	JUL	2555	2536	2549*	+14
NOV	5880	5840	5856*	-10	AUG	1679	1667	1672*	-10	AUG	2522	2505	2516*	+10
JAN	5950	5922	5932*	-10	SEP	1698	1688	1691*	-11	SEP	2498	2485	2490*	+15
JUL	6094	6070	6094*	+14	OCT	1720	1708	1711*	-10	OCT	2470	2460	2465*	+15
NOV	5950	5930	5930*	-30	DEC	1755	1744	1745*	-10	DEC	2440	2420	2432*	+9
LIVE CATTLE				FEEDER CATTLE				LIVE HOGS						
HIGH	LOW	LAST	CHG	HIGH	LOW	LAST	CHG	HIGH	LOW	LAST	CHG			
FEB	7337	7282	7305*	0	JAN	7630	7590	7615*	-37	FEB	3957	3880	3892*	-35
APR	7410	7355	7397*	+12	MAR	7397	7312	7342*	-57	APR	3995	3910	3942*	-22
JUN	6787	6745	6772*	-5	APR	7300	7235	7260*	-47	JUN	4492	4440	4457*	-15
AUG	6515	6480	6490*	-22	MAY	7200	7155	7175*	-42	JUL	4485	4440	4445*	-15
OCT	6592	6555	6572*	-22	AUG	7255	7220	7250*	-30	AUG	4432	4370	4390*	-22
DEC	6685	6660	6662*	-25	SEP	7180	7160	7165*	-25	OCT	4225	4182	4187*	-12
FEB	6757*			-27	OCT	7155	7132	7132*	-37	DEC	4305	4265	4280*	-15
APR					NOV	7200	7165	7165*	-37	FEB	4365	4365	4365*	+2
SWISS FRANC				CANADIAN DOLLAR				PORK BELLIES						
MAR	7855	7760	7830*	+28	MAR	7075	7023	7032*	-42	FEB	4285	4152	4172*	-92
JUN	7902	7842	7883*	+27	JUN	7065	7000	7004*	-47	MAR	4315	4200	4212*	-87
SEP	7955	7905	7944*	+26	SEP	7003	6984	6978*	-52	MAY	4415	4300	4305*	-95
BRITISH POUND				US DOLLAR INDEX				GERMAN MARK						
MAR	15760	15580	15740*	+138	MAR	8828	8812	8828*	+9	AUG	4325	4160	4162*	-115
JUN	15760	15580	15734*	+136	JUN	8820	8820	8820*	-1	FEB	5125	5100	5100*	0
SEP	15740	15728*		+134	S&P 500 INDEX				GERMAN MARK					
JAPANESE YEN				MAR	46505	46240	46425*	-20	MAR	6567	6503	6554*	+21	
MAR	10200	10042	10197*	+122	JUN	46855	46685	46840*	-20	JUN	6594	6548	6580*	+20
JUN	10320	10216	10319*	+122	SEP	47350	47230	47360*	-35	SEP	6610	6600	6609*	+19
SEP	10449	10368	10449*	+123	DEC	48050	47620	47895*	-50	DEC				